

# Student Travel Tally Report: Combining Schools in One Data Collection Season

**School Group:** Virginia Schools

**Date Range:** Fall 2018

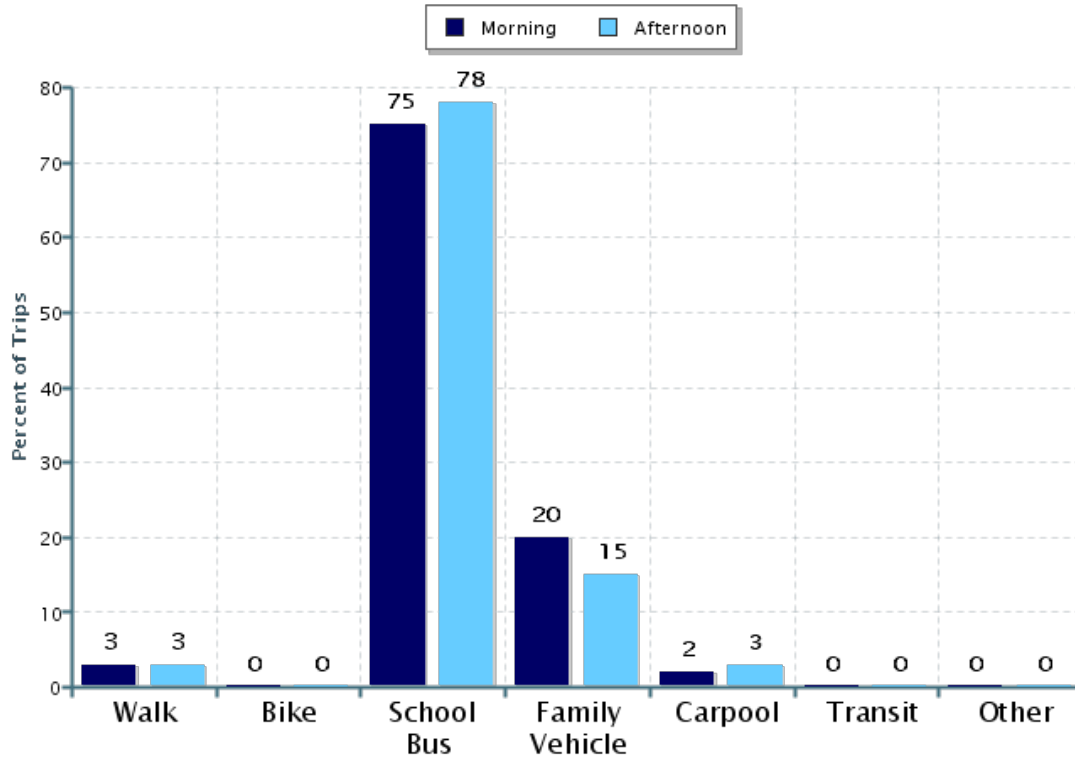
**Date Report Generated:** 01/14/2019

School Name:	Month & Year Collected & (Set ID)	School Enrollment:	% Range of School's Students Involved in SRTS:	Number of Classroom in School Targeted by School Group:	Number of Classrooms Included in Report:
BM Williams Primary	September 2018 (27164)	776			22
Butts Road Intermediate	September 2018 (26882)	600	76-100%		24
Butts Road Primary	September 2018 (27033)	513			16
Camelot Elementary	September 2018 (27140)	478	76-100%		21
Carver Intermediate School	September 2018 (27144)	564	76-100%		23
Cedar Road Elementary	September 2018 (27198)	811	76-100%		31
Chittum Elementary	September 2018 (27354)	687	76-100%		24
Crestwood Intermediate	September 2018 (26906)	709	76-100%		27
Crestwood Middle School	September 2018 (27178)	599			6
Deep Creek Central Elementary	September 2018 (27133)	732			27
Deep Creek Elementary	September 2018 (27195)	732	76-100%		30
Deep Creek Middle School	September 2018 (27179)	757	76-100%		3
Georgetown Primary	September 2018 (26910)	729	76-100%		27
Grassfield Elementary	September 2018 (27120)	993			36
Great Bridge Intermediate	September 2018 (27147)	678	76-100%		25
Great Bridge Primary	September 2018 (26978)	678	76-100%		16
Greenbrier Intermediate School	September 2018 (27146)	678	76-100%		3
Greenbrier Middle School	September 2018 (26902)	1368	76-100%		28
Hickory Elementary School	September 2018 (26877)	1000	76-100%		14
Hickory Middle School	September 2018 (26899)	1286	76-100%		34
Hickory Middle School	September 2018 (27119)	1743			17

Hugo Owens Middle School	September 2018 (27253)	1274	76-100%		3
Indian River Middle Schools	September 2018 (27059)	773	76-100%		30
Joliff Middle	September 2018 (27112)	693	76-100%		23
Oscar Smith Middle	September 2018 (27148)	1081	76-100%		15
Portlock	August 2018 (27057)	533	76-100%		31
Rena B. Wright Primary	September 2018 (27163)				12
Southwestern Elementary	September 2018 (27254)	542	76-100%		20
Thurgood Marshall Elementary	September 2018 (26881)	550	76-100%		21
Treakle Elementary	September 2018 (27183)	445	76-100%		23
Truitt Intermediate	September 2018 (27116)	295			14
Western Branch Intermediate	September 2018 (27034)	762			27
Western Branch Middle School	September 2018 (26900)	907	76-100%		20
Western Branch Middle School	September 2018 (26901)	907	76-100%		6
Western Branch Primary	September 2018 (27252)	708	76-100%		30
			<b>Total:</b>	0	729

This report contains information from schools' classrooms about students' trip to and from school. The data used in this report were collected using the in-class Student Travel Tally questionnaire from the National Center for Safe Routes to School.

## Morning and Afternoon Travel Mode Comparison



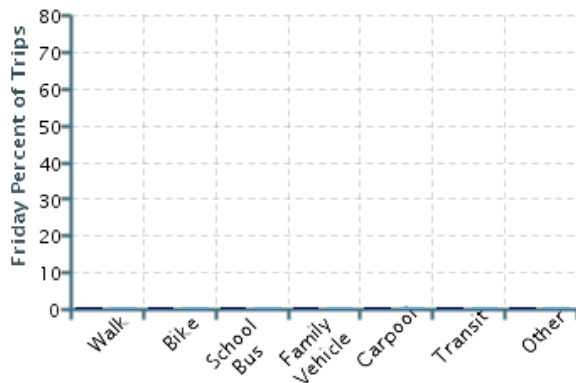
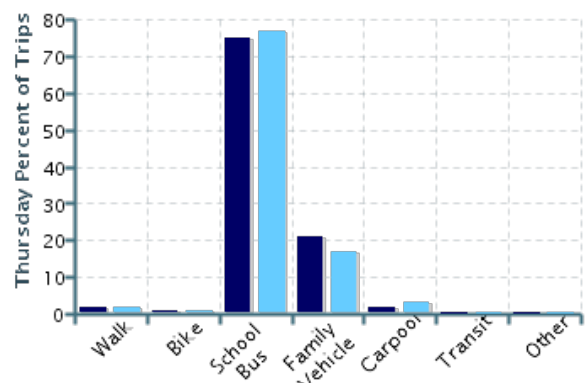
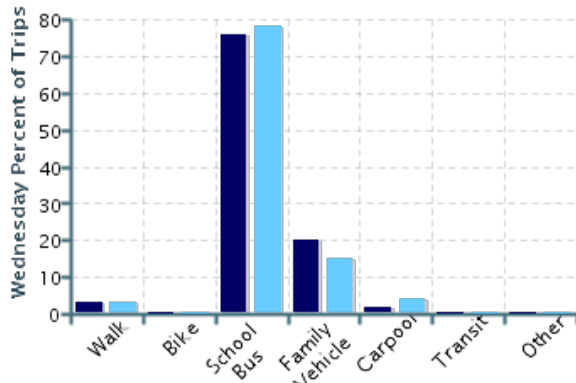
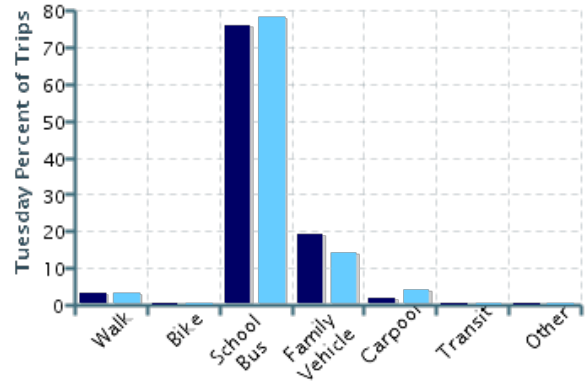
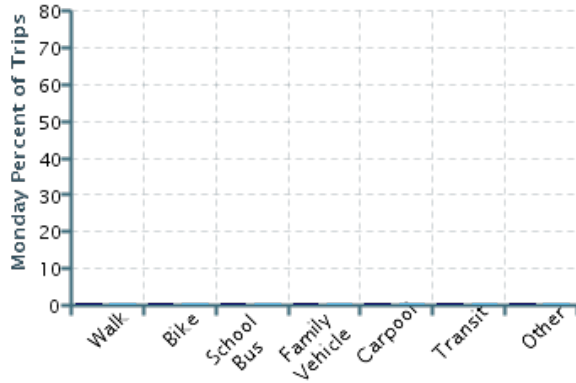
## Morning and Afternoon Travel Mode Comparison

	Number of Trips	Walk	Bike	School Bus	Family Vehicle	Carpool	Transit	Other
Morning	46209	3%	0.2%	75%	20%	2%	0.1%	0.0%
Afternoon	46040	3%	0.3%	78%	15%	3%	0.2%	0.2%

Percentages may not total 100% due to rounding.

# Morning and Afternoon Travel Mode Comparison by Day

■ Morning
 ■ Afternoon

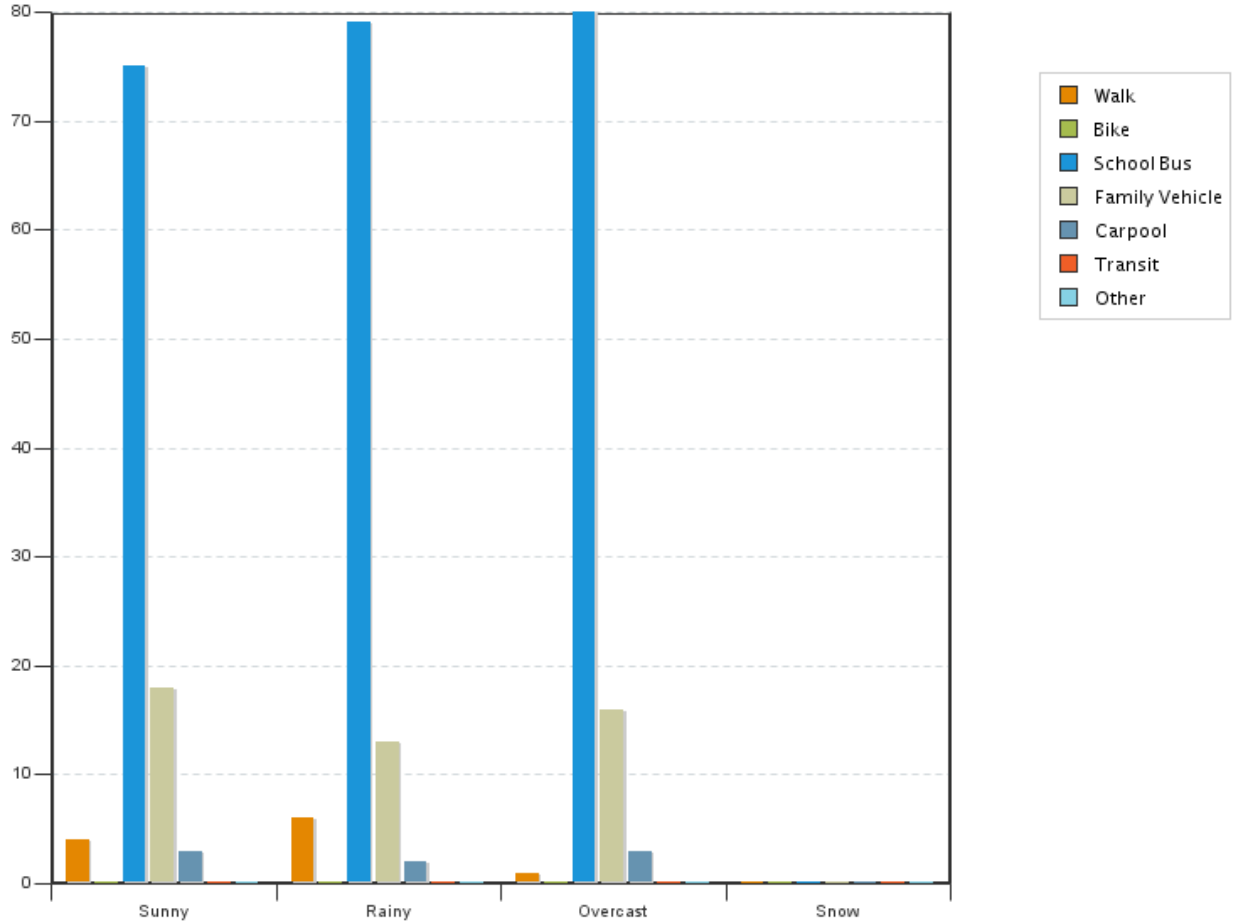


## Morning and Afternoon Travel Mode Comparison by Day

	Number of Trips	Walk	Bike	School Bus	Family Vehicle	Carpool	Transit	Other
Monday AM		0%	0%	0%	0%	0%	0%	0%
Monday PM		0%	0%	0%	0%	0%	0%	0%
Tuesday AM	20605	3%	0.2%	76%	19%	2%	0.1%	0.0%
Tuesday PM	20452	3%	0.2%	78%	14%	4%	0.2%	0.2%
Wednesday AM	20402	3%	0.2%	76%	20%	2%	0.1%	0.0%
Wednesday PM	20389	3%	0.4%	78%	15%	4%	0.2%	0.2%
Thursday AM	5202	2%	0.5%	75%	21%	2%	0%	0.0%
Thursday PM	5199	2%	0.5%	77%	17%	3%	0.1%	0%
Friday AM		0%	0%	0%	0%	0%	0%	0%
Friday PM		0%	0%	0%	0%	0%	0%	0%

Percentages may not total 100% due to rounding.

## Travel Mode by Weather Conditions



## Travel Mode by Weather Condition

Weather Condition	Number of Trips	Walk	Bike	School Bus	Family Vehicle	Carpool	Transit	Other
Sunny	58175	4%	0.4%	75%	18%	3%	0.1%	0.2%
Rainy	1303	6%	0%	79%	13%	2%	0%	0.1%
Overcast	32771	1%	0.0%	80%	16%	3%	0.1%	0.0%
Snow	0	0%	0%	0%	0%	0%	0%	0%

Percentages may not total 100% due to rounding.