

Statewide Transportation Improvement Program (STIP)

Fiscal Constraint Demonstration
For Federal Fiscal Years

2021 through 2024

Approved September 30, 2020

Prepared by the
Virginia Department of Transportation
in Cooperation with
Virginia Department of Rail and Public Transportation,
Federal Highway Administration—Virginia Division Office, and
Federal Transit Administration

Contents

Acronyms	4
1. Introduction	6
2. MPO/TIP	8
3. Financial Summary	8
4. VDOT 2021 Estimated Budget.....	9
5. System-Level Estimates for Operations and Maintenance	9
Highway Systems Operations and Maintenance.....	10
Transit Systems Operations and Maintenance	11
6. Public and Local Government Involvement	12
Six-Year Improvement Program Development.....	13
Secondary Six-Year Plan Development.....	15
FY 2021-2024 STIP Development.....	16
7. STIP Program Notes	17
8. COVID-19 Impacts	18
Highways.....	18
Transit.....	19
Appendix A: How to Read the STIP	22
Appendix B: STIP Project Grouping Definitions	24
Appendix C: MPO/PDC Contacts	27
Appendix D: Statements of Certifications	39
Appendix E: Conformity Determinations.....	62
Appendix F: Performance-Based Planning and Programming.....	81
Safety Performance Measures.....	83
Pavement and Bridge Performance Measures.....	88
Highway System Performance Measures.....	92
Congestion Mitigation and Air Quality (CMAQ) Program Performance Measures	95
Transit Asset Management.....	98
Appendix G: FHWA-Eastern Federal Lands Division Projects.....	101

Appendix H: District Project Listing	105
Bristol	106
Culpeper	121
Fredericksburg.....	132
Hampton Roads	157
Lynchburg	220
Northern Virginia	229
Richmond	267
Salem.....	317
Staunton.....	335
Statewide	350
Appendix I: DRPT Project Listing	358
Appendix J: Civil Rights Accomplishments.....	414
Appendix K: Public Meeting Notices/Website Postings	420

Acronyms

AADT	Annual Average Daily Traffic
AC	Advanced Construction
CLRP	Constrained Long Range Plan
CMAQ	Congestion Mitigation and Air Quality
CTB	Commonwealth Transportation Board
CVSP	Commercial Vehicle Safety Plan
DMV	Department of Motor Vehicles
DRPT	Department of Rail and Public Transportation
EPA	Environmental Protection Agency
FAMPO	Fredericksburg Area Metropolitan Planning Organization
FAST Act	Fixing America's Surface Transportation Act
FHWA	Federal Highway Administration
FMCSA	Federal Motor Carrier Safety Administration
FPMD	Federal Programs Management Division
FTA	Federal Transit Administration
FY	Fiscal Year
GALA	Governance and Legislative Affairs
HISP	Highway Safety Improvement Program
HMOF	Highway Maintenance and Operations Fund
HRTPO	Hampton Roads Transportation Planning Organization
HSO	Highway Safety Office
HSP	Highway Safety Plan
IIM	Instructional and Informational Memorandum
MAP-21	Moving Ahead for Progress in the 21 st Century Act
MERIT	Making Efficient and Responsible Investments in Transit
MOA	Memorandum of Agreement
MPA	Metropolitan Planning Area
MPO	Metropolitan Planning Organization
MTP	Metropolitan Transportation Plan
MWCOG	Metropolitan Washington Council of Governments
NAAQS	National Ambient Air Quality Standards
NBI	National Bridge Inventory
NHFP	National Highway Freight Program
NHFN	National Highway Freight Network
NHTSA	National Highway Traffic Safety Administration
NHPP	National Highway Performance Program
NHS	National Highway System
NVTA	Northern Virginia Transportation Authority
OIPI	Office of Intermodal Planning and Investment
PBPP	Performance-Based Planning and Programming
PDC	Planning District Commission
PL funds	Metropolitan Planning funds
RJACC	Regional Jurisdiction and Agency Coordinating Committee
RRTPO	Richmond Regional Transportation Planning Organization

RSTP	Regional Surface Transportation Program
SGR	State of Good Repair
SHSP	Strategic Highway Safety Plan
SIP	State Implementation Plan
SMART SCALE	System Management and Allocation of Resources for Transportation: Safety, Congestion, Accessibility, Land Use, Economic Development, and Environment
SME	Subject Matter Experts
SPR funds	State Planning and Research funds
SRTS	Safe Routes to School
SSYP	Secondary Six-Year Plan
STARS	Strategically Targeted and Affordable Roadway Solutions
STBG	Surface Transportation Block Grant
STIP	Statewide Transportation Improvement Program
SYFP	Six-Year Financial Plan
SYIP	Six-Year Improvement Program
TAM	Transportation Asset Management
TAMP	Transportation Asset Management Plan
TAP	Transportation Alternatives Program
TCAMPO	Tri-Cities Area Metropolitan Planning Organization
TIP	Transportation Improvement Program
TMPD	Transportation and Mobility Planning Division
TPB	Transportation Planning Board
VAPDC	Virginia Association of Planning District Commissions
VDOT	Virginia Department of Transportation
VFE	Virginia Freight Element
VSP	Virginia State Police

1. Introduction

The Statewide Transportation Improvement Program, or STIP, is Virginia’s federally required four-year transportation improvement program that identifies transportation projects (highway, passenger rail, freight, public transit, bicycle, and pedestrian) that will utilize federal transportation funding, are of regional significance, or otherwise require Federal approval from the Federal Highway Administration (FHWA) or the Federal Transit Administration (FTA). This document includes, by reference, the approved Transportation Improvement Programs (TIPs) for the Bristol, Central Virginia, Charlottesville/Albemarle, Danville, Fredericksburg, Harrisonburg/Rockingham, Hampton Roads, Kingsport, Virginia’s portion of the National Capital Region, New River Valley, Richmond Regional, Roanoke Valley, Staunton/Augusta/Waynesboro, Tri-Cities, and Winchester/Frederick Metropolitan Planning Organizations (MPO) metropolitan planning areas. Also included are all transportation projects located in rural areas that will utilize federal transportation funding, are of regional significance, or otherwise require FHWA or FTA approval. Lastly, projects funded under the Federal Lands Access Program are included in the STIP, along with projects to improve roadways in Virginia’s National Parks, National Forests, and Indian Reservation.

[23 CFR Part 450](#) requires each State to “develop a statewide transportation improvement program (STIP) for all areas of the State. The STIP shall cover a period of no less than 4 years and shall be updated at least every 4 years, or more frequently if the Governor of the State elects a more frequent update cycle.” In addition, the State is required to “carry out a continuing, cooperative, and comprehensive statewide transportation planning process that provides for consideration and implementation of projects, strategies, and services that will address” several factors, including, but not limited to, increased safety and security of the transportation system for motorized and non-motorized users, increased accessibility and mobility of people and freight, protection and enhancement of the environment, efficient system management and operation, emphasized preservation of the existing transportation system, and enhanced travel and tourism.

[23 CFR Part 450](#) also requires that the statewide transportation planning process “provide for the establishment and use of a performance-based approach to transportation decision making” in support of the national Federal-aid Highway Program performance goals. States must establish performance measures, in coordination with relevant MPOs, and consider these performance measures and targets when developing policies, programs, and investment priorities that are reflected in the long-range statewide transportation plan and the STIP. Information on Virginia’s performance-based approach to planning is incorporated throughout this document; Virginia’s performance measures, objectives, and targets are included in Appendix F: Performance-Based Planning and Programming.

Federal regulations require each State to certify that the transportation planning process is being carried out in accordance with all applicable laws and regulations. Sections of this report address many applicable requirements including, but not limited to, fiscal constraint, public participation, and performance measures. Additionally, several accomplishments associated with Title VI are highlighted in Appendix J: Civil Rights Accomplishments. The Commonwealth of Virginia certifies that the statewide transportation planning process is carried out in conformance with [23 CFR Part 450](#) and other applicable federal requirements. In the Fiscal Year (FY) 2021-2024 STIP submittal letter to FHWA and FTA, Virginia's Secretary of Transportation has certified Virginia's conformance with applicable laws and regulations.

Federal regulations also require MPOs to certify to FHWA and FTA that the transportation planning process is being carried out in accordance with all applicable laws and federal regulations. These MPO certifications are included in each individual TIP at the time the STIP is submitted to FHWA and FTA for approval. A copy of each certification is included in Appendix D: Statements of Certifications. A listing of the MPOs and Planning District Commissions (PDCs) in Virginia, along with their corresponding contact information, is included in Appendix C: MPO/PDC Contacts.

The Clean Air Act requires States to demonstrate that their transportation plans and programs conform to and meet the National Ambient Air Quality Standards (NAAQS) for those areas designated as non-attainment or maintenance for any applicable criteria pollutant. Currently in Virginia, there is one area that has been designated non-attainment or maintenance that is required to meet transportation conformity requirements. The Northern Virginia area, including Washington, D.C., and a portion of the state of Maryland that forms the National Capital Region, has been designated as an 8-hour ozone non-attainment area, and therefore must meet transportation conformity requirements. The National Capital Region Transportation Planning Board (TPB), the MPO responsible for transportation planning in the Washington, D.C. region, recently completed an air quality conformity analysis that demonstrated that the 2020 Amendment to the Visualize 2045 Constrained Long Range Plan (CLRP) and FY 2021-2024 TIP conforms to the applicable State Implementation Plans (SIPs). This conformity analysis was reviewed by the Environmental Protection Agency (EPA), FHWA, and FTA, and a subsequent conformity finding was issued by FHWA and FTA in May 2020 under the guidelines established by the EPA and the Transportation Conformity Rule at [40 CFR Part 51](#) and [40 CFR Part 93](#). The conformity finding is included in Appendix E: Conformity Determinations. All Northern Virginia projects that are a part of the FY 2021-2024 STIP were either already included in the list of projects covered by the May 2020 conformity finding or are exempt from the conformity requirements in accordance with federal regulations.

In addition, there are three former non-attainment/maintenance areas in Virginia that are currently in attainment with the NAAQS, although transportation conformity requirements were

recently reinstated for the 1997 8-hour ozone NAAQS due to the recent *South Coast II* court case. As a result, the Richmond/Tri-Cities, Fredericksburg, and Hampton Roads regions were all required to demonstrate that their FY 2021-2024 TIPs meet conformity requirements. The MPOs responsible for transportation planning in these areas are the Richmond Regional Transportation Planning Organization (RRTPO), Tri-Cities Area Metropolitan Planning Organization (TCAMPO), Fredericksburg Area Metropolitan Planning Organization (FAMPO), and the Hampton Roads Transportation Planning Organization (HRTPO), respectively. Each of these MPOs recently completed a regional conformity determination on their respective FY 2021-2024 TIPs that complies with the EPA's *South Coast II* conformity guidance, and these were reviewed by FHWA, FTA, and the EPA. A subsequent conformity finding was issued for RRTPO/TCAMPO, FAMPO, and HRTPO in July 2020. These findings are included in Appendix E: Conformity Determinations.

2. MPO/TIP

There are fifteen (15) MPOs in Virginia. An MPO is an organization designated to carry out the metropolitan transportation planning process in a Metropolitan Planning Area (MPA). An MPA is an urbanized area with a population of 50,000 or greater, as determined by the United States Census Bureau, which exists under agreement between the MPO and the Governor. The MPOs are responsible, in cooperation with the State, for the development of TIPs that establish the transportation project priorities for their respective areas. These projects are incorporated, along with rural area projects, projects of regional significance, and projects otherwise requiring FHWA or FTA approval to form the STIP.

Complete copies of the MPO TIP reports may be obtained by contacting the individual MPOs shown in Appendix C: MPO/PDC Contacts or by visiting their websites.

3. Financial Summary

Virginia's Six-Year Financial Plan (SYFP) and Six-Year Improvement Program (SYIP) serve as the "financial plan" for the STIP. Updates to the SYFP and SYIP take place annually, based on the most recent revenue estimates, and are approved by the Commonwealth Transportation Board (CTB). Annual updates to the SYIP also incorporate revisions/updates in priorities and project schedule and cost changes.

As a result of the COVID-19 pandemic, the Virginia Department of Transportation with the Secretary of Transportation chose not to move forward with an updated SYFP with the revenue estimates provided in December 2019. In addition, the General Assembly adopted Chapter 1289, Item 430 O.1 of the 2020 Acts of Assembly, which provided that the SYIP adopted June 19, 2019, and as amended shall remain in effect through June 30, 2021, or until a new SYIP

is adopted that is based on the official Commonwealth Transportation Fund revenue forecast reflecting the impacts of the COVID-19 pandemic. Therefore, the revenue estimates supporting the SYIP adopted by the CTB on June 19, 2019 remain in effect as the most recent revenue estimates.

[23 CFR Part 450](#) requires the STIP and TIP to be financially constrained by federal fiscal year and by funding category. To certify that this requirement has been met, Tables B and C at the end of this section, which identify projected versus planned obligations, have been developed using the FY 2020-2025 SYIP.

Projected obligation is derived as follows:

Federal revenues are based on apportionment tables prepared by FHWA and projected apportionment under the Fixing America's Surface Transportation (FAST) Act. The amounts in FY 2021 are based on the funding assumptions included in the Virginia Department of Transportation's (VDOT) FY 2020-2025 SYFP and corresponding annual budget. These amounts also include reconciling adjustments from previous years that were not previously budgeted. The expected federal funds have been reduced by a factor to represent obligation authority, a budgetary limit representing the total amount of federal funds that may be obligated each year.

Planned obligations are based on the funding anticipated to be obligated each federal fiscal year based on project estimates and schedules.

4. VDOT 2021 Estimated Budget

In FY 2021, VDOT estimates an allocation of \$3.1 billion to highway construction programs, a 16 percent increase from FY 2020. This increase is primarily due to the planned construction activity and associated regional revenue for the Hampton Roads Bridge-Tunnel Expansion Project and planned bond proceeds for Route 58.

5. System-Level Estimates for Operations and Maintenance

Federal planning regulations require the STIP to include system-level estimates of costs and revenues that are reasonably expected to be available to adequately operate and maintain Federal-aid highways and public transportation. Typically, activities related to the operations of Federal-aid highways include work related to signage, traffic flow/management, signalization, pavement markings, guardrail, lighting, traffic-calming devices, etc. Maintenance, in turn, encompasses activities that change the physical condition of core transportation assets and

extend their useful life, and is often referred to as preventive maintenance. In contrast, ordinary or routine maintenance, which is not eligible for federal participation, is activities that do not normally change the physical condition of an asset.

Highway Systems Operations and Maintenance

Development of the budget for operations and maintenance is driven, in part, by performance targets adopted by the CTB, which guide investment decisions:

Pavements:

- No less than 82% of interstate pavements rated fair or better;
- No less than 82% of primary and secondary pavements rated fair or better with an AADT $\geq 3,500$
- No less than 75% of primary pavements rated fair or better with a AADT $< 3,500$;
- No less than 60% of secondary pavements rated fair or better with an AADT $< 3,500$.

Bridges:

- The bridges and culverts maintain an average general condition rating of ≥ 5.6 .

VDOT uses an asset management methodology and generally accepted engineering principles and business practices to identify and prioritize operations and maintenance needs, identify performance standards to determine those needs, and provide funding to meet those needs. Each year, VDOT reports to the CTB on the status of progress made in achieving the performance standards. With this information, the CTB establishes goals and sets priorities for the upcoming fiscal year. A team consisting of district and central office program managers develops budget scenarios for achieving the CTB goals. These scenarios are reviewed by the district maintenance managers and regional operations directors, who provide feedback so that detailed budgets can be developed. The final operations and maintenance budget is then approved by the Chief of Maintenance and Operations, Commissioner, and finally by the CTB.

For the most part, highway operations and maintenance is accounted for in three groupings in the STIP: Preventative Maintenance and System Preservation, Preventative Maintenance for Bridges, and Traffic and Safety Operations. A description of the maintenance activities covered by these groupings is found in Appendix B: STIP Project Grouping Definitions. When the STIP is developed, specific maintenance activities have not yet been identified and a lump sum is set aside in each project grouping with a note that funding will be obligated as projects are identified.

Table 1 below provides an estimated distribution of funding to each area of the Maintenance and Operations Program based on the distribution of funding in the FY 2020 budget. The funding provided represents both federal and state funding.

Table 1: Estimated Distribution of Funding for Maintenance and Operations Program*

	(in millions)			
	<u>FY 2021</u>	<u>FY 2022</u>	<u>FY 2023</u>	<u>FY 2024</u>
Interstate Maintenance	\$361.3	\$365.4	\$373.6	\$381.6
Primary Maintenance	\$570.8	\$577.4	\$590.4	\$603.1
Secondary Maintenance	\$565.4	\$571.9	\$584.7	\$597.3
Transportation Operations Services	\$162.1	\$163.9	\$167.6	\$171.2

* Estimated distribution based on FY 2020 budget. Process related to the distribution of funding occurs annually.

Additionally, VDOT provides funding to localities that maintain their own roads. These funds, shown in Table 2, can be used to maintain federal-aid routes. The amount of funding provided grows at the same rate as the VDOT Maintenance Program.

Table 2: Anticipated Funding for Financial Assistance for Localities*

	(in millions)			
	<u>FY 2021</u>	<u>FY 2022</u>	<u>FY 2023</u>	<u>FY 2024</u>
Financial Assistance to Localities for Ground Transportation	\$483.5	\$494.4	\$505.5	\$516.5

* Estimated based on FY 2020-2025 Six-Year Financial Plan.

Transit Systems Operations and Maintenance

The Department of Rail and Public Transportation (DRPT) provides operating and capital funding to public transit providers throughout Virginia. DRPT’s transit funding program is referred to as “MERIT” – Making Efficient and Responsible Investments in Transit. Two of DRPT’s MERIT funding programs are for operating and capital.

The Operating Assistance program provides funding for operating expenses for many types of transit services, including fixed route, demand response, commuter bus, bus rapid transit, ferry, commuter rail and light rail services. Operating Assistance supports transit operations, maintenance, repairs, and administrative costs. The goal of the Operating Assistance program is to improve the quality and efficiency of public transportation services. State operating assistance is distributed among all eligible public transportation service providers utilizing a performance-based funding methodology. This methodology is based on several different service delivery factors, including sizing and performance metrics. The sizing factors represent an agency’s relative size to other agencies across the Commonwealth, whereas the performance factors represent an agency’s performance trend for a given metric relative to statewide trends for all agencies.

The Capital Assistance program supports public transportation capital projects necessary to maintain, improve, or expand public transportation services. The Capital Assistance program provides funding for transit assets such as vehicles, transit facilities, customer amenities, maintenance equipment, machinery, and heavy equipment. The goals of the Capital Assistance program are to maintain a state of good repair for public transportation capital assets and to improve or expand public transportation services in a fiscally responsible way that improves transit service for Virginians. The Capital Assistance program is guided by a prioritization process for capital needs that allows DRPT to allocate and assign limited resources into projects and investments identified as most critical. The prioritization process determines which projects achieve policy objectives of maintaining a state-of-good-repair of existing assets, and determines which projects receive funding for new investments.

Table 3 below provides estimated funding based on the budgets provided by transit providers. The funding provided represents both federal and state funding.

Table 3: Estimated Distribution of Funding for Transit Maintenance and Operations Program

	(in millions)			
	<u>FY 2021</u>	<u>FY 2022</u>	<u>FY 2023</u>	<u>FY 2024</u>
Transit Maintenance	\$30.0	\$25.1	\$25.1	\$17.4
Transit Operations Services	\$75.0	\$94.6	\$97.5	\$100.0

6. Public and Local Government Involvement

Virginia is committed to providing reasonable notice and opportunity for the public to review, comment, and participate in the transportation planning and programming of highways, rail, and public transportation projects consistent with [23 CFR 450](#), state laws, and policies. While VDOT and DRPT perform lead roles in Virginia for transportation planning and programming, state, regional, and local officials also play important roles in helping the State to understand and meet the transportation needs of the public.

In accordance with [23 CFR 450.210\(a\)](#), Virginia has a documented public involvement process for transportation planning and programming which provides opportunities for public review and comments at key decision points. The opportunity to review and comment on the STIP is just one of many opportunities for the public to participate in the transportation planning and programming process. Virginia’s public participation methods include, but are not limited to:

- Formal multimodal transportation meetings and/or hearings on CTB proposals to allocate funds to update the SYIP

- Informal fall multimodal transportation meetings to provide information on multimodal performance-based planning and programming initiatives
- Annual planning and programming meetings with MPOs and PDCs
- Transportation presentations and updates at various meetings and events
- General communication activities such as local government/community public forums
- Use of the internet to provide information to the public on transportation plans, projects, and the planning and programming process
- Informal communication activities such as email, phone calls, and meetings with VDOT and DRPT contact persons

Virginia's documented public involvement process is available on VDOT's website at the following link: [Public Participation in Virginia's Transportation Planning and Programming Process](#).

Also in accordance with [23 CFR 450.210\(b\)](#), VDOT and DRPT have developed procedures for consulting with non-metropolitan local officials in the transportation planning and programming process, including STIP development. These procedures are also available on VDOT's website at the following link: [2018 Rural Transportation Cooperation Process](#).

The public involvement process for the STIP and SYIP occur concurrently, with many public involvement opportunities for the SYIP serving as the public involvement opportunities for the STIP. In addition, when in a STIP development cycle, the Draft STIP is posted to VDOT's website for a minimum of 30 days for public review and comment. The 2021-2024 STIP was posted to VDOT's website on July 1, 2020. See Appendix K: Public Meeting Notices/Website Postings for additional details from the STIP website.

Details on development of the SYIP are described in the section below followed by a section on development of the FY 2021-2024 STIP.

Six-Year Improvement Program Development

Section [§ 2.2-229](#) of the *Code of Virginia* grants to the Office of Intermodal Planning and Investment (OIP) the responsibility to oversee and coordinate with VDOT and DRPT in the development of the SYIP for the CTB. This includes planning for financing of transportation needs, including operational, maintenance, and capital improvements for highways, railways, seaports, airports, and public transportation, and to allocate funds for these needs in the SYIP.

Section [§ 33.2-214](#) of the *Code of Virginia* further requires that the CTB adopt a SYIP by July 1 of each year; the SYIP is the mechanism by which funding is allocated for transportation needs. Virginia's SYIP is a current, fiscally responsible allocation plan which programs transportation funds from all sources for all projects for the next six years, and forms the foundation for the four-year STIP.

Each year, in updating the SYIP, the CTB must approve a capital improvement program that outlines planned spending for transportation projects for proposed construction development or study for the next six years. The SYIP includes projects on the interstate, primary, secondary, and urban highway systems, as well as transit and rail projects. The DRPT portion of the program includes six years of transit capital improvements, six years of rail improvements, and one year of transit operation and special projects.

The SYIP is updated each year as revenue estimates are updated, priorities revised, project schedules and costs updated, and study results reviewed and considered. Funds are allocated to projects based on guiding principles that include, but are not limited to:

- Fund deficits on current projects
- Maximize use of federal funds
- Fund project phases underway as well as project phases that start in the current federal fiscal year
- Allocate funds consistent with planned obligations and expenditures
- Redirect inactive balances on projects

Virginia actively practices a performance-based planning and programming process to ensure that projects selected for funding aid in achieving the long-term goals established in VTrans, Virginia's long-range multimodal policy plan, and short-term investment strategies, resulting in cost-effective investments that improve the performance of the surface transportation system.

Candidate projects are submitted to various funding programs for screening, scoring, and prioritization. Most notably is Virginia's [SMART SCALE program](#), a statewide prioritization process which began in 2015. The [SMART SCALE](#) prioritization process requires all candidate capital projects to meet a need identified in VTrans. Projects submitted through the [SMART SCALE](#) process must be screened, scored, and selected for funding by the CTB to be included in the SYIP.

Additional funding programs that are exempt from [SMART SCALE](#) include, but are not limited to: regional transportation funds specific to Northern Virginia and Hampton Roads, the Revenue Sharing Program, the Transportation Alternatives Program (TAP), the Highway Safety Improvement Program (HSIP), and the State of Good Repair (SGR) program. Regardless of the funding program, all transportation projects for proposed construction development or study for the next six years must be included in the SYIP.

Planning for the SYIP begins in the summer of years when [SMART SCALE](#) or other funding programs are accepting applications. Following application submission, fall multimodal transportation public meetings are held throughout the Commonwealth where public comment is sought on existing projects included in the current SYIP and on candidate projects submitted through the various funding programs. VDOT and DRPT provide copies of the STIP at the fall public meetings.

VDOT, DRPT, and the CTB also hold public meetings in the spring where public comment is sought on projects recommended for funding in the draft SYIP. Information collected from the fall meetings as well as the spring public meetings is used to inform funding decisions in the development of the draft SYIP. Fall 2019 meeting dates are noted in Table 4. Due to the declared public health emergency associated with COVID-19, the CTB did not hold public meetings in the spring of 2020 and adoption of a new SYIP was deferred until later in the year pending development of an official Commonwealth Transportation Fund forecast reflecting the impacts of the COVID-19 pandemic. Additional details such as meeting locations and times can be found in the public meeting notices, an example of which is included in Appendix K: Public Meeting Notices/Website Postings.

Table 4: Public Meeting Dates

Fall 2019
October 15, 2019
October 22, 2019
October 28, 2019
October 30, 2019
November 4, 2019
November 6, 2019
November 7, 2019
November 12, 2019
November 13, 2019

A draft SYIP is released for public review and comment prior to final adoption by the CTB. During the public review and comment period, available allocation totals and project selections are finalized for formal adoption by the CTB no later than July 1 of each year. VDOT and DRPT also provide copies of the STIP at the spring public meetings.

The FY 2020-2025 SYIP is the basis of the FY 2021-2024 STIP.

General information on the SYIP and its development is available at:

<http://www.virginiadot.org/projects/syp-default.asp>.

The SYIP database which contains the list of projects in the approved SYIP is available at:

<http://syip.virginiadot.org/Pages/allProjects.aspx>.

Secondary Six-Year Plan Development

In addition to annual development of the SYIP, a separate project listing, by county, is prepared for state secondary road improvement projects. Section [§ 33.2-331](#) of the *Code of Virginia* requires that each county’s governing body cooperate with VDOT to hold a public hearing for updating a Six-Year Plan for secondary roads and the secondary highways budget for the county for the upcoming fiscal year. A public hearing is required in any year in which a proposed new

funding allocation to an individual project and/or program in the Secondary Six-Year Plan (SSYP) or the Secondary Six-Year Plan budget is greater than \$100,000. Following the public hearing and consideration of comments, the governing body officially adopts a SSYP and approves a secondary highways budget for the county for the upcoming fiscal year. VDOT works closely with each county and attends a meeting of the Board of Supervisors as project recommendations are made. Projects vetted through the Secondary Six-Year Plan development may be submitted as candidate projects for funding through the SMART SCALE process or other available funding programs.

FY 2021-2024 STIP Development

The FY 2021-2024 STIP is based on the allocation plan included in the FY 2020-2025 SYIP. All federally funded transportation projects and all regionally significant projects are included. This includes multimodal projects (highway, passenger rail, freight, public transit, bicycle, and pedestrian) as well as projects on roadways in Virginia's National Parks, National Forests, and Indian Reservation. Appendix A: How to Read the STIP provides an explanation of how to read the STIP with a breakdown of the various sections/columns, what each means, and how it functions within the program.

VDOT assists the MPOs in development of their TIP documents by first providing the project listing and planned funding and obligations, and then working collaboratively with each MPO as they prepare their TIP document to ensure consistency between each organization and for incorporation into the STIP. In the development of the public transportation portion of the MPO's TIP document, the MPOs are responsible for collaborating with the transit providers in their MPO area to develop their project list and planned funding. Each MPO's TIP is subject to a public participation process and reasonable public comment period as well as approval and certification by their board. A copy of each certification has been included in Appendix D: Statements of Certifications. The STIP directly incorporates all projects included in each MPO's TIP with a breakout by VDOT construction district, consistent with the SYIP. STIP projects located in MPO areas are designated as such. Each MPO maintains their TIP document and may include more project information than is included in the STIP document. Access to each MPO's TIP is provided on <http://www.virginiadot.org/about/stip.asp> along with general information on the STIP.

Several other key elements involved in development of the STIP are listed below:

- For those MPOs that qualify for Regional Surface Transportation Program (RSTP) and/or Congestion Mitigation and Air Quality (CMAQ) funds, the SYIP and STIP include all projects selected in accordance with an MPO's prioritization process. The RSTP and CMAQ funds are allocated by the MPO for each year of the SYIP and planned obligations are identified for the required STIP years.

- The STIP includes projects in rural areas of Virginia with planned obligations in the STIP years.
- Other projects are included that have a total estimated cost, but no planned obligations in any of the years of the STIP. These projects fall under one of the following categories:
 - Projects remain in the TIP/STIP until they are closed out and a final bill (final voucher) has been submitted to FHWA/FTA
 - Federally eligible projects utilizing 100% advanced construction (AC) provision
 - Projects currently underway, and based on total estimated cost, no future obligations are required
 - Regionally significant projects funded with non-federal funds
- Federal regulation allows projects that are not considered to be of appropriate scale for individual identification to be grouped by function, work type, and/or geographic area. On July 15, 2019, FHWA, FTA, DRPT, and VDOT executed the [Commonwealth of Virginia Statewide Transportation Improvement Program \(STIP\) Procedures](#), which outlines procedures for developing and approving the STIP, processing program amendments and administrative modifications, and identification of categories for project groupings. The grouping of projects increases flexibility and reduces the number of STIP amendments needed throughout the year. Appendix B: STIP Project Grouping Definitions lists and provides a description of the categories under which projects may be grouped in the STIP; this list is also included as an appendix to the [Commonwealth of Virginia Statewide Transportation Improvement Program \(STIP\) Procedures](#). While all MPOs use the same project groupings shown in the STIP, they may not use them to the same extent. MPOs do this out of a desire to be responsive to the needs of their customers and constituents at the local level who want to see projects identified and listed individually with the specific funding identified. VDOT works with MPOs to identify the projects to be included or excluded from the project groupings. The listing of grouped projects, which is updated prior to submittal of obligation requests, is maintained by the VDOT Federal Programs Management Division (FPMD) and made available to FHWA for review and tracking purposes. The listing is also published quarterly to VDOT's public STIP website. Transit and rail projects in DRPT's portion of the STIP are not grouped.

7. STIP Program Notes

The FY 2021-2024 STIP is based on the CTB's approved FY 2020-2025 SYIP and the approved TIPs from the 15 MPOs in Virginia. Self-certifications are also submitted with the approval of the TIPs, and are included in this document in Appendix D: Statements of Certifications.

The projects in the first year of the STIP constitute the agreed-to list of projects for subsequent scheduling and implementation and no further action under [23 CFR 450.220](#) is required for the

implementing agency to proceed with these projects. However, it should be recognized that the STIP is a dynamic document, and therefore, the planned obligations in the STIP may ultimately differ from the actual obligations published in the Annual Obligation Report. The STIP may be amended or adjusted based on changes to status of projects, the available obligation authority, and the needs of the agencies (FHWA, FTA, VDOT, and DRPT), MPOs, and local governments. Often projects are delayed in the development stage, and if other projects must be accelerated to take their place, then a STIP administrative modification or amendment is necessary. Amendments or administrative modifications will utilize the agreed-to procedures outlined in the [Commonwealth of Virginia Statewide Transportation Improvement Program \(STIP\) Procedures](#). Once approved, such amendments and administrative modifications will be reflected in the [LIVE STIP Report](#) available on the VDOT public website.

Due to the timing of the development of the FY 2021-2024 STIP and its submission to FHWA and FTA for review, there may be projects amended to the FY 2018-2021 STIP that were not captured in the FY 2021-2024 STIP. Accordingly, as was practiced with the previous STIP, projects falling into this category will be “rolled over” into the FY 2021-2024 STIP after October 1, 2020. VDOT, MPOs, and FHWA worked collaboratively to develop and document the STIP rollover amendment process. Affected MPOs will be notified when the rollover amendment has been submitted to FHWA and FTA. Once a response is received that the rollover has been noted, the MPOs will be notified so that their respective TIPs can be updated accordingly.

Lastly, Performance-Based Planning and Programming (PBPP) was initiated with the Moving Ahead for Progress in the 21st Century (MAP-21) Act and continues under the FAST Act. Virginia is actively implementing the new requirements and has established performance targets to measure progress on achievement of long-range goals and improved performance of the surface transportation system. Additional information on the subject is found in Appendix F: Performance-Based Planning and Programming.

8. COVID-19 Impacts

Highways

While the FY 2021-2024 STIP was developed in coordination with VDOT, DRPT, local transit partners and MPOs, highway projects identified in the STIP were programmed prior to the COVID-19 pandemic based on the approved state FY 2020-2025 SYIP. Any changes to projects demonstrated in the highway portion of the STIP requiring action will be addressed as they become known through amendments and administrative modifications as appropriate and required.

Transit

While the FY 2021-2024 STIP was developed in coordination with VDOT, DRPT, local transit partners and MPOs, the public transit projects identified in the STIP were programmed prior to the COVID-19 pandemic and do not necessarily reflect current or anticipated transit funding levels. DRPT is utilizing 5307 and 5311 CARES Act funding to support transit partners with their operating and capital needs in response to the COVID-19 pandemic.

Additionally, FTA issued a Notice of Concurrence with declarations of emergency issued by Governors that relate to COVID-19. Thus, FTA will permit Urbanized Area Formula Program (5307) and Formula Grants for Rural Areas Program (5311) funding to be used for COVID-19-related public transit capital or operating expenses at a 100-percent federal share. This provision provides public transit agencies with greater flexibility in using their 5307 and 5311 formula funds.

Accordingly, it should be acknowledged that the special circumstances and related federal provisions associated with COVID-19 limit the accuracy of the transit projects programmed in the FY 2021-2024 STIP. As more information becomes available regarding the availability of funding for transit projects, the appropriate amendments and administrative modifications will be made to the FY 2021-2024 STIP.

TABLE B

**FEDERAL FUNDING CATEGORIES STATEWIDE
FISCAL CONSTRAINT OF THE STIP
Transit Projects (in \$1,000)**

Fund Source	Previous Funding		FFY2021		FFY2022		FFY2023		FFY2024	
	Projected Obligations	Planned Obligations	Projected Obligations	Planned Obligations	Projected Obligations	Planned Obligations	Projected Obligations	Planned Obligations	Projected Obligations	Planned Obligations
FTA Section 5307	10,549	10,549	52,842	52,842	60,297	60,297	45,358	45,358	36,330	36,330
FTA Section 5310	373	373	5,806	5,806	4,709	4,709	4,727	4,727	4,438	4,438
FTA Section 5311 & RTAP	4,264	4,264	11,264	11,264	21,938	21,938	21,573	21,573	31,840	31,840
FTA Section 5329	258	258	262	262	267	267	270	270	272	272
FTA Section 5337	-	-	2,287	2,287	3,404	3,404	2,373	2,373	2,862	2,862
FTA Section 5339	3,916	3,916	11,372	11,372	5,712	5,712	13,376	13,376	3,667	3,667
Flexible STP	7,903	7,903	19,960	19,960	42,455	42,455	25,291	25,291	12,262	12,262
FTA ADTAP	-	-	1,283	1,283	1,424	1,424	1,424	1,424	1,424	1,424
Other Federal	190	190	180	180	180	180	180	180	180	180
Non-Federal*	65,060	65,060	126,701	126,701	151,128	151,128	104,288	104,288	86,991	86,991
Revenues**	5,749	5,749	13,082	13,082	11,178	11,178	11,239	11,239	11,177	11,177
CMAQ	12,355	12,355	12,998	12,998	11,536	11,536	10,009	10,009	5,691	5,691
RSTP	8,198	8,198	10,994	10,994	11,762	11,762	4,251	4,251	8,066	8,066
TRANSIT TOTAL	118,815	118,815	269,031	269,031	325,990	325,990	244,359	244,359	205,200	205,200

* State and Local match shown as Non-Federal

** Revenues include farebox and other operating funds

**TABLE C
FEDERAL FUNDING CATEGORIES STATEWIDE
FISCAL CONSTRAINT OF YEAR**

Highway Projects
Unmatched for FFY 2021 - 2024

Fund Source	FFY 2021		FFY 2022		FFY 2023		FFY 2024		TOTAL	
	Projected Obligation Authority	Planned Obligations	Projected Obligation Authority	Planned Obligations	Projected Obligation Authority	Planned Obligations	Projected Obligation Authority	Planned Obligations	Projected Obligation Authority	Planned Obligations
Formula OA										
BR	\$18,886,174	\$9,459,286	\$18,886,174	\$11,694,939	\$18,886,174	\$9,078,702	\$18,886,174	\$5,378,328	\$75,544,696	\$35,611,255
CMAQ (1)	\$55,968,527	\$55,619,421	\$56,919,992	\$31,671,524	\$57,887,632	\$21,275,299	\$58,871,722	\$30,508,725	\$229,647,873	\$139,074,969
HSIP	\$61,041,130	\$41,462,940	\$62,078,829	\$51,287,574	\$63,134,169	\$36,613,395	\$64,207,450	\$19,892,370	\$250,461,578	\$149,256,279
NHFP	\$37,317,857	\$19,075,939	\$37,952,261	\$15,270,164	\$38,597,449	\$19,026,169	\$39,253,606	\$11,097,576	\$153,121,173	\$64,469,848
NHS/NHPP	\$401,394,479	\$277,329,652	\$374,889,486	\$280,274,926	\$397,123,902	\$326,398,399	\$397,545,831	\$292,070,730	\$1,570,953,698	\$1,176,073,707
NSFH (4)	\$0	(\$6,800,000)	\$0	\$0	\$0	\$0	\$0	\$0	\$0	(\$6,800,000)
RSTP (1)	\$92,460,517	\$108,140,373	\$94,226,590	\$96,246,848	\$96,022,686	\$70,000,066	\$97,849,316	\$54,175,288	\$380,559,109	\$328,562,575
STP/STBG	\$359,815,292	\$294,364,897	\$399,387,673	\$278,400,764	\$390,442,789	\$340,254,224	\$403,536,314	\$325,415,799	\$1,553,182,068	\$1,238,435,684
TAP (2)	\$20,428,962	\$17,586,682	\$20,776,254	\$11,893,173	\$21,129,450	\$1,168,987	\$21,488,651	\$2,046,094	\$83,823,317	\$32,694,936
Subtotal -- Formula OA	\$1,047,312,938	\$816,239,190	\$1,065,117,259	\$776,739,912	\$1,083,224,251	\$823,815,241	\$1,101,639,064	\$740,584,910	\$4,297,293,512	\$3,157,379,253
Special OA										
APD (3)	\$961,958	\$961,958	\$0	\$0	\$210,736	\$210,736	\$0	\$0	\$1,172,694	\$1,172,694
DEMO (3)	\$3,296,915	\$3,296,915	\$5,299,354	\$5,299,354	\$0	\$0	\$0	\$0	\$8,596,269	\$8,596,269
HIP (3)	\$13,415,553	\$13,415,553	\$2	\$2	\$3,450,294	\$3,450,294	\$0	\$0	\$16,865,849	\$16,865,849
NHPP/E	\$15,925,024	\$2,608,052	\$16,195,749	\$80,631	\$16,471,077	\$7,236,798	\$16,751,085	\$5,882,275	\$65,342,935	\$15,807,756
PUBLIC LANDS	\$1,800,000	\$0	\$1,800,000	\$0	\$1,800,000	\$0	\$1,800,000	\$0	\$7,200,000	\$0
SAFETEA-LU EARMARKS (3)	\$791,693	\$791,693	\$0	\$0	\$0	\$0	\$0	\$0	\$791,693	\$791,693
Subtotal -- Special OA	\$36,191,143	\$21,074,171	\$23,295,105	\$5,379,987	\$21,932,107	\$10,897,828	\$18,551,085	\$5,882,275	\$99,969,440	\$43,234,261
Highway Total	\$1,083,504,081	\$837,313,361	\$1,088,412,364	\$782,119,899	\$1,105,156,358	\$834,713,069	\$1,120,190,149	\$746,467,185	\$4,397,262,952	\$3,200,613,514

- (1) CMAQ and RSTP planned obligations include both DRPT and VDOT
- (2) Includes Flexible and Urbanized Areas TAP
- (3) Projected obligation authority includes obligation authority from previous years
- (4) Also known as INFRA Grants Program, formerly FASTLANE Grant Program

APPENDIX A

How to Read the STIP

GLOSSARY OF TERMS	
MPO	Metropolitan planning area where a project resides; NonMPO indicates a project is outside of a MPO area; Multiple MPO indicates a project crosses MPO boundaries
UPC NO	Universal Project Code – a unique number assigned to each project
SCOPE SYSTEM	Brief narrative of type of work Road system or mode of transportation (e.g. Interstate, DRPT)
JURISDICTION OVERSIGHT	County or city where project is located Indicates a Project of Division Interest (PoDI) where FHWA will conduct stewardship and oversight activities; FO indicates FHWA stewardship and oversight activities apply; NFO indicates FHWA stewardship and oversight activities do not apply
PROJECT ADMIN BY	Project name Indicates party responsible for administering project (e.g. VDOT, DRPT, Locally)
DESCRIPTION	Brief project narrative, sometimes including termini
TOTAL COST	Total estimated cost of all project phases

FUND SOURCE	
AC	Advance Construction
AC CONVERSION	AC Converted
BR	Bridge Replacement and Rehabilitation
CMAQ	Congestion Mitigation and Air Quality Improvement Program
DEMO	Federal Demonstration and Special Interest
HSIP	Highway Safety Improvement Program
NHS/NHPP	National Highway System/National Highway Performance Program
NSFH	Nationally Significant Freight and Highway Projects
NHFP	National Highway Freight Program
OTHER	Non-Federal
RSTP	Regional Surface Transportation Program
SAFETEA-LU	SAFETEA-LU Earmark Funds
STP/STBG	Surface Transportation Program/Surface Transportation Block Grant Program
TAP/F	Transportation Alternative Program Flexible
TAP/RTAP	Transportation Alternative Program Urbanized Areas

The **Project** section of the STIP Report provides the project description and the amount and source of planned obligations by phase for each project that cannot be grouped for environmental reasons or by request of an MPO.

MPO	Fredericksburg					
UPC NO	110914	SCOPE	Reconstruction w/ Added Capacity			
SYSTEM	Primary	JURISDICTION	Spotsylvania County		OVERSIGHT	NFO
PROJECT	#SMART18 - I-95 EXIT 126, RTE 1 SB ONTO SOUTHPPOINT PKWY				ADMIN BY	VDOT
DESCRIPTION	FROM: 0.053 Mi. SOUTH OF INT. RTE 1 & RTE 711 TO: 0.092 Mi. NORTH OF INT. RTE 1 & I-95 EXIT 126 RAMP C (0.4760 MI)					
ROUTE/STREET	ROUTE 1 (0001)				TOTAL COST	\$15,291,960
	FUND SOURCE	MATCH	FY21	FY22	FY23	FY24
PE	Federal - NHS/NHPP		\$0	\$265,839	\$0	\$0
RW	Federal - AC CONVERSION		\$0	\$199,838	\$0	\$0
CN	Federal - AC CONVERSION		\$0	\$0	\$0	\$2,480,269
	Federal - NHS/NHPP		\$0	\$0	\$7,675,403	\$0
CN TOTAL			\$0	\$0	\$7,675,403	\$2,480,269
CN AC	Federal - AC		\$0	\$0	\$2,480,269	\$0
	Federal - AC OTHER		\$0	\$0	\$2,873,427	\$0
CN AC			\$0	\$0	\$5,353,696	\$0

Project phase: Preliminary Engineering (PE), Right-of-way (RW), Construction (CN)

Sum of all advanced construction (AC) fund sources for the phase.

Sum of all fund sources for the phase.

The **Project Grouping** section of the STIP Report lists NonMPO groupings by district followed by MPO groupings for the MPOs that fall under a district. For each grouping, the report provides the total cost and the amount and source of planned obligation by phase.

MATCH is the required state and other matching funds that correspond to planned federal obligations.

MPO	NonMPO					
GROUPING	Construction : Safety/ITS/Operational Improvements					
ROUTE/STREET					TOTAL COST	\$58,233,036
	FUND SOURCE	MATCH	FY21	FY22	FY23	FY24
PE	Federal - NHS/NHPP	(\$32,638)	(\$130,552)	\$0	\$0	\$0
RW	Federal - NHS/NHPP	\$37,500	\$150,000	\$0	\$0	\$0
RW AC	Federal - AC	\$37,500	\$150,000	\$0	\$0	\$0
CN	Federal - NHS/NHPP	\$566,641	\$2,266,565	\$0	\$0	\$0
CN AC	Federal - AC	\$810,754	\$531,321	\$1,300,000	\$237,693	\$1,174,000

See Appendix B for a complete list of groupings with definitions.

PLANNED OBLIGATIONS are listed by fund source for each phase.

APPENDIX B

STIP Project Grouping Definitions

Appendix B: STIP Project Grouping Definitions

STIP Construction Groupings	
Grouping Name/Project Work Types	Grouping Work Type Description
Transportation Alternatives/Byway/Other Non-Traditional Transportation Projects (CN)	Projects with scopes of work eligible for funding under the former Transportation Enhancement and Transportation Alternatives Programs, and the Transportation Alternatives (TA) Set-Aside of the Surface Transportation Block Grant Program, regardless of funding source. Examples include: construction of interpretive pull-offs and overlooks; rehabilitation/restoration/reconstruction of historic buildings; tourist and welcome centers; transportation museums; pedestrian/bicycle facilities; parking facilities; wildflower plantings.
Rail (CN)	Projects for rail/highway grade crossing improvements, regardless of funding source. Examples include: improvements to warning devices, crossing surfaces, and construction of grade separation to replace existing at-grade railroad crossings at the same location.
Safety/ITS/Operational Improvements (CN)	Safety improvement projects such as: those qualifying for HES/HSIP funding, shoulder improvements, increasing sight distance, traffic control devices, guardrails, median barriers, pavement resurfacing/rehabilitation, pavement markings, fencing, lighting improvements, intersection channelization/signalization/reconfiguration projects, traffic calming projects, improvements to crossovers or clear zones, addition/extension of turn lanes, extension of acceleration/deceleration lanes, drainage improvements, etc. Grouping would also include reconstruction or minor widening on or adjacent to same alignment (no increase in capacity), improvements to and modernization of rest areas, toll facilities, and weigh stations; ITS activities; or traffic operations improvement projects.
Bridge Rehabilitation/ Replacement/Reconstruction (CN)	Bridge construction projects such as: bridge or drainage structure rehabilitation, reconstruction or replacement when said work is on or adjacent to the same alignment.
Federal Lands Highway (CN)	Projects funded and/or administered by the FHWA Eastern Federal Lands Highway Division.
Recreational Trails (CN)	Projects funded and advanced as part of the recreational trails program through the Department of Conservation and Recreation.

STIP Maintenance Groupings	
Preventive Maintenance and System Preservation (MN)	<p>Projects with the following examples of eligible work: area wide programs for cleaning drainage facilities, corrosion protection activities, highway sign face cleaning, and retrofitting of dowel bars.</p> <p>Pavement preservation projects that are of a preventative nature. Pavement preservation activities that extend pavement life between 2 and 10 years and typically involve the surface layer of the pavement structure. Also includes pavement resurfacing, restoration, and rehabilitation (3R) activities that are limited to the bound layers of the pavement and typically extend pavement life between 12 and 20 years.</p> <p>Examples of eligible pavement preservation activities are included in the March 2015 Federal-Aid Maintenance Agreement between VDOT and FHWA (PM/3R Agreement).</p>
Preventive Maintenance for Bridges (MN)	<p>Projects including the eligible bridge activities outlined in the March 2015 PM/3R Agreement (i.e. seal/replace/reconstruction of joints, deck overlays, painting, cathodic protection, retrofit of fracture critical members and fatigue prone details, and some concrete repairs). Also included are bridge safety inspections.</p>
Traffic and Safety Operations (MN)	<p>Projects which include signs, traffic signals, pavement markings and markers, guardrail, replacement/preventive maintenance of roadway lighting, maintenance/replacement/upgrade of traffic calming devices, etc.</p>

STIP Transit Groupings	
Transit System Preservation	<p>Operating assistance to transit agencies and the purchase of office, shop, and operating equipment for existing facilities. Includes preventative maintenance and non-fixed route ADA paratransit service.</p>
Transit Rail ROW Improvements	<p>Construction or renovation of power, signal, and communications systems, the rehabilitation of track structures, track, and trackbed in existing rights-of-way, and railroad/highway crossing projects.</p>
Transit Vehicles	<p>Purchase/lease of new buses and rail cars to replace existing vehicles or for minor expansions of the fleet; rehabilitation of transit vehicles; and the purchase of support vehicles. Also includes the purchase of operating equipment for vehicles (e.g. radios, fareboxes, lifts, etc.).</p>

APPENDIX C

MPO/PDC Contacts

Appendix C: MPO/PDC Contacts

	Metropolitan Planning Organization	Contact Information
1.	Bristol Metropolitan Planning Organization	<p>Address/Phone: P.O. Box 1189 Bristol, TN 37621-1189 (423) 989-5519</p> <p>Contacts: Bill Sorah, Chairman</p> <p>Rex Montgomery, Transportation Planning Manager Coordinator Email: rmontgomery@bristoltn.org</p> <p>David Metzger, Transportation Planner dmetzger@bristolTN.org</p>
2.	Charlottesville/Albemarle Metropolitan Planning Organization	<p>Address/Phone: Thomas Jefferson Planning District Commission P.O. Box 1505 401 East Water Street Charlottesville, VA 22902-1505 (434) 979-7310</p> <p>Contacts: Ann Mallek, Chair</p> <p>Charles P. Boyles, II, Executive Director Email: Cboyles@tjpd.org</p> <p>Billie Campbell, Transportation Planner Email: BCampbell@tjpd.org</p>
3.	Central Virginia Metropolitan Planning Organization	<p>Address/Phone: Central Virginia Planning District Commission 828 Main Street, 12th Floor Lynchburg, VA 24504 (434) 845-3491</p> <p>Contacts: Turner Perrow, Chairman</p> <p>Gary Christie, Executive Director Email: gchristie@cvpdc.org</p> <p>Scott Smith, Transportation Planning Director Email: scott.smith@cvpdc.org</p>

	Metropolitan Planning Organization	Contact Information
4.	Danville Metropolitan Planning Organization	<p>Address/Phone: West Piedmont Planning District Commission P.O. Box 5268 Martinsville, VA 24115-5268 (276) 638-3987</p> <p>Contacts: Ronald S. Scarce, Chairman</p> <p>David Hoback, Executive Director Email: DHoback@wppdc.org</p> <p>Joseph Bonanno, Transportation Planner Email: jbbonanno@wppdc.org</p> <p>Leah Manning, Deputy Director Email: lmanning@wppdc.org</p>
5.	Fredericksburg Area Metropolitan Planning Organization	<p>Address/Phone: 406 Princess Anne Street Fredericksburg, VA 22404 (540) 373-2890</p> <p>Contacts: Matthew J. Kelly, Chairman</p> <p>Linda Struyk Millsaps, Administrator Email: millsaps@gwregion.org</p>
6.	Hampton Roads Transportation Planning Organization	<p>Address/Phone: Hampton Roads Planning District Commission The Regional Building 723 Woodlake Drive Chesapeake, VA 23320 (757) 420-8300</p> <p>Contacts: Robert Crum, Executive Director/Secretary Email: rcrum@hrpdcva.gov</p> <p>Mike Kimbrel, HRTPO Deputy Executive Director Email: mkimbrel@hrtpo.org</p>
7.	Harrisonburg/Rockingham Metropolitan Planning Organization	<p>Address/Phone: Central Shenandoah PDC 112 MacTanly Place Staunton, VA 24401 (540) 885-5174</p> <p>Contacts: Dennis Driver, Chairman</p> <p>Bonnie Riedesel, Executive Director Email: bonnie@cspdc.org</p> <p>Ann Cundy, Transportation Director Email: ann@cspdc.org</p>

	Metropolitan Planning Organization	Contact Information
8.	Kingsport Metropolitan Transportation Planning Organization	<p>Address/Phone: 225 West Center Street Kingsport, TN 37660 (423) 224-2670</p> <p>Contacts: Jeff Fleming, Chairman</p> <p>Bill Albright, TP Coordinator Email: BillAlbright@KingsportTN.gov</p> <p>Lesley Phillips, Transportation Planner Email: LesleyPhillips@KingsportTN.gov</p>
9.	National Capital Region Transportation Planning Board	<p>Address/Phone: Metropolitan Washington Council of Governments 777 North Capitol Street, Suite 300 Washington, DC 2002-4201 (202) 962-3310</p> <p>Contacts: Phil Mendelson, Chairman</p> <p>Chuck Bean, Executive Director Email: cbean@mwkog.org</p> <p>Kanathur Srikanth, Director of Transportation Planning Email: ksrikanth@mwkog.org</p>
10.	New River Valley Metropolitan Planning Organization	<p>Address/Phone: County Government Center 755 Roanoke Street, Suite 21 Christiansburg, VA 24073 (540) 394-2120 Ext. 4159</p> <p>Contacts: Craig Meadows, Chairman</p> <p>Dan Brugh, MPO Manager Email: brughjd@montgomerycountyva.gov</p>
11.	Richmond Regional Transportation Planning Organization	<p>Address/Phone: Richmond Regional Planning District Commission 9211 Forest Hill Avenue, Suite 200 Richmond, VA 23235 (804) 323-2033</p> <p>Contacts: John H. Hodges, Chairman</p> <p>Martha Shickle, Executive Director Email: mshickle@richmondregional.org</p> <p>Chet Parsons, Director of Transportation Planning Email: cparsons@richmondregion.org</p>

	Metropolitan Planning Organization	Contact Information
12.	Roanoke Valley Area Transportation Planning Organization	<p>Address/Phone: Roanoke Valley-Alleghany Regional Commission P.O. Box 2569 Roanoke, VA 24010 (540) 343-4417</p> <p>Contacts: Janet Scheid, Chair</p> <p>Wayne G. Strickland, Executive Director Email: wstrickland@rvarc.org</p> <p>Cristina D. Finch, Director of Transportation Email: cfinch@rvarc.org</p> <p>Bryan W. Hill, Regional Planner Email: bhill@rvarc.org</p>
13.	Staunton/Augusta/Waynesboro Metropolitan Planning Organization	<p>Address/Phone: Central Shenandoah PDC 112 Mac Tanly Place Staunton, VA 24401 (540) 885-5174</p> <p>Contacts: James Harrington, Chairman Email: harringtonjj@ci.staunton.va.us</p> <p>Bonnie Riedesel, Executive Director Email: bonnie@cspdc.org</p> <p>Ann Cundy, Transportation Director Email: ann@cspdc.org</p>
14.	Tri-Cities Area Metropolitan Planning Organization	<p>Address/Phone: Crater Planning District Commission P.O. Box 1808 Petersburg, VA 23805 (804) 861-1666</p> <p>Contacts: T.J. Webb, Chairman</p> <p>Ron Svejkovsky, Director of Transportation Email: rsvejkovsky@craterpdc.org</p> <p>Dennis K. Morris, Executive Director Email: dmorris@craterpdc.org</p>

	Metropolitan Planning Organization	Contact Information
15.	Winchester/Frederick County Metropolitan Planning Organization	<p>Address/Phone: 400 E. Kendrick Lane Front Royal, VA 22630 (540) 636-8800</p> <p>Contacts: Charles S. DeHaven, Jr., Chairman</p> <p>Brandon Davis, Executive Director Email: bdavis@nsvregion.org</p> <p>John Madera, Director Transportation Planning Email: jmadera@nsvregion.org</p>

District	Planning District Commission	Contact Information
1	LENOWISCO PDC	<p>Address/Phone: 372 Technology Trail Lane, Suite 101 Duffield, VA 24244-5330 (276) 431-2206</p> <p>Contacts: Duane A. Miller, Executive Director Email: dmiller@lenowisco.org</p> <p>B. Robert Raines, Chairman</p> <p>Jimmy Adkins, Planner Email: jadkins@lenowisco.org</p>
2	Cumberland Plateau PDC	<p>Address/Phone: P.O. Box 548 Lebanon, VA 24266 (276) 889-1778</p> <p>Contacts: James Baldwin, Executive Director Email: jimbaldwin@bvunet.net</p> <p>Danny Brown, Chairman</p> <p>Angie Beavers, Planner Email: angiebeavers@bvunet.net</p>
3	Mount Rogers PDC	<p>Address/Phone: 1021 Terrace Drive Marion, VA 24354 (276) 783-5103</p> <p>Contacts: Aaron Sizemore, Executive Director Email: ASizemore@mrpdc.org</p> <p>Samuel Burkett, Chairman</p> <p>Rocky Warren, Planner Email: rwarren@mrpdc.org</p>
4	New River Valley Regional Commission	<p>Address/Phone: P. O. Box 21 6580 Valley Center Drive, Suite 124 Radford, VA 24141 (540) 639-9313</p> <p>Contacts: Kevin Byrd, Executive Director Email: kbyrd@nrvc.org</p> <p>Brad Stipes, Chairman</p> <p>Elijah Sharp, Planner Email: esharp@nrvc.org</p>

District	Planning District Commission	Contact Information
5	Roanoke Valley/Alleghany Regional Commission	<p>Address/Phone: P.O. Box 2569 Roanoke, VA 24010 (540) 343-4417</p> <p>Contacts: Wayne Strickland, Executive Director Email: wstrickland@rvarc.org</p> <p>Temple Kessinger, Jr., Chairman</p> <p>Rachel Ruhlen, Planner Email: rruhlen@rvarc.org</p>
6	Central Shenandoah Planning District Commission	<p>Address/Phone: 112 MacTanly Place Staunton, VA 24401-2373 (540) 885-5174</p> <p>Contacts: Bonnie Riedesel, Executive Director Email: Bonnie@cspdc.org</p> <p>Carolyn Dull, Chairman</p> <p>Ann Cundy, Planner Email: ann@cspdc.org</p>
7	Northern Shenandoah Valley Regional Commission	<p>Address/Phone: 400 E. Kendrick Lane Front Royal, VA 22630 (540) 636-8800</p> <p>Contacts: Brandon Davis, Executive Director Email: BDavis@nsvregion.org</p> <p>Dennis Morris, Chairman</p> <p>John Madera, Planner Email: jmadera@nsvregion.org</p>
8	Northern Virginia Regional Commission	<p>Address/Phone: 3060 Williams Dr., Suite 510 Fairfax, VA 22031 (703) 642-0700</p> <p>Contacts: Robert W. Lazaro, Executive Director Email: rlazaro@novaregion.org</p> <p>Kristen Umstatt, Chairman</p>

District	Planning District Commission	Contact Information
9	Rappahannock-Rapidan Regional Commission	<p>Address/Phone: 420 Southridge Parkway, Suite 106 Culpeper, VA 22701 (540) 829-7450</p> <p>Contacts: Patrick Mauney, Executive Director Email: PMauney@rrregion.org</p> <p>Sue Hansohn, Chairman</p> <p>Michelle Edwards, Planner Email: medwards@rrregion.org</p>
10	Thomas Jefferson Planning District Commission	<p>Address/Phone: P.O. Box 1501 Charlottesville, VA 22902 (434) 979-7310 Ext. 230</p> <p>Contacts: Charles P. Boyles, II, Executive Director Email: cboyles@tjpd.org</p> <p>Joe Chesser, Chairman</p>
11	Central Virginia Planning District Commission	<p>Address/Phone: 828 Main Street, 12th Floor Lynchburg, VA 24504 (434) 845-3491</p> <p>Contacts: Gary Christie, Executive Director Email: gchristie@cvpdc.org</p> <p>Paul Harvey, Chairman</p> <p>Scott Smith, Deputy Director Email: scott.smith@cvpdc.org</p>
12	West Piedmont Planning District Commission	<p>Address/Phone: P.O. Box 5268 1100 Madison Street Martinsville, VA 24115-5268 (276) 638-3987</p> <p>Contacts: David Hoback, Executive Director Email: dhoback@wppdc.org</p> <p>Albert K. (Buddy) Rawley, Jr, Chairman</p> <p>Joseph Bonanno, Planner Email: jbonanno@wppdc.org</p>

District	Planning District Commission	Contact Information
13	Southside Planning District Commission	<p>Address/Phone: P.O. Box 150 200 South Mecklenburg Avenue South Hill, VA 23970 (434) 447-7101 Ext. 0</p> <p>Contacts: Deborah B. Gosney, Executive Director Email: dgosney@southsidepdc.org</p> <p>Bernard L. Jones, Sr., Chairman</p> <p>Chad Neese, Planner Email: cneese@southsidepdc.org</p>
14	Commonwealth Regional Council	<p>Address/Phone: P.O. Box P One Mill Street, Suite 202 Farmville, VA 23901 (434) 392-6104</p> <p>Contacts: Melody Foster, Executive Director Email: mfoster@virginiashheartland.org</p> <p>Samuel L. Ranson, Chairman</p>
15	Richmond Regional Planning District Commission	<p>Address/Phone: 9211 Forest Hill Avenue, Suite 200 Richmond, VA 23235 (804) 323-2033</p> <p>Contacts: Martha Shickle, Executive Director Email: mshickle@planva.org</p> <p>David Williams, Chairman</p> <p>Chet Parsons, Planner Email: cparsons@planva.org</p>
16	George Washington Regional Commission	<p>Address/Phone: 406 Princess Anne Street Fredericksburg, VA 22404 (540) 373-2890</p> <p>Contacts: Linda Struyk Millsaps, Executive Director Email: millsaps@gwregion.org</p> <p>Jim Howard, Chairman</p>

District	Planning District Commission	Contact Information
17	Northern Neck Planning District Commission	<p>Address/Phone: P.O. Box 1600 Warsaw, VA 22572 (804) 333-1900</p> <p>Contacts: Jerry W. Davis, Executive Director Email: jdavis@nnpdc17.state.va.us</p> <p>Daryl E. Fisher, Chairman</p>
18	Middle Peninsula Planning District Commission	<p>Address/Phone: P.O. Box 286 Saluda, VA 23149 (804) 758-2311</p> <p>Contacts: Lewis Lawrence, Executive Director Email: llawrence@mppdc.com</p> <p>Edwin E. "Bud" Smith, Chairman</p>
19	Crater Planning District Commission	<p>Address/Phone: P.O. Box 1808 1964 Wakefield Street Petersburg, VA 23805 (804) 861-1666</p> <p>Contacts: Dennis K. Morris, Executive Director Email: dmorris@craterpdc.org</p> <p>Renny Bush Humphrey, Chairman</p> <p>Ron Svejkovsky, Planner Email: svvejkovsky@craterpdc.org</p>
22	Accomack-Northampton Planning District Commission	<p>Address/Phone: P.O. Box 417 Accomac, VA 23301 (757) 787-2936</p> <p>Contacts: Elaine Meil, Executive Director Email: emeil@a-npdc.org</p> <p>Oliver Bennett, Chairman</p>

District	Planning District Commission	Contact Information
23	Hampton Roads Planning District Commission	<p>Address/Phone: 723 Woodlake Drive Chesapeake, VA 23320 (757) 420-8300</p> <p>Contacts: Robert Crum, Jr., Executive Director Email: rcrum@hrpdcva.gov</p> <p>Bruce C. Goodson, Chairman</p> <p>Dale Stith, Planner Email: dstith@hrtpo.org</p>

APPENDIX D

Statements of Certification

Certification of the Statewide Transportation Planning and Programming Process

The Virginia Department of Transportation certifies that its statewide transportation planning process is addressing the major issues facing the State and its non-urbanized areas, and is being carried out in accordance with the following requirements:

- I. 23 U.S.C. 134 and 135, 49 U.S.C. 5303 and 5304, and 23 CFR Subparts B;
- II. Title VI of the Civil Rights Act of 1964, as amended (42 U.S.C. 2000d-1), 49 CFR Part 21, and 23 CFR Part 200;
- III. 49 U.S.C. 5332, prohibiting discrimination on the basis of race, color, religion, national origin, sex, disability, or age in public transportation;
- IV. Section 1101(b) of the FAST Act (Pub. L. 114-94) and 49 CFR part 26 regarding the involvement of disadvantaged business enterprises in USDOT funded projects;
- V. 23 CFR part 230, regarding the implementation of an equal employment opportunity program on Federal and Federal-aid highway construction contracts;
- VI. The provisions of the Americans with Disabilities Act of 1990 (42 U.S.C. 12101 et seq.) and 49 CFR parts 27, 37 and 38;
- VII. In States containing nonattainment and maintenance areas, sections 174 and 176 (c) and (d) of the Clean Air Act, as amended (42 U.S.C. 7504, 7506 (c) and (d)) and 40 CFR part 93;
- VIII. The Older Americans Act, as amended (42 U.S.C. 6101), prohibiting discrimination on the basis of age in programs or activities receiving Federal financial assistance;
- IX. Section 162(a) of the Federal Aid Highway Act of 1973 (23 USC 324), regarding the prohibition of discrimination based on sex;
- X. Section 504 of the Rehabilitation Act of 1973 (29 U.S.C. 794) and 49 CFR part 27 regarding discrimination against individuals with disabilities;
- XI. The Uniform Relocation Assistance and Real Property Acquisition Policies Act of 1970, (42 U.S.C. §4601), regarding the prohibition of unfair treatment of persons displaced or whose property has been acquired because of Federal or Federal-aid programs and projects;

Certification of the Statewide Transportation Planning and Programming Process (cont.)

- XII. The Civil Rights Restoration Act of 1987, (PL 100-209), which broadened the scope, coverage and applicability of Title VI of the Civil Rights Act of 1964, The Age Discrimination Act of 1975 and Section 504 of the Rehabilitation Act of 1973.


Signature

Stephen C. Brich, P.E.

Printed Name

Commissioner of Highways

Title

Date

7/21/2020

Metropolitan Transportation Planning Process Certification


In accordance with 23 CFR 450.336, the Bristol Metropolitan Planning Organization, the Tennessee Department of Transportation, and the Virginia Department of Transportation hereby certify that the metropolitan transportation planning process is addressing major issues facing the Bristol, TN-VA urbanized area, and is being carried out in accordance with the following requirements:

- I. 23 U.S.C. 134 and 135, 49 U.S.C. 5303 and 5304 (Highways and Transit).
- II. Title VI of the Civil Rights Act of 1964, as amended (42 U.S.C. 2000 d-1) and 49 CFR part 21.
- III. 49 U.S.C. 5332, prohibiting discrimination on the basis of race, color, creed, national origin, sex, or age in employment or business opportunity.
- IV. Section 1101 (b) of the FAST-ACT (Pub. L 114-357) and 49 CFR part 26 regarding the involvement of disadvantaged business enterprises in USDOT-funded projects.
- V. 23 CFR part 230, regarding the implementation of an equal employment opportunity program on Federal and Federal-aid highway construction contracts.
- VI. Provisions of the Americans with Disabilities Act of 1990 (42 U.S.C. 12101 et seq) and 49 CFR parts 27, 37, and 38.
- VII. In nonattainment and maintenance areas, sections 174 and 176 (c) and (d) of the Clean Air Act, as amended, 42 U.S.C. 7504, 7506 (c) and (d), and 40 CFR part 93.
- VIII. The Older Americans Act, as amended (42 U.S.C. 6101), prohibiting discrimination on the basis of age in programs or activities receiving Federal financial assistance.
- IX. Section 324 of Title 23 U.S.C. regarding the prohibition of discrimination based on gender.
- X. Section 504 of the Rehabilitation Act of 1973 (29 U.S.C. 794) and 49 CFR part 27 regarding discrimination against individuals with disabilities.



Ambre Torbett, Executive Board Chairperson
Bristol Metropolitan Planning Organization

March 12, 2020
Date



D. A. "Donny" Necessary, Jr.
VDOT Bristol District Administrator

3/14/2020
Date



Central Virginia Transportation Planning Organization

**METROPOLITAN TRANSPORTATION PLANNING PROCESS
SELF-CERTIFICATION STATEMENT**

In accordance with 23 CFR 450.336, the Virginia Department of Transportation and the Central Virginia Transportation Planning Organization for the Lynchburg urbanized area hereby certify that the transportation planning process is being conducted in accordance with all applicable requirements of:

- 1) 23 U.S.C. 134, 49 U.S.C. 5303, and 23 CFR part 450 Subpart C (Metropolitan Planning);
- 2) In nonattainment and maintenance areas, sections 174 and 176 (c) and (d) of the Clean Air Act, as amended (42 U.S.C. 7504, 7506 (c) and (d)) and 40 CFR part 93 (Conformity Determination);
- 3) Title VI of Civil Rights Act of 1964, as amended (42 U.S.C. 2000d-1), 49 CFR part 21;
- 4) 49 U.S.C. 5332 prohibiting discrimination on the basis of race, color, creed, national origin, sex, or age in employment or business opportunity;
- 5) Section 1101(b) of the FAST ACT (Pub. L. 114-357) and 49 CFR part 26 regarding the involvement of disadvantaged business enterprises in USDOT funded projects (DBE Involvement);
- 6) 23 CFR part 230, regarding the implementation of an equal employment opportunity program on Federal and Federal-aid highway construction contracts;
- 7) The provisions of the Americans with Disabilities Act of 1990 (42 U.S.C. 12101 et seq.) and 49 CFR parts 27, 37, and 38;
- 8) The Older Americans Act, as amended (42 U.S.C. 6101), prohibiting discrimination on the basis of age in programs or activities receiving Federal financial assistance;
- 9) Section 324 of Title 23, U.S.C., regarding the prohibition of discrimination based on gender; and
- 10) Section 504 of the Rehabilitation Act of 1973 (29 U.S.C. 794) and 49 CFR part 27 regarding discrimination against individuals with disabilities

Cen [Redacted]

Signature

Secretary, CVTPO

Title

1 July 2020

Date

[Redacted]

Signature

District Planning Manager

Title

7.15.2020

Date



**Metropolitan Transportation Planning Process
 Self-Certification Statement**

In accordance with 23 CFR 450.336, the Virginia Department of Transportation and the Charlottesville-Albemarle Metropolitan Planning Organization for the City of Charlottesville and the urbanized area of Albemarle County hereby certify that the transportation planning process is addressing the major issues in the metropolitan planning area and is being conducted in accordance with all applicable requirements of:

- I. 23 U.S.C. 134 and 135, 49 U.S.C. 5303 and 5304, and this part;
- II. Title VI of the Civil Rights Act of 1964, as amended (42 U.S.C. 2000d-1) & 49 CFR part 21;
- III. 49 U.S.C. 5332, prohibiting discrimination on the basis of race, color, creed, national origin, sex, or age in employment or business opportunity;
- IV. Section 1101(b) of the SAFETEA-LU (Pub. L. 109-59) and 49 CFR part 26 regarding the involvement of disadvantaged business enterprises in USDOT funded projects;
- V. 23 CFR part 230, regarding the implementation of an equal employment opportunity program on Federal and Federal-aid highway construction contracts;
- VI. The provisions of the Americans with Disabilities Act of 1990 (42 U.S.C. 12101 et seq.) and 49 CFR parts 27, 37 and 38;
- VII. In States containing nonattainment and maintenance areas, sections 174 and 176 (c) and (d) of the Clean Air Act, as amended (42 U.S.C. 7504, 7506 (c) and (d)) and 40 CFR part 93;
- VIII. The Older Americans Act, as amended (42 U.S.C. 6101), prohibiting discrimination on the basis of age in programs or activities receiving Federal financial assistance;
- IX. Section 324 of title 23 U.S.C., regarding the prohibition of discrimination based on gender; and
- X. Section 504 of the Rehabilitation Act of 1973 (29 U.S.C. 794) and 49 CFR part 27 regarding discrimination against individuals with disabilities.

Charlottesville-Albemarle MPO

[Redacted Signature]

Signature

Charles P. Boyle Sr.

Printed Name

Executive Director

Title

4/24/2020

Date

Virginia Department of Transportation

[Redacted Signature]

John Dehyoul

Printed Name

District Engineer

Title


3/3/2020

Date

**METROPOLITAN TRANSPORTATION PLANNING PROCESS
SELF-CERTIFICATION STATEMENT
2020**

In accordance with 23 CFR 450.336, the Virginia Department of Transportation and the Danville Metropolitan Planning Organization for the Danville-Pittsylvania County urbanized area hereby certify that the transportation planning process is being conducted in accordance with all applicable requirements of:

- (1) 23 U.S.C. 134, 49 U.S.C. 5303, and 23 CFR part 450 Subpart C (Metropolitan Planning);
- (2) In nonattainment and maintenance areas, sections 174 and 176 (c) and (d) of the Clean Air Act, as amended (42 U.S.C. 7504, 7506 (c) and (d)) and 40 CFR part 93 (Conformity Determination);
- (3) Title VI of Civil Rights Act of 1964, as amended (42 U.S.C. 2000d-1), 49 CFR part 21;
- (4) 49 U.S.C. 5332 prohibiting discrimination on the basis of race, color, creed, national origin, sex, or age in employment or business opportunity;
- (5) Section 1101(b) of the FAST ACT (Pub. L. 114-357) and 49 CFR part 26 regarding the involvement of disadvantaged business enterprises in USDOT funded projects (DBE Involvement);
- (6) 23 CFR part 230, regarding the implementation of an equal employment opportunity program on Federal and Federal-aid highway construction contracts;
- (7) The provisions of the Americans with Disabilities Act of 1990 (42 U.S.C. 12101 et seq.) and 49 CFR parts 27, 37, and 38;
- (8) The Older Americans Act, as amended (42 U.S.C. 6101), prohibiting discrimination on the basis of age in programs or activities receiving Federal financial assistance;
- (9) Section 324 of Title 23, U.S.C., regarding the prohibition of discrimination based on gender; and
- (10) Section 504 of the Rehabilitation Act of 1973 (29 U.S.C. 794) and 49 CFR part 27 regarding discrimination against individuals with disabilities

Danville 

Signature
MPO Chairman

Title
June 24, 2020

Date

Virginia Department of Transportation
Christopher L Winstead
2020.06.25 21:49:34-04'00'

Signature
VDOT Lynchburg District Engineer

Title
June 25, 2020

Date


**METROPOLITAN TRANSPORTATION PLANNING PROCESS
SELF-CERTIFICATION STATEMENT**

In accordance with 23 CFR 450.336, the Virginia Department of Transportation, and the Fredericksburg Area Metropolitan Planning Organization for the Fredericksburg, Virginia urbanized area hereby certify that the transportation planning process is being conducted in accordance with all applicable requirements of:

- (1) 23 U.S.C. 134, 49 U.S.C. 5303, and 23 CFR part 450 Subpart C (Metropolitan Planning);
- (2) In nonattainment and maintenance areas, sections 174 and 176 (c) and (d) of the Clean Air Act, as amended (42 U.S.C. 7504, 7506 (c) and (d)) and 40 CFR part 93 (Conformity Determination);
- (3) Title VI of Civil Rights Act of 1964, as amended (42 U.S.C. 2000d-1), 49 CFR part 21;
- (4) 49 U.S.C. 5332 prohibiting discrimination on the basis of race, color, creed, national origin, sex, or age in employment or business opportunity;
- (5) Section 1101(b) of the FAST ACT (Pub. L. 114-357) and 49 CFR part 26 regarding the involvement of disadvantaged business enterprises in USDOT funded projects (DBE Involvement);
- (6) 23 CFR part 230, regarding the implementation of an equal employment opportunity program on Federal and Federal-aid highway construction contracts;
- (7) The provisions of the Americans with Disabilities Act of 1990 (42 U.S.C. 12101 et seq.) and 49 CFR parts 27, 37, and 38;
- (8) The Older Americans Act, as amended (42 U.S.C. 6101), prohibiting discrimination on the basis of age in programs or activities receiving Federal financial assistance;
- (9) Section 324 of Title 23, U.S.C., regarding the prohibition of discrimination based on gender; and
- (10) Section 504 of the Rehabilitation Act of 1973 (29 U.S.C. 794) and 49 CFR part 27 regarding discrimination against individuals with disabilities

Fredericksburg Area MPO

Virginia Department of Transportation



Signature

Signature

Executive Director, GWRC

VDOT Fred. Dist. Planning Mngr.

Title

Title

June 23, 2020

June 23, 2020

Date


Date

CERTIFICATION OF THE TRANSPORTATION PLANNING AND PROGRAMMING PROCESS

The Hampton Roads Transportation Planning Organization, Virginia Department of Transportation, and Virginia Department of Rail and Public Transportation hereby certify that the conduct of the metropolitan planning and programming process complies with all applicable requirements as listed below, and that this process includes activities that support the development and implementation of the Long-Range Transportation Plan and associated Air Quality Conformity Determination (as applicable), the Transportation Improvement Program and associated Air Quality Conformity Determination (as applicable), and the Unified Planning Work Program.

1. 23 U.S.C. 134, 49 U.S.C. 5303, and 23 CFR part 450.336 (a);
2. Sections 174 and 176 (c) and (d) of the Clean Air Act, as amended (42 U.S.C. 7504, 7506 (c) and (d)) and 40 CFR part 93;
3. Title VI of the Civil Rights Act of 1964, as amended (42 U.S.C. 2000d-1) and 49 CFR part 21;
4. 49 U.S.C. 5332, prohibiting discrimination on the basis of race, color, creed, national origin, sex, or age in employment or business opportunity;
5. Section 1101(b) of the FAST Act (Pub. L. 114-357 and 49 CFR part 26 regarding the involvement of disadvantaged business enterprises in USDOT funded projects;
6. 23 CFR part 230, regarding the implementation of an equal employment opportunity program on Federal and Federal-aid highway construction contracts;
7. The provisions of the Americans with Disabilities Act of 1990 (42 U.S.C. 12101 *et seq.*) and 49 CFR parts 27, 37, and 38;
8. The Older Americans Act, as amended (42 U.S.C. 6101), prohibiting discrimination on the basis of age in programs or activities receiving Federal financial assistance;
9. Section 324 of title 23 U.S.C. regarding the prohibition of discrimination based on gender; and
10. Section 504 of the Rehabilitation Act of 1973 (29 U.S.C. 794) and 49 CFR part 27 regarding discrimination against individuals with disabilities.

Hampton Roads Transportation



Signature

Robert A. Crum, Jr.

Printed Name


Executive Director

Title

7/8/2020

Date

Virginia Department of



Signature

Christopher G. Hall

Printed Name

Hampton Roads District Engineer

Title

7/8/2020

Date

Virginia Department of



Signature

Jennifer Mitchell

Printed Name

Director

Title

7/8/2020

Date

**METROPOLITAN TRANSPORTATION PLANNING PROCESS
SELF-CERTIFICATION STATEMENT**

In accordance with 23 CFR 450.336, the Harrisonburg- Rockingham Metropolitan Planning Organization (HRMPO) and the Virginia Department of Transportation hereby certify that the transportation planning process is addressing major issues facing for the Harrisonburg and Rockingham County urbanized area, and is being conducted in accordance with all applicable requirements of:

- (1) 23 U.S.C. 134 and 135, 49 U.S.C. 5303 and 5304 (Highways and Transit).
- (2) Title VI of Civil Rights Act of 1964, as amended (42 U.S.C. 2000d-1), 49 CFR part 21.
- (3) 49 U.S.C. 5332 prohibiting discrimination on the basis of race, color, creed, national origin, sex, or age in employment or business opportunity.
- (4) Section 1101(b) of the FAST ACT (Pub. L. 114-357) and 49 CFR part 26 regarding the involvement of disadvantaged business enterprises in USDOT funded projects (DBE Involvement).
- (5) 23 CFR part 230, regarding the implementation of an equal employment opportunity program on Federal and Federal-aid highway construction contracts.
- (6) The provisions of the Americans with Disabilities Act of 1990 (42 U.S.C. 12101et seq.) and 49 CFR parts 27, 37, and 38.
- (7) In nonattainment and maintenance areas, sections 174 and 176 (c) and (d) of the Clean Air Act, as amended (42 U.S.C. 7504, 7506 (c) and (d)) and 40 CFR part 93 (Conformity Determination).
- (8) The Older Americans Act, as amended (42 U.S.C. 6101), prohibiting discrimination on the basis of age in programs or activities receiving Federal financial assistance.
- (9) Section 324 of Title 23, U.S.C., regarding the prohibition of discrimination based on gender.
- (10) Section 504 of the Rehabilitation Act of 1973 (29 U.S.C. 794) and 49 CFR part 27 regarding discrimination against individuals with disabilities.

Harrisonburg-Rockingham MPO



Signature


Executive Director

Title

June 22, 2020

Date

Virginia Department of Transportation



Signature

District Engineer

Title

7/8/2020

Date

METROPOLITAN TRANSPORTATION PLANNING PROCESS CERTIFICATION

In accordance with 23 CFR 450.336, the Kingsport Metropolitan Transportation Planning Organization and the Virginia Department of Transportation hereby certify that the metropolitan transportation planning process is addressing major issues facing the Kingsport, TN-VA urbanized area, and is being carried out in accordance with the following requirements:

- I. 23 U.S.C. 134 and 135, 49 U.S.C. 5303 and 5304 (Highways and Transit).
- II. Title VI of the Civil Rights Act of 1964, as amended (42 U.S.C. 2000 d-1) and 49 CFR part 21.
- III. 49 U.S.C. 5332, prohibiting discrimination on the basis of race, color, creed, national origin, sex, or age in employment or business opportunity.
- IV. Section 1101 (b) of the FAST-Act (Pub. L 114-357) and 49 CFR part 26 regarding the involvement of disadvantaged business enterprises in USDOT-funded projects.
- V. 23 CFR part 230, regarding the implementation of an equal employment opportunity program on Federal and Federal-aid highway construction contracts.
- VI. Provisions of the Americans with Disabilities Act of 1990 (42 U.S.C. 12101 et seq) and 49 CFR parts 27, 37, and 38.
- VII. In nonattainment and maintenance areas, sections 174 and 176 (c) and (d) of the Clean Air Act, as amended, 42 U.S.C. 7504, 7506 (c) and (d), and 40 CFR part 93.
- VIII. The Older Americans Act, as amended (42 U.S.C. 6101), prohibiting discrimination on the basis of age in programs or activities receiving Federal financial assistance.
- IX. Section 324 of Title 23 U.S.C. regarding the prohibition of discrimination based on gender.
- X. Section 504 of the Rehabilitation Act of 1973 (29 U.S.C. 794) and 49 CFR part 27 regarding discrimination against individuals with disabilities.

[Redacted Signature]

Kingsport MTPO Executive Board

3/12/20
Date

[Redacted Signature]

Lesley Phillips
Kingsport MTPO Staff

3/12/20
Date

[Redacted Signature]

Bristol District Administrator
Virginia Department of Transportation

3/14/2020
Date

**New River Valley
Metropolitan Planning Organization**

755 Roanoke Street, Suite 21
Christiansburg, VA 24073

**METROPOLITAN TRANSPORTATION PLANNING PROCESS
SELF-CERTIFICATION STATEMENT**

In accordance with 23 CFR 450.336, the Virginia Department of Transportation and the New River Valley Metropolitan Planning Organization for the Blacksburg urbanized area hereby certify that the transportation planning process is being conducted in accordance with all applicable requirements of:

- (1) 23 U.S.C. 134, 49 U.S.C. 5303, and 23 CFR part 450 Subpart C (Metropolitan Planning);
- (2) In nonattainment and maintenance areas, sections 174 and 176 (c) and (d) of the Clean Air Act, as amended (42 U.S.C. 7504, 7506 (c) and (d)) and 40 CFR part 93 (Conformity Determination);
- (3) Title VI of Civil Rights Act of 1964, as amended (42 U.S.C. 2000d-1), 49 CFR part 21;
- (4) 49 U.S.C. 5332 prohibiting discrimination on the basis of race, color, creed, national origin, sex, or age in employment or business opportunity;
- (5) Section 1101(b) of the FAST ACT (Pub. L. 114-357) and 49 CFR part 26 regarding the involvement of disadvantaged business enterprises in USDOT funded projects (DBE Involvement);
- (6) 23 CFR part 230, regarding the implementation of an equal employment opportunity program on Federal and Federal-aid highway construction contracts;
- (7) The provisions of the Americans with Disabilities Act of 1990 (42 U.S.C. 12101 et seq.) and 49 CFR parts 27, 37, and 38;
- (8) The Older Americans Act, as amended (42 U.S.C. 6101), prohibiting discrimination on the basis of age in programs or activities receiving Federal financial assistance;
- (9) Section 324 of Title 23, U.S.C., regarding the prohibition of discrimination based on gender; and
- (10) Section 504 of the Rehabilitation Act of 1973 (29 U.S.C. 794) and 49 CFR part 27 regarding discrimination against individuals with disabilities

New River Valley MPO

Signature

CHAIR

Title

5/7/2020

Date

Signature

Title

Date

RRTPO POLICY BOARD AGENDA 6/4/20; ITEM B.2.

DRAFT FFY21-24 TRANSPORTATION IMPROVEMENT PROGRAM (TIP)

Richmond Regional Transportation Planning Organization

On motion of Patricia S. O'Bannon, seconded by Patricia A. Paige, the Richmond Regional Transportation Planning Organization (RRTPO) policy board unanimously approved the following resolution:

RESOLVED, that the Richmond Regional Transportation Planning Organization (RRTPO) policy board adopts the FY21-FY24 Transportation Improvement Program as presented.

FURTHER RESOLVED, that the Virginia Department of Transportation and the RRTPO policy board, hereby certify that in accordance with 23 Code of Federal Regulations Part 450 Section 336 Self-certification and Federal certifications, the metropolitan transportation planning process is being carried out in accordance with all applicable requirements including:

- (1) 23 U.S.C. 134, 49 U.S.C. 5303 (Highways and Transit), and 23 CFR 450 subpart B – Metropolitan Planning;
- (2) Sections 174 and 176(c) and (d) of the Clean Air Act, as amended (42 U.S.C. 7504, 7506(c) and (d)) and 40 CFR part 93;
- (3) Title VI of the Civil Rights Act of 1964, as amended (42 U.S.C. 2000d-1) and 49 CFR part 21;
- (4) 49 U.S.C. 5332, prohibiting discrimination, on the basis of race, creed, national origin, sex or age in employment or business opportunity;
- (5) Section 1101(b) of the FAST Act (Pub. L. 114-357) and 49 CFR part 26 regarding the involvement of disadvantaged business enterprises in USDOT funded projects;
- (6) 23 CFR part 230, regarding the implementation of an equal employment opportunity program on Federal and Federal-aid highway construction contracts;
- (7) Provisions of the Americans with Disabilities Act of 1990 (42 U.S.C. 12101 et.seq.) and 49 CFR parts 27, 37, and 38;

- (8) The Older Americans Act, as amended (42 U.S.C. 6101), prohibiting discrimination on the basis of age in programs or activities receiving Federal financial assistance;
- (9) Section 324 of title 23 U.S.C. regarding the prohibition of discrimination based on gender; and
- (10) Section 504 of the Rehabilitation Act of 1973 (29 U.S.C. 794) and 49 CFR part 27 regarding discrimination against individuals with disabilities.

This is to certify that the Richmond Regional Transportation Planning Organization policy board approved the above resolution at its meeting held June 4, 2020.

Attest:

Richmond Regional
Transportation Planning Organization

By:

[Redacted Signature]

[Redacted Signature]

Chet Parsons
RRTPO Secretary

John Hodges
RRTPO Chair

Date:

June 4, 2020

Date:

June 5, 2020

Attest:

Virginia Department of
Transportation

[Redacted Signature]

[Redacted Signature]

Printed Name: MARK RIBETT

Printed Name:

ADA-PPM, VDOT, Richmond Dist.

SHANE MANN

Title:

Title:

June 8, 2020

DISTRICT ENGINEER - RICHMOND

Date:

Date:

JUNE 8, 2020

METROPOLITAN TRANSPORTATION PLANNING AND PROGRAMMING PROCESS SELF-CERTIFICATION STATEMENT

In accordance with 23 CFR 450.336, the Virginia Department of Transportation, the Virginia Department of Rail and Public Transportation, and the Roanoke Valley Transportation Planning Organization (d.b.a. RVTPO, but officially known as the Roanoke Valley Area Metropolitan Planning Organization) for the Roanoke, VA urbanized area hereby certify that the transportation planning and programming process is being conducted in accordance with all applicable requirements of:

- (1) 23 U.S.C. 134, 49 U.S.C. 5303, and 23 CFR part 450 Subpart C (Metropolitan Planning);
- (2) In nonattainment and maintenance areas, sections 174 and 176 (c) and (d) of the Clean Air Act, as amended (42 U.S.C. 7504, 7506 (c) and (d)) and 40 CFR part 93 (Conformity Determination);
- (3) Title VI of Civil Rights Act of 1964, as amended (42 U.S.C. 2000d-1), 49 CFR part 21;
- (4) 49 U.S.C. 5332 prohibiting discrimination on the basis of race, color, creed, national origin, sex, or age in employment or business opportunity;
- (5) Section 1101(b) of the FAST ACT (Pub. L. 114-357) and 49 CFR part 26 regarding the involvement of disadvantaged business enterprises in USDOT funded projects (DBE Involvement);
- (6) 23 CFR part 230, regarding the implementation of an equal employment opportunity program on Federal and Federal-aid highway construction contracts;
- (7) The provisions of the Americans with Disabilities Act of 1990 (42 U.S.C. 12101 et seq.) and 49 CFR parts 27, 37, and 38;
- (8) The Older Americans Act, as amended (42 U.S.C. 6101), prohibiting discrimination on the basis of age in programs or activities receiving Federal financial assistance;
- (9) Section 324 of Title 23, U.S.C., regarding the prohibition of discrimination based on gender; and
- (10) Section 504 of the Rehabilitation Act of 1973 (29 U.S.C. 794) and 49 CFR part 27 regarding discrimination against individuals with disabilities.

TPO POLICY BOARD: Cities of Roanoke and Salem; Counties of Bedford, Botetourt, Montgomery and Roanoke; Town of Vinton; Greater Roanoke Transit Company (*Valley Metro*); Roanoke-Blacksburg Regional Airport; Virginia Department of Rail & Public Transportation; Virginia Department of Transportation

Roanoke Valley Area Metropolitan Planning Organization



Roanoke Valley Transportation
PLANNING ORGANIZATION
Staffed by the
REGIONAL commission

313 Luck Avenue, SW
 Roanoke, Virginia 24016
 P: 540.343.4417 / F: 540.343.4416
rvtpo.org

Roanoke Valley Area MPO

[Redacted Signature]

Signature

Chair, TPO
 Title

June 30, 2020
 Date

Virginia Department of Transportation

[Redacted Signature]

Signature

Salem District Engineer
 Title

July 6, 2020
 Date

Virginia Department of Rail and Public Transportation

[Redacted Signature]

Signature

Director
 Title

7/15/2020
 Date

TPO POLICY BOARD: Cities of Roanoke and Salem; Counties of Bedford, Botetourt, Montgomery and Roanoke;
 Town of Vinton; Greater Roanoke Transit Company (*Valley Metro*); Roanoke-Blacksburg Regional Airport;
 Virginia Department of Rail & Public Transportation; Virginia Department of Transportation

Roanoke Valley Area Metropolitan Planning Organization

METROPOLITAN TRANSPORTATION PLANNING PROCESS

SELF-CERTIFICATION STATEMENT

In accordance with 23 CFR 450.336, the Staunton-Augusta-Waynesboro Metropolitan Planning Organization (SAWMPO), and the Virginia Department of Transportation hereby certify that the metropolitan transportation planning process is addressing major issues facing the Staunton, Augusta, and Waynesboro urbanized area, and is being conducted out in accordance with the following requirements:

- (1) 23 U.S.C. 134 and 135, 49 U.S.C. 5303 and 5304 (Highways and Transit).
- (2) In nonattainment and maintenance areas, sections 174 and 176 (c) and (d) of the Clean Air Act, as amended (42 U.S.C. 7504, 7506 (c) and (d)) and 40 CFR part 93 (Conformity Determination).
- (3) Title VI of Civil Rights Act of 1964, as amended (42 U.S.C. 2000d-1), 49 CFR part 21.
- (4) 49 U.S.C. 5332 prohibiting discrimination on the basis of race, color, creed, national origin, sex, or age in employment or business opportunity.
- (5) Section 1101(b) of the FAST ACT (Pub. L. 114-357) and 49 CFR part 26 regarding the involvement of disadvantaged business enterprises in USDOT funded projects (DBE Involvement).
- (6) 23 CFR part 230, regarding the implementation of an equal employment opportunity program on Federal and Federal-aid highway construction contracts.
- (7) The provisions of the Americans with Disabilities Act of 1990 (42 U.S.C. 12101 et seq.) and 49 CFR parts 27, 37, and 38.
- (8) The Older Americans Act, as amended (42 U.S.C. 6101), prohibiting discrimination on the basis of age in programs or activities receiving Federal financial assistance.
- (9) Section 324 of Title 23, U.S.C., regarding the prohibition of discrimination based on gender.
- (10) Section 504 of the Rehabilitation Act of 1973 (29 U.S.C. 794) and 49 CFR part 27 regarding discrimination against individuals with disabilities.

Staunton Augusta Waynesboro MPO

[Redacted Signature]

Signature

Executive Director

Title

June 10, 2020

Date

Virginia Department of Transportation

[Redacted Signature]

Signature

District Engineer

Title

7/8/2020


Date

**METROPOLITAN TRANSPORTATION PLANNING PROCESS
SELF-CERTIFICATION
FOR THE NATIONAL CAPITAL REGION**

March 18, 2020

In accordance with 23 CFR 450.336, the District Department of Transportation, the Maryland Department of Transportation, the Virginia Department of Transportation and the National Capital Region Transportation Planning Board (TPB) which is the Metropolitan Planning Organization for the Washington DC-MD-VA Urbanized Area, hereby certify that the transportation planning process is addressing the major issues in the metropolitan planning area and is being conducted in accordance with all the applicable requirements of:

- (1) 23 U.S.C. 134, 49 U.S.C. 5303, and 23 CFR part 450 (Metropolitan Planning);
- (2) In nonattainment and maintenance areas, sections 174 and 176 (c) and (d) of the Clean Air Act, as amended (42 U.S.C. 7504, 7506 (c) and (d)) and 40 CFR part 93 (Conformity Determination);
- (3) Title VI of Civil Rights Act of 1964, as amended (42 U.S.C. 2000d-1), 49 CFR part 21;
- (4) 49 U.S.C. 5332 prohibiting discrimination on the basis of race, color, creed, national origin, sex, or age in employment or business opportunity;
- (5) Section 1101(b) of MAP-21 (Pub. L.112-196) and 49 CFR part 26 regarding the involvement of disadvantaged business enterprises in USDOT funded projects (DBE Involvement);
- (6) 23 CFR part 230, regarding the implementation of an equal employment opportunity program on Federal and Federal-aid highway construction contracts;
- (7) The provisions of the Americans with Disabilities Act of 1990 (42 U.S.C. 12101 et seq.) and 49 CFR parts 27, 37, and 38;
- (8) The Older Americans Act, as amended (42 U.S.C. 6101), prohibiting discrimination on the basis of age in programs or activities receiving Federal financial assistance;
- (9) Section 324 of Title 23, U.S.C., regarding the prohibition of discrimination based on gender; and
- (10) Section 504 of the Rehabilitation Act of 1973 (29 U.S.C. 794) and 49 CFR part 27 regarding discrimination against individuals with disabilities.



Kelly Russell, Chair
National Capital Transportation Planning Board (TPB)

March 18, 2020

Date

**METROPOLITAN TRANSPORTATION PLANNING PROCESS
SELF-CERTIFICATION
FOR THE NATIONAL CAPITAL REGION**

March 18, 2020

In accordance with 23 CFR 450.336, the District Department of Transportation, the Maryland Department of Transportation, the Virginia Department of Transportation and the National Capital Region Transportation Planning Board (TPB) which is the Metropolitan Planning Organization for the Washington DC-MD-VA Urbanized Area, hereby certify that the transportation planning process is addressing the major issues in the metropolitan planning area and is being conducted in accordance with all the applicable requirements of:

- (1) 23 U.S.C. 134, 49 U.S.C. 5303, and 23 CFR part 450 (Metropolitan Planning);
- (2) In nonattainment and maintenance areas, sections 174 and 176 (c) and (d) of the Clean Air Act, as amended (42 U.S.C. 7504, 7506 (c) and (d)) and 40 CFR part 93 (Conformity Determination);
- (3) Title VI of Civil Rights Act of 1964, as amended (42 U.S.C. 2000d-1), 49 CFR part 21;
- (4) 49 U.S.C. 5332 prohibiting discrimination on the basis of race, color, creed, national origin, sex, or age in employment or business opportunity;
- (5) Section 1101(b) of MAP-21 (Pub. L.112-196) and 49 CFR part 26 regarding the involvement of disadvantaged business enterprises in USDOT funded projects (DBE Involvement);
- (6) 23 CFR part 230, regarding the implementation of an equal employment opportunity program on Federal and Federal-aid highway construction contracts;
- (7) The provisions of the Americans with Disabilities Act of 1990 (42 U.S.C. 12101 et seq.) and 49 CFR parts 27, 37, and 38;
- (8) The Older Americans Act, as amended (42 U.S.C. 6101), prohibiting discrimination on the basis of age in programs or activities receiving Federal financial assistance;
- (9) Section 324 of Title 23, U.S.C., regarding the prohibition of discrimination based on gender; and
- (10) Section 504 of the Rehabilitation Act of 1973 (29 U.S.C. 794) and 49 CFR part 27 regarding discrimination against individuals with disabilities.

R. Earl Lewis, Jr

March 18, 2020

R. Earl Lewis

Date

Deputy Secretary of Policy, Planning, and Enterprise Services
Maryland Department of Transportation

**METROPOLITAN TRANSPORTATION PLANNING PROCESS
SELF-CERTIFICATION
FOR THE NATIONAL CAPITAL REGION**

March 18, 2020

In accordance with 23 CFR 450.336, the District Department of Transportation, the Maryland Department of Transportation, the Virginia Department of Transportation and the National Capital Region Transportation Planning Board (TPB) which is the Metropolitan Planning Organization for the Washington DC-MD-VA Urbanized Area, hereby certify that the transportation planning process is addressing the major issues in the metropolitan planning area and is being conducted in accordance with all the applicable requirements of:

- (1) 23 U.S.C. 134, 49 U.S.C. 5303, and 23 CFR part 450 (Metropolitan Planning);
- (2) In nonattainment and maintenance areas, sections 174 and 176 (c) and (d) of the Clean Air Act, as amended (42 U.S.C. 7504, 7506 (c) and (d)) and 40 CFR part 93 (Conformity Determination);
- (3) Title VI of Civil Rights Act of 1964, as amended (42 U.S.C. 2000d-1), 49 CFR part 21;
- (4) 49 U.S.C. 5332 prohibiting discrimination on the basis of race, color, creed, national origin, sex, or age in employment or business opportunity;
- (5) Section 1101(b) of MAP-21 (Pub. L.112-196) and 49 CFR part 26 regarding the involvement of disadvantaged business enterprises in USDOT funded projects (DBE Involvement);
- (6) 23 CFR part 230, regarding the implementation of an equal employment opportunity program on Federal and Federal-aid highway construction contracts;
- (7) The provisions of the Americans with Disabilities Act of 1990 (42 U.S.C. 12101 et seq.) and 49 CFR parts 27, 37, and 38;
- (8) The Older Americans Act, as amended (42 U.S.C. 6101), prohibiting discrimination on the basis of age in programs or activities receiving Federal financial assistance;
- (9) Section 324 of Title 23, U.S.C., regarding the prohibition of discrimination based on gender; and
- (10) Section 504 of the Rehabilitation Act of 1973 (29 U.S.C. 794) and 49 CFR part 27 regarding discrimination against individuals with disabilities.



Jeff Marootian
Director
District Department of Transportation

03/23/2020


Date

**METROPOLITAN TRANSPORTATION PLANNING PROCESS
SELF-CERTIFICATION
FOR THE NATIONAL CAPITAL REGION**

March 18, 2020

In accordance with 23 CFR 450.336, the District Department of Transportation, the Maryland Department of Transportation, the Virginia Department of Transportation and the National Capital Region Transportation Planning Board (TPB) which is the Metropolitan Planning Organization for the Washington DC-MD-VA Urbanized Area, hereby certify that the transportation planning process is addressing the major issues in the metropolitan planning area and is being conducted in accordance with all the applicable requirements of:

- (1) 23 U.S.C. 134, 49 U.S.C. 5303, and 23 CFR part 450 (Metropolitan Planning);
- (2) In nonattainment and maintenance areas, sections 174 and 176 (c) and (d) of the Clean Air Act, as amended (42 U.S.C. 7504, 7506 (c) and (d)) and 40 CFR part 93 (Conformity Determination);
- (3) Title VI of Civil Rights Act of 1964, as amended (42 U.S.C. 2000d-1), 49 CFR part 21;
- (4) 49 U.S.C. 5332 prohibiting discrimination on the basis of race, color, creed, national origin, sex, or age in employment or business opportunity;
- (5) Section 1101(b) of MAP-21 (Pub. L.112-196) and 49 CFR part 26 regarding the involvement of disadvantaged business enterprises in USDOT funded projects (DBE Involvement);
- (6) 23 CFR part 230, regarding the implementation of an equal employment opportunity program on Federal and Federal-aid highway construction contracts;
- (7) The provisions of the Americans with Disabilities Act of 1990 (42 U.S.C. 12101 et seq.) and 49 CFR parts 27, 37, and 38;
- (8) The Older Americans Act, as amended (42 U.S.C. 6101), prohibiting discrimination on the basis of age in programs or activities receiving Federal financial assistance;
- (9) Section 324 of Title 23, U.S.C., regarding the prohibition of discrimination based on gender; and
- (10) Section 504 of the Rehabilitation Act of 1973 (29 U.S.C. 794) and 49 CFR part 27 regarding discrimination against individuals with disabilities.



Helen Cuervo, P.E.
District Engineer

Virginia Department of Transportation

3/17/2020
Date

SELF-CERTIFICATION RESOLUTION

The Tri-Cities Metropolitan Planning Organization and the Commonwealth of Virginia hereby certify that the transportation planning process for the southern portion of the Richmond, Virginia Urbanized Area is addressing transportation needs in the metropolitan planning area and is being conducted in accordance with applicable requirements including:

WHEREAS, The MPO encourages safe, efficient surface transportation as required by 23 U.S.C 134, and 49 U.S.C 5303 and 5304; and

WHEREAS, The MPO is an attainment area and neither General Conformity nor Transportation Conformity Applies; and

WHEREAS, the MPO complies with Title VI of the Civil Rights Act of 1964 as Amended; and

WHEREAS, the MPO complies with 49 U.S.C 5332 (prohibiting discrimination based upon race, color, creed, national origin, sex, or age in employment or business opportunity; and

WHEREAS, the MPO encourages the use of disadvantaged business enterprises on USDOT funded projects as required by Section 1101(b) of the FAST ACT (Pub. L. 114-357) and 49CFR §26; and

WHEREAS, the MPO complies with 23 CFR §230 regarding equal opportunity in Federal and Federal-Aid Highway Construction projects; and

WHEREAS, the MPO complies with the Americans with Disabilities Act 42 U.S.C. 6101); and

WHEREAS the MPO complies with the Older Americans Act (42 U.S.C. 6101); and

WHEREAS the MPO complies with Title 23 U.S.C. §324; and

WHEREAS the MPO complies with Section 504 of the Rehabilitation Act of 1973

NOW, THEREFORE, BE IT RESOLVED that the Tri-Cities Area MPO Planning Process meets Federal Transportation Planning Requirements.

Upon a motion by THE MOTION (CPDC), seconded by M. J. Webb (Co. Mgr.) carried by a voice vote, a motion was adopted on June 11, 2020 with 6 of the 6 Tri-Cities Area MPO Policy Committee members present certifying that the transportation planning process in the Tri-Cities Area is being conducted in accordance with the above legislative provisions.

[Redacted Signature]

The Honorable T.J. Webb, Chair
Tri-Cities Area MPO

Date 6/11/20

Liz McAdory

Liz McAdory
District Planning Manager

Date 6/4/2020

[Redacted Signature]


Ronald Svelkovsky/Secretary
Tri-Cities Area MPO

Date 6/11/20

**METROPOLITAN TRANSPORTATION PLANNING PROCESS
SELF-CERTIFICATION STATEMENT**

In accordance with 23 CFR 450.336, the ~~Winchester Frederick County~~ Metropolitan Planning Organization (WINFREDMPO), and the Virginia Department of Transportation hereby certify that the metropolitan transportation planning process is addressing major issues facing the City of Winchester, Frederick County and the Town of Stephens City urbanized area, and is being conducted out in accordance with the following requirements:

- (1) 23 U.S.C. 134 and 135, 49 U.S.C. 5303 and 5304 (Highways and Transit).
- (2) In nonattainment and maintenance areas, sections 174 and 176 (c) and (d) of the Clean Air Act, as amended (42 U.S.C. 7504, 7506 (c) and (d)) and 40 CFR part 93 (Conformity Determination).
- (3) Title VI of Civil Rights Act of 1964, as amended (42 U.S.C. 2000d-1), 49 CFR part 21.
- (4) 49 U.S.C. 5332 prohibiting discrimination on the basis of race, color, creed, national origin, sex, or age in employment or business opportunity.
- (5) Section 1101(b) of the FAST ACT (Pub. L. 114-357) and 49 CFR part 26 regarding the involvement of disadvantaged business enterprises in USDOT funded projects (DBE Involvement).
- (6) 23 CFR part 230, regarding the implementation of an equal employment opportunity program on Federal and Federal-aid highway construction contracts.
- (7) The provisions of the Americans with Disabilities Act of 1990 (42 U.S.C. 12101 et seq.) and 49 CFR parts 27, 37, and 38.
- (8) The Older Americans Act as amended (42 U.S.C. 6101), prohibiting discrimination on the basis of age in programs or activities receiving Federal financial assistance.
- (9) Section 324 of Title 23, U.S.C., regarding the prohibition of discrimination based on gender
- (10) Section 504 of the Rehabilitation Act of 1973 (29 U.S.C. 794) and 49 CFR part 27 regarding discrimination against individuals with disabilities.

Winchester Frederick MPO

Signature

Title: WinFred MPO Secretary-Treasurer

Date: June 16, 2020

Virginia Department of Transportation

Signature

Title: District Engineer

Date: 7/0/2020

APPENDIX E

Conformity Determinations



U.S. Department
of Transportation

Federal Transit Administration
Region III
1835 Market Street, Suite 1910
Philadelphia, PA 19103
215-656-7100
215-656-7260 (fax)

Federal Highway Administration
DC Division
1200 New Jersey Avenue, SE
Washington, DC 20590
202-493-7020

May 27, 2020

The Honorable Kelly Russell, Chairperson
National Capital Region Transportation Planning Board
c/o, Mr. Kanti Srikanth, Director Department of Transportation Planning
Metropolitan Washington Council of Governments
777 North Capital Street, NW, Suite 300
Washington, D.C. 20002-4201

Re: Air Quality Conformity Determination for the 2020 Amendment to Visualize 2045 Long-Range Transportation Plan and the FY 2021-2024 Transportation Improvement Program

Dear Chairman Russell:

The 1990 Amendments to the Clean Air Act (CAA) require transportation air quality conformity determinations for Metropolitan Transportation Plans, Transportation Improvement Programs (TIP), sections of a State Transportation Improvement Program (STIP) covering rural nonattainment/maintenance areas, and projects in areas that are designated as air quality nonattainment and maintenance areas. Section 176(d) of the CAA establishes priority requirements for programs supported by the Federal government that target nonattainment or maintenance areas to provide for timely implementation of eligible portions of air quality plans.

In an e-mail to FHWA's District of Columbia Division on May 5, 2020, EPA indicated the conformity determination met the requirements of the CAA. EPA's review considered the 1997 8-hour ozone national ambient air quality standard (NAAQS), 2008 8-hour ozone NAAQS, and the 2015 8-hour ozone NAAQS conformity determinations for the Visualize 2045 Long Range Transportation Plan (LRTP) and the Fiscal Year (FY) 2021-2024 Transportation Improvement Program (TIP) for the Metropolitan Washington Region as adopted by the National Capital Region Transportation Planning Board (TPB). Materials were submitted to the Environmental Protection Agency (EPA) by the Federal Highway Administration (FHWA) on April 24, 2020. EPA's evaluation is provided in the technical documentation that supports the conformity finding of the Metropolitan Washington Region.

The Federal Transit Administration (FTA) and Federal Highway Administration (FHWA) coordinated the transportation air quality conformity determination submittal with the EPA and are jointly making this air quality conformity determination.

FTA and FHWA find the planning process to be continuing, cooperative, and comprehensive transportation planning carried on cooperatively by the TPB, the Washington Metropolitan Area Transit Authority (WMATA), the states of Maryland and Virginia, and the District of Columbia in accordance with the requirements of 23 USC 134 and 49 USC Section 5303.


Based on our transportation planning regulatory requirements, our day-to-day involvement, and extensive review of technical analysis reports, and in accordance with the provisions of Section 134(h)(2)(B), Title 23 USC, FTA and FHWA find the financial information needed to support our fiscal constraint determination is complete.

Any questions concerning this conformity determination should be directed to Ms. Sandra Jackson, Community Planner of the FHWA District of Columbia Division, at (202) 493-7031 or Mr. Daniel Koenig, Community Planner of the FTA Region 3 Office, at (202) 366-8224.

Sincerely,



Terry Garcia Crews
Regional Administrator
Federal Transit Administration



Joseph C. Lawson
DC Division Administrator
Federal Highway Administration

Enclosure:
EPA Technical Support Documentation

cc: Kwame Arhin, FHWA, MD
Ivan Rucker, FHWA, VA
Ed Sundra, FHWA, VA

**UNITED STATES ENVIRONMENTAL PROTECTION AGENCY
REGION III
1650 Arch Street
Philadelphia, Pennsylvania 19103**

DATE:

SUBJECT: Technical Support Document for the Review of the 1997 8-Hour Ozone National Ambient Air Quality Standard (NAAQS), 2008 8-Hour Ozone NAAQS, and the 2015 8-Hour Ozone NAAQS Conformity Determinations for the Visualize 2045 Long Range Transportation Plan (LRTP) and the Fiscal Year (FY) 2021-2024 Transportation Improvement Program (TIP) for the Metropolitan Washington Region

FROM: Gregory A. Becoat **GREGORY BECOAT**
Planning & Implementation Branch (3AD30)
Digitally signed by GREGORY BECOAT
Date: 2020.05.05
08:52:54 -04'00'

TO: Administrative Record of the Environmental Protection Agency (EPA) Review of the 1997 8-Hour Ozone National Ambient Air Quality Standard (NAAQS), 2008 8-Hour Ozone NAAQS, and the 2015 8-Hour Ozone NAAQS Conformity Determinations for the Visualize 2045 Long Range Transportation Plan (LRTP) and the Fiscal Year (FY) 2021-2024 Transportation Improvement Program (TIP) for the Metropolitan Washington Region

THRU: Susan I. Spielberger, Chief **SUSAN SPIELBERGER**
Planning & Implementation Branch (3AD30)
Digitally signed by SUSAN SPIELBERGER
Date: 2020.05.05
09:39:26 -04'00'

I. Background

The purpose of this document is to review the 1997 8-hour ozone NAAQS, 2008 8-hour ozone NAAQS, and the 2015 8-hour ozone NAAQS Conformity Determinations of the FY 2021-2024 TIP and Visualize 2045 LRTP as prepared by the Metropolitan Washington Council of Governments, National Capital Region Transportation Planning Board (TPB). The purpose is to determine whether or not the conformity determinations meet the requirements of the Clean Air Act (CAA) and the applicable regulations promulgated thereunder at 40 CFR part 93. On April 24, 2020, EPA Region III received the Metropolitan Washington Region FY 2021-2024 TIP and Visualize 2045 LRTP conformity determinations from the District of Columbia Division of the United States Federal Highway Administration (FHWA).

The amendments to the FY 2021-2024 TIP and Visualize 2045 LRTP were completed in order to demonstrate that mobile source emissions for each analysis year of the long-range plan, adhere to

all nitrogen oxides (NO_x) and volatile organic compounds (VOCs) emissions budgets. The conformity determination was reviewed in accordance with the procedures and criteria of the Transportation Conformity Rule contained in 40 CFR part 93, sections 93.106, 93.108, 93.110, 93.111, 93.112, 93.113(b) and (c), and 93.118.

Transportation conformity is required under section 176(c) of the CAA to ensure that federally supported highway and transit projects, and other activities are consistent with (conform to) the purpose of the state implementation plan (SIP). The CAA requires federal actions in nonattainment and maintenance areas to “conform to” the goals of the SIP. This means that such actions will not cause or contribute to violations of a NAAQS; worsen the severity of an existing violation; or delay timely attainment of any NAAQS or any interim milestone. Actions involving FHWA or Federal Transit Administration (FTA) funding or approval are subject to the Transportation Conformity Rule (40 CFR part 93, subpart A). Under this rule, metropolitan planning organizations (MPOs) in nonattainment and maintenance areas coordinate with state air quality and transportation agencies (EPA, FHWA, and FTA) to demonstrate that their metropolitan transportation plans and TIPs conform to applicable SIPs. This is typically determined by showing that estimated emissions from existing and planned highway and transit systems are less than or equal to the motor vehicle emission budgets (MVEBs) contained in a SIP.

For the 1997 8-hour ozone NAAQS, EPA designated the Washington, DC-MD-VA as a moderate nonattainment area (April 30, 2004, 69 FR 23858). On February 7, 2013, EPA found adequate the 2009 Attainment and 2010 Contingency budgets included in the 2007 SIP, and the TPB was subsequently required to use those budgets to meet conformity requirements. These budgets were used to assess conformity of the Washington region’s transportation plans from 2013 through 2017.

For the 2008 8-hour ozone NAAQS, EPA designated the Washington, DC-MD-VA as a marginal nonattainment area on May 21, 2012 (77 FR 30088) with an effective date of July 20, 2012. For the 2015 8-hour ozone NAAQS, EPA designated the Washington, DC-MD-VA Area as a marginal nonattainment area on June 4, 2018 (83 FR 25776) with an effective date of August 3, 2018. The Washington Area currently has MVEBs for the 2008 8-hour ozone NAAQS. On August 8, 2018, EPA found that the 2014, 2025, and 2030 MVEBs for the ozone precursors NO_x and VOCs contained in the maintenance plan for the Washington, DC–MD–VA 2008 8-hour ozone NAAQS nonattainment area are adequate for conformity purposes. As a result of EPA’s finding, the Metropolitan Washington Region must use the NO_x and VOC MVEBs from the submitted maintenance plan in future conformity determinations. The maintenance plan includes two sets of NO_x and VOC MVEBs, shown in Table 1 and Table 2 below. The MVEBs shown in Table 1 will be the applicable motor vehicle emissions budgets for this transportation conformity determination. The MVEBs shown in Table 2 add a twenty percent (20%) transportation buffer to the mobile emissions inventory projections for NO_x and VOC in 2025 and 2030. The MVEBs shown in Table 2 that include a transportation buffer will be used only as needed in situations where the conformity analysis must be based on different data, models, or planning assumptions, including, but not limited to, updates to demographic, land use, or project-related assumptions, than were used to create the first set of MVEBs in the maintenance plan (Table 1). The technical

analyses used to demonstrate compliance with the MVEBs and the need, if any, to use transportation buffers will be fully documented in the conformity analysis and follow the TPB’s interagency consultation procedures.

Table 1: Tier 1 Mobile Budgets for the Metropolitan Washington Region.¹

Year	NOx On-Road Emissions tons per day (tpd)	VOC On-Road Emissions (tpd)
Attainment Year 2014 Emissions & Budget	136.8	61.3
Intermediate Year 2025 Emission & Budget	40.7	33.2
Final Year 2030 Emission & Budget	27.4	24.1

Table 2: Tier 2 Mobile Budgets for the Metropolitan Washington Region.¹

Year	NOx On-Road Emissions (tpd)	VOC On-Road Emissions (tpd)
Attainment Year 2014 Emissions & Budget	136.8	61.3
Predicted 2025 Emission	40.7	33.2
Transportation Buffer	8.1	6.6
Intermediate Year 2025 Budget	48.8	39.8
Predicted 2030 Emission	27.4	24.1
Transportation Buffer	5.5	4.8
Final Year 2030 Budget	32.9	28.9

On December 17, 2004, EPA designated the Washington, DC-MD-VA Area as a nonattainment area for the 1997 annual particulate matter (PM_{2.5}) NAAQS. On January 12, 2009 (74 FR 1146), EPA determined that the entire Washington Area had attained the 1997 annual PM_{2.5} standard, based on ambient air quality monitoring data. The District Department of the Environment (DDOE), the Maryland Department of the Environment (MDE), and the Virginia Department of Environmental Quality (VADEQ) submitted a redesignation request and maintenance plan on the following dates: June 3, 2013 (DDOE & VADEQ), and July 10, 2013 (MDE). On October 6, 2014 (79 FR 60081), EPA approved the maintenance plan which was developed by DC, Maryland, and Virginia which included MVEBs for years 2017 and 2025 for NO_x and PM_{2.5}. The MVEBs for 2017 are 41,709 tons/year of NO_x and 1,787 tons/year of PM_{2.5}. The MVEBs for 2025 are 27,400 tons/year of NO_x and 1,350 tons/year of PM_{2.5}. On August 24, 2016 (81 FR 58010), EPA published a final rulemaking notice revoking the 1997 annual PM_{2.5} NAAQS for transportation conformity purposes, effective October 24, 2016. As of October 24, 2016, the TPB no longer needs to demonstrate conformity to the 1997 annual PM_{2.5} NAAQS.

¹ The MVEBS with transportation buffers will be used only as needed in situations where the conformity analysis must be based on different data, models, or planning assumptions, including but not limited to updates to demographic, land use, or project-related assumptions, than were used to create the first set of MVEBs in the maintenance plan.

Currently, the Washington, DC-MD-VA Area is attaining the carbon monoxide (CO) NAAQS and submitted a ten-year maintenance plan with MVEBs covering the period 1996-2007. EPA approved the maintenance plan and the associated MVEBs effective March 16, 1996 (January 30, 1996, 96 FR 1104). The Washington, DC-MD-VA Area submitted the required revised second ten-year maintenance plan with MVEBs covering through March 2016. EPA approved the second 10-year maintenance plan and MVEBs on April 4, 2005 (70 FR 16958); consequently, after March 2016, the TPB no longer needs to demonstrate conformity to the CO NAAQS.

II. Review of the MOVES2014b Modeling Completed for the Air Quality Conformity Determinations

To run the MOVES2014b model, a run specification (hereafter referred to as “RunSpec”) must be created so that appropriate parameters are selected for the modeling run. The RunSpecs were reviewed against the following EPA guidance document: “MOVES2014 and 2014a Technical Guidance: Using MOVES to Prepare Emissions Inventories for State Implementation Plans and Transportation Conformity” (EPA’s MOVES2014 guidance). This document provides guidance on the use of the MOVES model to develop inventories for SIPs as well as analysis of emissions for transportation conformity determinations.

TPB submitted emissions analyses for the years 2019, 2021, 2025, 2030, 2040, and 2045. MOVES2014b was utilized to produce emissions for each of the years and NAAQS analyzed. Table 1 presents the parameters that were reviewed for the RunSpec and each parameter’s respective component in the submittal. The RunSpec parameters only differ in the selection of the county for each NAAQS; therefore, Table 3 presents the selections made for all counties for the Ozone NAAQS and PM_{2.5} NAAQS. The RunSpec for the years 2019, 2021, 2025, 2030, 2040, and 2045 were reviewed and found to have followed applicable EPA guidance provided in EPA’s MOVES2014 guidance.

Table 3. RunSpec Reviews for the Ozone NAAQS for Years 2019, 2021, 2025, 2030, 2040, and 2045 for the Metropolitan Washington Region.

Domain/Scale	County scale was selected. This is acceptable for the regional emissions analyses.
Calculation Type	Inventory was selected which is acceptable for a regional emissions analysis.
Time Aggregation Level	Hour was selected. Selection of hourly time aggregation level is necessary for regional emissions analyses.
Calendar Year of Evaluation	The appropriate calendar year was selected for each RunSpec. MOVES2014b can model years 1990 and 1999-2050.
Month of Evaluation	July was selected to represent a typical summer month.
Type of Day of Evaluation	Weekdays were selected.
Hours of Evaluation	Starting and ending hours create a whole day (from 0-24 hours).
Geographic Bounds	The appropriate county was selected for each run.

Vehicles/Equipment: On-Road Vehicle Equipment	Appropriate combinations of fuels and source use types were made.
Road Type	Selection included all necessary road types.
Pollutants and Processes	NO _x , non-methane hydrocarbons, total gaseous hydrocarbons, and VOCs were selected.
On-Road Retrofits	N/A
Rate of Progress (ROP)	N/A
Output Database/Unit Selection	Mass units selected to be grams; energy units selected to be million British Thermal Units (BTU); distance units selected to be miles.
Output Emission Detail in Emission Rate Calculations	Emission detail was selected via user preference which is acceptable because user preference does not affect the modeling outcome.
Advanced Performance Features	N/A

III. EPA's Evaluation

For MVEBs to be approvable, they must meet, at a minimum, EPA's adequacy criteria found at 40 CFR 93.118(e)(4). EPA's adequacy criteria are: (1) the submitted control strategy implementation plan was endorsed by the Governor or designee and was subject to a state public hearing; (2) consultation among federal, state, and local agencies occurred; full implementation plan documentation was provided to EPA; and EPA's stated concerns, if any, were addressed before the control strategy implementation plan was submitted; (3) the MVEBs are clearly identified and precisely quantified; (4) the MVEBs, when considered together with all other emissions sources, are consistent with applicable requirements for maintenance; (5) the MVEBs are consistent with and clearly related to the emissions inventory and the control measures in the submitted control strategy implementation plan; and (6) revisions to previously submitted maintenance plans explain and document any changes to previously submitted budgets and control measures, impacts on point and area source emissions, any changes to established safety margins, and reasons for the changes (including the basis for any changes related to emission factors or estimates of vehicle miles traveled).

For all areas where transportation conformity applies, Table 1 – Conformity Criteria, found in 40 CFR 93.109(b), lists the conformity criteria that apply for transportation plans, TIPs, and projects in 40 CFR 93.110 through 93.119. A transportation plan or TIP conformity determination must include a regional emissions analysis that meets the requirements of 40 CFR 93.122. This regional emissions analysis must use the latest planning assumptions (40 CFR 93.110); use the latest emissions model (40 CFR 93.111); and pass the appropriate conformity test – the budget test and/or the interim emissions test(s) (40 CFR 93.118 and 93.119). In addition, other requirements must be met and documented in the transportation plan and TIP conformity determination including interagency consultation and public participation (40 CFR 93.112) and timely implementation of Transportation Control Measures (TCMs) in approved SIPs (40 CFR 93.113).

Table 4 below demonstrates how the document prepared by TPB MPO satisfies the requirements for conformity determinations.

Table 4. EPA’s Evaluation of the Conformity Determination of the Plan Submitted by the District of Columbia Division Office of the Federal Highway Administration on Behalf of TPB to EPA on April 24, 2020.			
CRITERIA APPLICABLE TO PLAN AND/OR TIP			
SECTION OF 40 CFR PART 93	CRITERIA	Y/N	COMMENTS
93.106(a)(1)	Are the horizon years correct?	Y	The years chosen for the 1997 8-hour ozone NAAQS, 2008 8-hour ozone NAAQS, and 2015 8-hour ozone NAAQS conformity analyses are appropriate horizon years based on 40 CFR 93.118 (Criteria and procedures: Motor vehicle emissions budget).
93.106(a)(2)(i)	Does the plan quantify and document the demographic and employment factors influencing transportation demand?	Y	The conformity determination summarized: population, employment, and household data for the Metropolitan Washington, DC area which was utilized in this analysis. These forecasts were based upon the Cooperative Forecasts Round 9.1a.
93.106(a)(2)(ii)	Is the highway and transit system adequately described in terms of the regionally significant additions or modifications to the existing transportation network which the transportation plan envisions to be operational in the horizon years?	Y	Appendix B of the Air Quality Conformity Analysis document includes regionally significant additions or modification projects. The project list includes transit, highway, and high occupancy vehicle (HOV)/high occupancy toll (HOT) projects.
93.108	Is the transportation plan fiscally constrained?	Y	EPA is deferring to TPB and the State of Maryland, the Commonwealth of Virginia, and the District of Columbia transportation agencies who have determined that the plan is fiscally constrained.

93.110	<p>Is the conformity determination based upon the latest planning assumptions?</p> <p>(a) Is the conformity determination, with respect to all other applicable criteria in 40 CFR §§93.111 - 93.119, based upon the most recent planning assumptions in force at the time of the conformity determination?</p> <p>(b) Are the assumptions derived from the estimates of current and future population, employment, travel, and congestion most recently developed by the MPO or other designated agency and is the conformity based upon the latest assumptions about current and future background concentrations?</p> <p>(c) Are any changes in the transit operating policies (including fares and service levels) and assumed transit ridership discussed in the determination?</p> <p>(d) Does the conformity determination include reasonable assumptions about transit service and increases in transit fares and road and bridge tolls over time?</p> <p>(e) Does the conformity determination use the latest existing information regarding the effectiveness of Transportation Control Measures (TCMs) and other implementation plan measures which have already been implemented?</p>	<p>Y</p> <p>Y</p> <p>Y</p> <p>Y</p>	<p>(a & b) The latest planning assumptions have been utilized. The latest planning assumptions include the Cooperative Forecasts Round 9.1a, which includes forecasts for population and employment data. The latest travel time changes were used in the travel demand model version 2.3.78.</p> <p>(c) Charges made by each transit provider as well as updated charges were used for future analyses and are located in Appendix B of the conformity document.</p> <p>(d) Reasonable assumptions are discussed in Appendix B of the conformity determination document</p> <p>(e) All of the TCMs listed in the 1-hour and 8-hour ozone SIPs for the Metropolitan Washington, DC area were implemented. The latest information regarding TCMs and other implementation plan measures effectiveness has been used.</p>
--------	---	-------------------------------------	---

	(f) Are key assumptions specified and included in the draft documents and supporting materials used for the interagency and public consultation required by 40 CFR §93.105?	Y	(f) Supporting documents are provided in the conformity determination document. This document was available for interagency consultation and public consultation.
93.111	Is the conformity determination based upon the latest emissions model?	Y	This conformity determination used MOVES2014b, which is the latest emissions model.
93.112	Did the MPO make the conformity determination according to the consultation procedures of the conformity rule or the state's conformity SIP?	Y	<p>Consultation procedures were followed in accordance with the TPB consultation procedures. These procedures are based on the procedures of the state conformity SIP.</p> <p>Interagency Consultation: The TPB has consulted with all appropriate agencies. This includes the District of Columbia Department of the Environment, Maryland Department of the Environment, Maryland Department of Transportation, Maryland Office of Planning, Virginia Department of Environmental Quality, Virginia Department of Transportation, Federal Highway Administration, EPA, and county representatives of the counties of the Metropolitan Washington, DC area.</p> <p>Public Consultation: The TPB has provided opportunities for public comment on the Conformity Determination. On January 31, 2020, the TPB released for public comment for 30 days, the draft air conformity analysis for the TIP and CLRP. On March 18, 2020, the TPB responded to comments received during the public comment period and approved the air quality conformity analysis of the Visualize 2045 plan and FY 2021-2024 TIP.</p>
93.113(b) and 93.113(c)	Are TCM's being implemented in a timely manner.	Y	All the TCMs listed in the 1-hour and 8-hour ozone SIPs for the Metropolitan Washington, DC area were implemented. The latest information regarding TCMs and other implementation plan measures effectiveness has been used.

			Documentation regarding the timely implementation of each project was included as Attachment G of the Conformity Analysis document.																																				
93.118	For areas with SIP Budgets: Does the Transportation Plan and/or TIP meet the required emission reduction test?	Y	<p>On August 8, 2018, EPA declared adequate the mobile emissions budgets for the years 2014, 2025, and 2030 MVEBs for the ozone precursors NO_x and VOCs contained in the maintenance plan for the Washington, DC–MD–VA 2008 8-hour ozone NAAQS. Therefore, these mobile budgets are the applicable budgets to be used in the conformity determinations for the 1997 8-hour ozone NAAQS, 2008 8-hour ozone NAAQS, and the 2015 8-hour ozone NAAQS and are in tons/day (tpd).</p> <table border="0"> <tr> <td><u>2014 Budgets:</u></td> <td><u>2019 Analysis:</u></td> </tr> <tr> <td>61.3 tpd (VOC)</td> <td>42.9 tpd (VOC)</td> </tr> <tr> <td>136.8 tpd (NO_x)</td> <td>76.0 tpd (NO_x)</td> </tr> <tr> <td><u>2014 Budgets:</u></td> <td><u>2021 Analysis:</u></td> </tr> <tr> <td>61.3 tpd (VOC)</td> <td>38.4 tpd (VOC)</td> </tr> <tr> <td>136.8 tpd (NO_x)</td> <td>61.2 tpd (NO_x)</td> </tr> <tr> <td><u>2025 Budgets:</u></td> <td><u>2025 Analysis:</u></td> </tr> <tr> <td>39.8 tpd (VOC)</td> <td>34.2 tpd (VOC)</td> </tr> <tr> <td>48.8 tpd (NO_x)</td> <td>42.5 tpd (NO_x)</td> </tr> <tr> <td><u>2030 Budgets:</u></td> <td><u>2030 Analysis:</u></td> </tr> <tr> <td>28.9 tpd (VOC)</td> <td>24.2 tpd (VOC)</td> </tr> <tr> <td>32.9 tpd (NO_x)</td> <td>27.8 tpd (NO_x)</td> </tr> <tr> <td><u>2030 Budgets:</u></td> <td><u>2040 Analysis:</u></td> </tr> <tr> <td>28.9 tpd (VOC)</td> <td>18.2 tpd (VOC)</td> </tr> <tr> <td>32.9 tpd (NO_x)</td> <td>19.1 tpd (NO_x)</td> </tr> <tr> <td><u>2030 Budgets:</u></td> <td><u>2045 Analysis:</u></td> </tr> <tr> <td>28.9 tpd (VOC)</td> <td>18.3 tpd (VOC)</td> </tr> <tr> <td>32.9 tpd (NO_x)</td> <td>19.4 tpd (NO_x)</td> </tr> </table> <p>The transportation plan and TIP meet the emission reduction test because the MVEBs for the analysis years 2019, 2021, 2025, 2030, 2040, and 2045 are lower than the applicable SIP approved MVEBs.</p>	<u>2014 Budgets:</u>	<u>2019 Analysis:</u>	61.3 tpd (VOC)	42.9 tpd (VOC)	136.8 tpd (NO _x)	76.0 tpd (NO _x)	<u>2014 Budgets:</u>	<u>2021 Analysis:</u>	61.3 tpd (VOC)	38.4 tpd (VOC)	136.8 tpd (NO _x)	61.2 tpd (NO _x)	<u>2025 Budgets:</u>	<u>2025 Analysis:</u>	39.8 tpd (VOC)	34.2 tpd (VOC)	48.8 tpd (NO _x)	42.5 tpd (NO _x)	<u>2030 Budgets:</u>	<u>2030 Analysis:</u>	28.9 tpd (VOC)	24.2 tpd (VOC)	32.9 tpd (NO _x)	27.8 tpd (NO _x)	<u>2030 Budgets:</u>	<u>2040 Analysis:</u>	28.9 tpd (VOC)	18.2 tpd (VOC)	32.9 tpd (NO _x)	19.1 tpd (NO _x)	<u>2030 Budgets:</u>	<u>2045 Analysis:</u>	28.9 tpd (VOC)	18.3 tpd (VOC)	32.9 tpd (NO _x)	19.4 tpd (NO _x)
<u>2014 Budgets:</u>	<u>2019 Analysis:</u>																																						
61.3 tpd (VOC)	42.9 tpd (VOC)																																						
136.8 tpd (NO _x)	76.0 tpd (NO _x)																																						
<u>2014 Budgets:</u>	<u>2021 Analysis:</u>																																						
61.3 tpd (VOC)	38.4 tpd (VOC)																																						
136.8 tpd (NO _x)	61.2 tpd (NO _x)																																						
<u>2025 Budgets:</u>	<u>2025 Analysis:</u>																																						
39.8 tpd (VOC)	34.2 tpd (VOC)																																						
48.8 tpd (NO _x)	42.5 tpd (NO _x)																																						
<u>2030 Budgets:</u>	<u>2030 Analysis:</u>																																						
28.9 tpd (VOC)	24.2 tpd (VOC)																																						
32.9 tpd (NO _x)	27.8 tpd (NO _x)																																						
<u>2030 Budgets:</u>	<u>2040 Analysis:</u>																																						
28.9 tpd (VOC)	18.2 tpd (VOC)																																						
32.9 tpd (NO _x)	19.1 tpd (NO _x)																																						
<u>2030 Budgets:</u>	<u>2045 Analysis:</u>																																						
28.9 tpd (VOC)	18.3 tpd (VOC)																																						
32.9 tpd (NO _x)	19.4 tpd (NO _x)																																						

IV. CONCLUSION

Pursuant to FHWA’s April 24, 2020 request, EPA has reviewed the 1997 8-hour ozone NAAQS, 2008 8-hour ozone NAAQS, and the 2015 8-hour ozone NAAQS conformity determinations for the FY 2021-2024 TIP and Visualize 2045 LRTP prepared by the Metropolitan Washington Council of

Governments, National Capital Region TPB for the Washington DC-MD-VA Area. EPA has determined that the conformity determinations for the 1997 8-hour ozone NAAQS, 2008 8-hour ozone NAAQS, and the 2015 8-hour ozone NAAQS for the Washington DC-MD-VA Area meet the requirements of the CAA and the applicable regulations promulgated at 40 CFR part 93 as long as FHWA determines that the TIP and plan demonstrate fiscal constraint.



U.S. Department
of Transportation

Federal Transit Administration
Region III
1835 Market, Suite 500
Philadelphia, PA 19103
215-656-7100
215-656-7260 (fax)

Federal Highway Administration
Virginia Division
400 N. 8th Street, Suite 750
Richmond, VA 23219
Phone: 804-775-3320
804-775-3356 (fax)

July 13, 2020

Mr. Stephen Brich
Commissioner
Virginia Department of Transportation
1401 East Broad Street
Richmond, Virginia 23219

**Re: Joint FHWA/FTA Conformity Finding for the 1997 8-hour ozone standard;
Fredericksburg, Virginia**

Dear Mr. Brich:

The Federal Highway Administration (FHWA) and Federal Transit Administration (FTA) are responsible for ensuring that transportation plans, programs and projects meet the requirements of the Clean Air Act (CAA). With passage of the 1990 CAA Amendments, transportation plans, programs and projects that are developed, funded or proposed under 23 USC or the Federal Transit Act in areas designated nonattainment with the National Ambient Air Quality Standard (NAAQS) for ozone must demonstrate conformity with the standard in accordance with Section 176(c) of the CAA as amended. Previously, Fredericksburg was designated a nonattainment area under the 1997 8-hour ozone standard and later a maintenance area before being designated an attainment area under the 2008 8-hour ozone standard. The area is currently in attainment for all standards including the 2015 ozone standard. In February 2018, the D.C. Circuit Court issued a decision in *South Coast Air Quality Management District v. EPA* which impacted areas like Fredericksburg that had been designated nonattainment and/or maintenance under the 1997 ozone standard but designated attainment under the 2008 ozone standard. One of those impacts is that new, updated, or amended Transportation Improvement Programs (TIP) and Long Range Transportation Plans must demonstrate conformity in keeping with the anti-backsliding requirements associated with the revocation of the 1997 ozone standard.

On June 3, 2020, FHWA transmitted a copy of the final Regional Conformity Report prepared for the Fredericksburg Area Metropolitan Planning Organization's (FAMPO) FY 2021-2024 TIP demonstrating conformity to the 1997 8-hour ozone standard. The conformity report was prepared in accordance with EPA's November 24, 1993, Final Rule on Criteria and Procedures for Determining Conformity, subsequent rulemakings related to ozone, and guidance issued by EPA in November 2018 for areas affected by the February 2018 South Coast court decision. EPA has completed their review and by email dated June 22, 2020 they concurred that the FAMPO FY 2021-2024 TIP Conformity Determination submittal for the 1997 8-hour ozone conformity analyses for Transportation Plans, Programs, and Projects meets the requirements of its South Coast guidance; specifically, it addresses 1) the latest planning assumptions; 2) consultation; 3) timely implementation of transportation control measures; and 4) fiscal constraint.


FHWA and FTA therefore find that the Conformity Determination submittal for the FY 2021-2024 TIP for the Fredericksburg 1997 8-hour Ozone Area demonstrates conformity as prescribed by EPA's Transportation Conformity Rule (40 CFR Part 93) and subsequent amendments and guidance. This letter represents that joint conformity finding. Based on our transportation planning regulatory requirements (23 USC 134 and 49 USC 5303), our day-to-day involvement, and extensive review of technical analysis reports, FTA and FHWA find the financial information needed to support our fiscal constraint determination is complete.

If you have any questions or need additional information, please contact Ivan Rucker, FHWA-Virginia Division, at (804) 775-3350 or Ryan Long, FTA Region III, at (215) 656-7051.

Sincerely,



Terry Garcia Crews
Regional Administrator
Federal Transit Administration



Thomas Nelson
Division Administrator
Federal Highway Administration

cc: Ms. Linda Millsaps, FAMPO/GWRC (via e-mail)
Ms. Marsha Fiol, VDOT (via email)
Mr. James Ponticello, VDOT (via email)
Mr. Ivan Rucker, FHWA (via email)
Ms. Kathleen Zubrzycki, FTA (via e-mail)
Mr. Gregory Becoat, EPA (via email)
Ms. Susan Spielberger, EPA (via e-mail)



U.S. Department
of Transportation

Federal Transit Administration
Region III
1835 Market, Suite 500
Philadelphia, PA 19103
215-656-7100
215-656-7260 (fax)

Federal Highway Administration
Virginia Division
400 N. 8th Street, Suite 750
Richmond, VA 23219
Phone: 804-775-3320
804-775-3356 (fax)

July 13, 2020

Mr. Stephen Brich
Commissioner
Virginia Department of Transportation
1401 East Broad Street
Richmond, Virginia 23219

Re: Joint FHWA/FTA Conformity Finding for the 1997 8-hour ozone standard; Hampton Roads, Virginia

Dear Mr. Brich:


The Federal Highway Administration (FHWA) and Federal Transit Administration (FTA) are responsible for ensuring that transportation plans, programs and projects meet the requirements of the Clean Air Act (CAA). With passage of the 1990 CAA Amendments, transportation plans, programs and projects that are developed, funded or proposed under 23 USC or the Federal Transit Act in areas designated nonattainment with the National Ambient Air Quality Standard (NAAQS) for ozone must demonstrate conformity with the standard in accordance with Section 176(c) of the CAA as amended. Previously, Hampton Roads was designated a nonattainment area under the 1997 8-hour ozone standard and later a maintenance area before being designated an attainment area under the 2008 8-hour ozone standard. The area is currently in attainment for all standards including the 2015 8-hour ozone standard. In February 2018, the D.C. Circuit Court issued a decision in *South Coast Air Quality Management District v. EPA* which impacted areas like Hampton Roads that had been designated nonattainment and/or maintenance under the 1997 ozone standard but designated attainment under the 2008 ozone standard. One of those impacts is that new, updated, or amended Transportation Improvement Programs (TIP) and Long Range Transportation Plans (LRTP) must demonstrate conformity in keeping with the anti-backsliding requirements associated with the revocation of the 1997 ozone standard.

On May 28, 2020 FHWA transmitted a copy of the final Regional Conformity Report prepared for the Hampton Roads Transportation Planning Organization's (HRTPO) FY 2021-2024 TIP and FY 2040 LRTP demonstrating conformity to the 1997 8-hour ozone standard. The conformity report was prepared in accordance with EPA's November 24, 1993, Final Rule on Criteria and Procedures for Determining Conformity, subsequent rulemakings related to ozone, and guidance issued by EPA in November 2018 for areas affected by the February 2018 South Coast court decision. EPA has completed their review and by email dated June 22, 2020 they concurred that the HRTPO 2040 LRTP and FY 2021-2024 TIP Conformity Determination submittal for the 1997 8-hour ozone conformity analyses for Transportation Plans, Programs, and Projects meets the requirements of its South Coast guidance; specifically, it addresses 1) the latest planning


assumptions; 2) consultation; 3) timely implementation of transportation control measures; and 4) fiscal constraint.

FHWA and FTA therefore find that the Conformity Determination submittal for the FY 2021-2024 TIP and FY 2040 LRTP for the Hampton Roads 1997 8-hour Ozone Area demonstrates conformity as prescribed by EPA's Transportation Conformity Rule (40 CFR Part 93) and subsequent amendments and guidance. This letter represents that joint conformity finding. Based on our transportation planning regulatory requirements (23 USC 134 and 49 USC 5303), our day-to-day involvement, and extensive review of technical analysis reports, FTA and FHWA find the financial information needed to support our fiscal constraint determination is complete.

If you have any questions or need additional information, please contact Ivan Rucker, FHWA-Virginia Division, at (804) 775-3350 or Ryan Long, FTA Region III, at (215) 656-7051.



Terry Garcia Crews
Regional Administrator
Federal Transit Administration



Thomas Nelson
Division Administrator
Federal Highway Administration

- cc: Mr. Robert Crum, Jr., HRTPO (via e-mail)
Ms. Marsha Fiol, VDOT (via email)
Mr. James Ponticello, VDOT (via email)
Mr. Ivan Rucker, FHWA (via email)
Ms. Kathleen Zubrzycki, FTA (via e-mail)
Mr. Gregory Becoat, EPA (via email)
Ms. Susan Spielberger, EPA (via e-mail)



U.S. Department
of Transportation

Federal Transit Administration
Region III
1835 Market, Suite 500
Philadelphia, PA 19103
215-656-7100
215-656-7260 (fax)

Federal Highway Administration
Virginia Division
400 N. 8th Street, Suite 750
Richmond, VA 23219
Phone: 804-775-3320
804-775-3356 (fax)

July 13, 2020

Mr. Stephen Brich
Commissioner
Virginia Department of Transportation
1401 East Broad Street
Richmond, Virginia 23219

Re: Joint FHWA/FTA Conformity Finding for the 1997 8-hour ozone standard; Richmond and Petersburg, Virginia

Dear Mr. Brich:

The Federal Highway Administration (FHWA) and Federal Transit Administration (FTA) are responsible for ensuring that transportation plans, programs and projects meet the requirements of the Clean Air Act (CAA). With passage of the 1990 CAA Amendments, transportation plans, programs and projects that are developed, funded or proposed under 23 USC or the Federal Transit Act in areas designated nonattainment with the National Ambient Air Quality Standard (NAAQS) for ozone must demonstrate conformity with the standard in accordance with Section 176(c) of the CAA as amended. Previously, the Richmond-Petersburg Area was designated a nonattainment area under the 1997 8-hour ozone standard and later a maintenance area before being designated an attainment area under the 2008 8-hour ozone standard. The area is currently in attainment for all standards including the 2015 8-hour ozone standard. In February 2018, the D.C. Circuit Court issued a decision in *South Coast Air Quality Management District v. EPA* which impacted areas like the Richmond-Petersburg Area that had been designated nonattainment and/or maintenance under the 1997 ozone standard but designated attainment under the 2008 ozone standard. One of those impacts is that new, updated, or amended Transportation Improvement Programs (TIPs) and Long Range Transportation Plans (LRTPs) must demonstrate conformity in keeping with the anti-backsliding requirements associated with the revocation of the 1997 ozone standard.

On June 16, 2020, FHWA electronically transmitted a copy of the final Regional Conformity Report prepared for the FY 2021-2024 TIPs and FY 2040 LRTPs prepared by the Richmond Regional Transportation Planning Organization (RRTPO) and Tri-Cities Area Metropolitan Planning Organization (TCAMPO) for the 1997 8-hour ozone standard. The conformity report was prepared in accordance with EPA's November 24, 1993, Final Rule on Criteria and Procedures for Determining Conformity, subsequent rulemakings related to ozone, and guidance issued by EPA in November 2018 for areas affected by the February 2018 South Coast court decision. EPA has completed their review and by email dated June 22, 2020 they concurred that the RRTPO and TCAMPO 2040 LRTP and FY 2021-2024 TIP Conformity Determination submittal for the 1997 8-hour ozone conformity analyses for Transportation Plans, Programs, and


**Re: Joint FHWA/FTA Conformity Finding for the 1997 8-hour ozone standard; Page 2
Richmond and Petersburg, Virginia**

Projects meets the requirements of its South Coast guidance; specifically, it addresses 1) the latest planning assumptions; 2) consultation; 3) timely implementation of transportation control measures; and 4) fiscal constraint.

FHWA and FTA therefore find that the Conformity Determination submittal for the FY 2021-2024 TIPs and FY 2040 LRTPs for the Richmond-Petersburg 1997 Ozone Area demonstrates conformity as prescribed by EPA's Transportation Conformity Rule (40 CFR Part 93) and subsequent amendments and guidance. This letter represents that joint conformity finding. Based on our transportation planning regulatory requirements (23 USC 134 and 49 USC 5303), our day-to-day involvement, and extensive review of technical analysis reports, FTA and FHWA find the financial information needed to support our fiscal constraint determination is complete.

If you have any questions or need additional information, please contact Ivan Rucker, FHWA-Virginia Division, at (804) 775-3350 or Ryan Long, FTA Region III, at (215) 656-7051.

Sincerely,



Terry Garcia Crews
Regional Administrator
Federal Transit Administration



Thomas Nelson
Division Administrator
Federal Highway Administration

cc: Mr. Chet Parsons, RRTPO (via email)
Mr. Ron Svejkovsky, TCAMPO (via e-mail)
Ms. Marsha Fiol, VDOT (via email)
Mr. James Ponticello, VDOT (via email)
Mr. Ivan Rucker, FHWA (via email)
Ms. Kathleen Zubrzycki, FTA (via e-mail)
Mr. Gregory Becoat, EPA (via email)
Ms. Susan Spielberg, EPA (via e-mail)

APPENDIX F

Performance Based Planning and Programming

Appendix F: Performance-Based Planning and Programming

In accordance with the requirements of MAP-21 and FAST Act, Virginia has established performance targets in the areas of safety, asset management, and system performance. The performance targets were developed in collaboration with DRPT, Virginia's MPOs and PDCs, as well as other agencies within the Commonwealth and were first reported in Virginia's 2018 Baseline Performance Report, submitted to FHWA in September 2018. This appendix outlines the federal performance measures as well as Virginia's performance targets for each of the measures.

All federal performance measures included in this appendix are connected to VTrans, Virginia's long-range multimodal plan, which provides the overarching vision, goals, objectives, and guiding principles for transportation in the Commonwealth. VTrans identifies the most critical transportation needs in Virginia using a data-driven approach that considers highway system performance measures and targets in addition to other performance indicators. Virginia's long-range multimodal plan also provides direction to state and regional transportation agencies on strategies and policies to be incorporated into their plans and programs. The most recent approved long-range multimodal plan is VTrans2040. The newest update of VTrans is currently under development.

Virginia will report on its 2-year progress and any adjusted 4-year targets in the federally required Mid Performance Period Progress Report to FHWA, due October 1, 2020.

Safety Performance Measures

Performance Measures and Targets

Virginia has established safety performance objectives as published in [Virginia's 2017 - 2021 Strategic Highway Safety Plan \(SHSP\)](#) and, starting in 2017, annual targets in the Highway Safety Improvement Program (HSIP) Annual Report. The SHSP performance measures and objectives are indicated in Table 4 below.

Table 4: 2017 – 2021 SHSP Safety Performance Measures and Objectives

	Performance Measure	Per Year Reduction
1	Number of Fatalities	2%
2	Rate of Fatalities per 100 Million Vehicle Miles Traveled	3%
3	Number of Serious Injuries	5%
4	Rate of Serious Injuries per 100 Million Vehicle Miles Traveled	7%
5	Number of Non-Motorized Fatalities and Non-Motorized Serious Injuries	4%

For safety performance measures 1, 2, and 3, annual targets are developed collaboratively by the Department of Motor Vehicles (DMV) Highway Safety Office (HSO) and VDOT HSIP staff.¹ The DMV HSO includes these measures in their Highway Safety Plan (HSP) submitted to the National Highway Traffic Safety Administration (NHTSA) every June.

Virginia's transportation policy board, the CTB, approves all five annual targets; VDOT includes these targets in the HSIP Annual Report submitted to FHWA each August. Within 180 days of VDOT's HSIP Annual Report submission to FHWA, MPOs must indicate their support of the state targets or submit to the State their unique regional targets for one or more of the safety measures.

VDOT recently developed a Virginia-specific statistical model using state-specific data sources to aid in target setting. The predictive methodology controls for influences outside the state's control (e.g., regional snowfall) and includes impacts of behavioral and infrastructural investments. This new approach was first incorporated into the CTB-approved 2020 safety performance targets. With this greater understanding of the crash data and the adopted targets,

¹ It is a federal requirement that safety performance measures 1, 2, and 3 are identical targets for NHTSA's Highway Safety Grants Program and FHWA's Highway Safety Improvement Program. This requirement allows States to align their safety performance targets and work in a collaborative manner to achieve the targets.

the CTB recently adopted board policy to modify its HSIP investment strategy to achieve improved outcomes.

The 2021 annual safety performance targets approved by the CTB in June 2020 are included in Table 5 below. These targets and interim-year predictions are used to calculate the five-year average measures that are required to be submitted to NHTSA (HSP) and FHWA (HSIP).

Table 5: 2021 Safety Performance Targets

	Performance Measure	2021 Targets
1	Number of Fatalities	898
2	Rate of Fatalities per 100 Million Vehicle Miles Travelled	1.012
3	Number of Serious Injuries	7385
4	Rate of Serious Injuries per 100 Million Vehicle Miles Travelled	8.325
5	Number of Non-Motorized Fatalities and Non-Motorized Serious Injuries	750

Connection to Other Performance-Based Planning Documents

The federally required SHSP, a five-year multi-agency comprehensive plan focused on reducing fatalities and serious injuries on all public roads, serves as the coordinating document for other plans and programs that involve traffic safety. This coordination involves VTrans, the metropolitan transportation plans (MTP), and three plans that implement parts of the SHSP – the HSP, the HSIP, and the Commercial Vehicle Safety Plan (CVSP). This integration is important for improving overall safety coordination amongst various partners and leads to more comprehensive transportation safety planning.

Safety and performance management is included in the VTrans Vision, Goals & Objectives, and Guiding Principles:

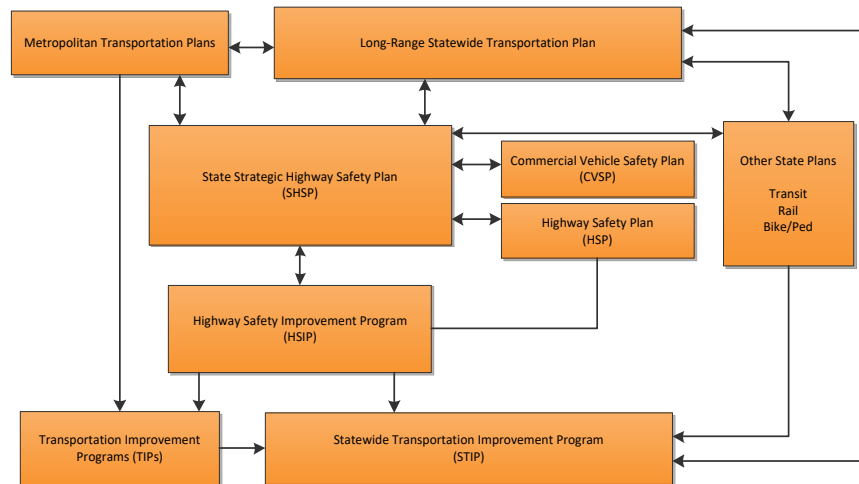
- Guiding Principle 2: Ensure Safety, Security, and Resiliency – Provide a transportation system that is safe for all users, responds immediately to short-term shocks such as weather events or security emergencies, and adapts effectively to long-term stressors such as sea level rise.
- Guiding Principle 5: Ensure Transparency and Accountability, and Promote Performance Management – work openly with partners and engage stakeholders in project development and implementation, and establish performance targets that consider the needs of all communities, measure progress towards targets, and to adjust programs and policies as necessary to achieve the established targets.

- Goal C: Safety for All Users – provide a safe transportation system for passengers and goods on all travel modes.
 - Objectives:
 - Reduce the number and rate of motorized fatalities and serious injuries.
 - Reduce the number of non-motorized fatalities and injuries.

MTPs are similar to VTrans however an MTP covers a specific metropolitan planning area. MTPs include goals and objectives for their respective areas/regions and identify strategies for advancing long-term transportation investments in a specific region.

The HSP is an annual plan to address highway user behaviors that will improve safety through education and enforcement campaigns. The HSP and associated NHTSA grants are administered through DMV’s HSO. Furthermore, each year Virginia State Police (VSP) submits a CVSP to the Federal Motor Carrier Safety Administration (FMCSA) as a requirement of obtaining related enforcement grants.

The relationship between the various plans and programs is shown below:



Projects in the STIP are directly linked to the safety objectives outlined in the SHSP through the strategies and actions that are priorities in Virginia.

Funding for Safety Projects

Safety-targeted improvements are implemented through HSIP projects. Each year Virginia is allocated approximately \$55 million for HSIP and \$5 million for Railway Grade Crossing improvements with an additional 10 percent match of state funds. Virginia is also subject to a Penalty Transfer provision, Section 154 of Title 23, U.S.C., “Open Container,” such that 2.5% of National Highway Performance Program (NHPP) and Surface Transportation Block Grant (STBG) apportionments are reserved for NHTSA Alcohol-Impaired Driving and/or HSIP projects. The State determines what proportion goes to each program. Of the total HSIP funds,

about 10 percent is set aside for non-motorized safety projects and 20 percent of the remainder for improvements on locally-maintained roadways.

How Do Safety Projects Get Selected for Inclusion in the STIP?

In December 2019 the CTB approved a new [HSIP Program Project Prioritization Policy](#) that shifts from funding higher cost spot intersection and segment improvements to lower cost systemic improvements that target specific crash types and/or roadway characteristics that are factors in crashes across the network. VDOT, in consultation with OIPI, developed an initial Six-Year Implementation Plan for the deployment of systemic and hybrid safety countermeasures across the network and will report to the CTB annually on the advancement of such safety improvements. Further, the 2020 General Assembly passed legislation providing additional state funding for HSIP infrastructure and HSP behavioral programs and projects. The future new safety funds will be based on revenue from new transportation-related taxes and fees.

The HSIP funding policy recently adopted by the CTB further supports and encourages investment in systemic safety improvements with approximately 80 percent of HSIP funding spent on systemic improvements. Examples of systemic improvements include traffic signal devices and timing at intersections; curve signing; crosswalks and signs; and rumble strips on segments. Spot improvements that address a dire and immediate safety need and meet certain minimum thresholds related to benefit-to-cost ratio from expected crash reductions, project implementation time, and proposed scope may be considered by the CTB for funding upon recommendation by the VDOT Commissioner.

In addition to reporting to the CTB annually on the advancement of systemic safety improvements, VDOT must also report on the funding distribution, anticipated benefits of investments and performance to date, as well as make any recommendations for changes to the HSIP Project Prioritization Policy.

The HSIP project planning and delivery follows these steps:

- Each year highway segments and intersection locations that have the highest potential for safety improvements are identified based on the previous five years of traffic crash and volume data. These above average crash locations are provided to VDOT Districts and localities to determine appropriate locations and countermeasures for HSIP funding. The potential for vehicle-train crashes at each at-grade railroad crossing is also distributed.
- HSIP project proposals are submitted through the SMART Portal for the appropriate safety program.
- VDOT- and locality-submitted HSIP proposals are reviewed and prioritized based on the number of targeted crashes and the benefit-to-cost ratio or the potential risk reduction for non-motorized and highway-rail grade crossing improvements.
- Projects are selected and programmed for the last two or three years of the SYIP. At present there are over \$100 million of safety improvement proposals, with an expected benefit, that remain unfunded.

Safety improvements are also included within projects funded with non-HSIP funds. The [SMART SCALE](#) scoring and prioritization process for inclusion of projects in the SYIP, considers safety benefits from improvements addressing travel of all modes. Many of the large [SMART SCALE](#) projects, upon completion, will have distinct impacts on safety performance in the Commonwealth. In addition, projects funded through other state and federal sources in the SYIP, such as the TAP, including Safe Routes to School (SRTS) grants, Revenue Sharing, and even some CMAQ and maintenance projects, will also have crash reduction benefits that contribute to improved safety performance.

The funding to meet Virginia's safety objectives and targets is allocated to projects in the CTB-approved SYIP, and is consistent with both the goals and objectives as well as the needs included in VTrans. Since the SYIP is the foundation for the STIP, the program of projects in the STIP demonstrates support to achieve Virginia's safety performance objectives and targets and is consistent with Virginia's SHSP and the HSIP.

Pavement and Bridge Performance Measures

Performance Targets

Federal performance measures for pavement condition are required for the National Highway System (NHS), while bridge condition requirements relate to structures identified as part of the National Bridge Inventory (NBI) on the NHS. The pavement condition measures and established performance targets for the 2018-2021 performance period are indicated in Table 6 below.

Table 6: Pavement Condition Measures and Performance Targets

Interstate Pavement Condition Measures²	CY 2018-2019 Two-Year Target	CY 2018-2021 Four-Year Target
Percentage of Pavements in Good Condition	N/A ³	45.0%
Percentage of Pavements in Poor Condition	N/A ³	3.0%
Non-Interstate NHS Pavement Condition Measures⁴	2018-2019 Two-Year Target	2018-2021 Four-Year Target
Percentage of Non-Interstate Pavements in Good Condition	25.0%	25.0%
Percentage of Non-Interstate Pavements in Poor Condition	5.0%	5.0%

Bridge condition measures and established performance targets for the 2018-2021 performance period are indicated in Table 7 below.

Table 7: NHS Bridge Condition Measures and Performance Targets

NHS Bridge Condition Measures	CY 2018-2019 Two-Year Target	CY 2018-2021 Four-Year Target
Percentage of Deck Area of NBI Bridges on the NHS in Good Condition	33.5%	33.0%
Percentage of Deck Area of NBI Bridges on the NHS in Poor Condition	3.5%	3.0%

Background/History

Virginia’s history of monitoring asset conditions and utilizing performance information to determine investment strategies based on available funding levels spans over 11 years for pavements and bridges.

VDOT maintains a comprehensive inventory of all pavement and bridges on the state-maintained network. This inventory, which includes location, maintenance responsibility, ownership, and

² Interstate condition measures are based on four distresses: International Roughness Index (IRI), cracking, rutting, and faulting.

³ During this first performance period, States are not required to establish 2-year targets for interstate pavements; however, Virginia has chosen to establish performance targets and are 45.0% and 3.0% for percentage of pavements in good and poor condition, respectively.

⁴ During this first performance period, Federal requirements for Non-Interstate NHS pavement condition and performance targets are based on a single distress, IRI. However, Federal guidance outlined in a September 27, 2018 Memorandum on State DOT Targets for Non-Interstate NHS Pavement Measures allows for the use of full distress data when reporting Non-Interstate NHS performance targets. Given the availability of full distress data, Virginia has chosen this approach and reported performance targets for Non-Interstate NHS pavements based on all four distresses. This allows for consistency in assessing the condition and setting performance targets for both Interstate and Non-Interstate NHS pavements.

current condition or inspection information, serves as the foundation for life-cycle planning, performance forecasting, maintenance and rehabilitation needs estimation, as well as prioritization of work to maximize asset life given available funding. Condition information is also important for communicating with external stakeholders, including the general public.

VDOT's commitment to responsible Transportation Asset Management (TAM) practice is demonstrated through VDOT's annual condition data collection programs and its establishment and publication of network-level pavement and bridge performance goals. VDOT's condition measures and performance goals are fully integrated into VDOT's budgeting process and investment strategies. For the last two years, VDOT has performed a comprehensive review related to several asset and service investment strategies in order to ensure long-term sustainable performance measures and targets (over a 20-year period). The CTB approved new performance measures for pavements and structures in December 2019, which impact the entire network managed by VDOT and Virginia's localities. The CTB-approved measures did not impact the federal measures approved in September 2018.

The federal pavement and bridge performance measures apply to a limited portion of the network for which VDOT is responsible (less than 15% of all lane miles and 18% of the bridge inventory, by count).

Connection to Other Performance-Based Planning Documents

Performance management, specifically as it relates to pavements and bridges, is included in the VTrans Vision, Goals & Objectives, and Guiding Principles as noted below:

- Guiding Principle 5: Ensure Transparency and Accountability, and Promote Performance Management - Work openly with partners and engage stakeholders in project development and implementation, and establish performance targets that consider the needs of all communities, measure progress towards targets, and to adjust programs and policies as necessary to achieve the established targets.
- Goal D: Proactive System Management - maintain the transportation system in good condition and leverage technology to optimize existing and new infrastructure.
 - Objectives:
 - Improve the condition of all bridges based on deck area.
 - Increase the lane miles of pavement in good or fair condition.

Virginia's federally required Transportation Asset Management Plan (TAMP) presents pavement and bridge inventory and conditions, along with the Commonwealth's performance objectives, measures, and associated risks as they relate to the federal requirements. Asset funding, investment strategies, forecasts, goals, and gaps are also included. The TAMP is specific to the NHS and provides the Commonwealth's TAM processes and methodology to meet federal requirements. Pavement and bridge projects included in the STIP are consistent with Virginia's reported TAM processes and methodology.

The program of projects in the STIP is directly linked to the pavement and bridge objectives outlined in VTrans and the TAMP through the strategies and actions that are priorities in Virginia.

Funding for Pavement and Bridge Projects

There are three key funding sources for pavement and bridge projects, the Highway Maintenance and Operations Fund (HMOF), the Special Structures Fund, and State of Good Repair (SGR) program funds. The pavement and bridge funding is used for differing projects from routine maintenance to reconstructive work. Funds are allocated to pavement and bridge projects based on an annual needs assessment process supported by a data-driven prioritization and selection process. The prioritization process is the same for the various funding sources; however, the [State of Good Repair](#) program funds are designated for deteriorated pavements and structurally deficient bridges.

The SGR program requires funds be distributed proportionality between VDOT and localities, based on assessed needs. More details, including the requirements for pavements and bridges, and the SGR prioritization process methodology, can be found at: [State of Good Repair for Bridges](#) and [Local Assistance Funding Programs](#).

VDOT has developed a robust asset management program, placing maintenance of the transportation network at the forefront of VDOT's investment decisions. This commitment to responsible asset management practice is demonstrated through VDOT's annual collection of condition data on pavements and bridges, along with its establishment and publication of network-level pavement and bridge performance targets. For more than a decade, VDOT has monitored pavement and bridge conditions using performance information (measures and targets) to determine investment strategies based on available funding levels.

In the annual needs assessment process, VDOT assesses 100% of the pavement network on Virginia's Interstate and Primary systems and approximately 20% of the Secondary system. The pavement condition data is compiled, analyzed, and reviewed to report the optimized needs at a roadway system and district level. VDOT's pavement program selects resurfacing projects, in relation to needs, and optimizes the timing of projects through a data-driven pavement management system.

For bridges, VDOT follows national standards in performing safety inspections and determining general condition of the structures. Condition assessments are performed by certified safety inspection personnel. The inspection program requires a qualified inspector to complete a "hands-on" review of the structure or bridge during each inspection. By federal regulation, VDOT is required to conduct detailed inspections of most NBI structures at intervals not to exceed 24 months. Additionally, VDOT's bridge inspection program exceeds federal requirements by mandating inspection of non-NBI bridges and culverts on a regular basis. VDOT uses BrM software to store bridge condition and inventory data for each structure and to

program, schedule, and track bridge and structure inspections. The data collected during inspections allows VDOT to use a proactive approach to maintenance. Preventive maintenance and timely intervention repairs are performed to avoid and slow deterioration that leads to greater rehabilitation or replacement cost. Virginia's bridge maintenance program is large and complex, so in order to direct its efforts more easily, performance targets have been developed.

VDOT uses a prioritization process when determining funding for its pavement and bridge programs and prioritizes work ranging from preventative maintenance to replacement. The prioritization processes take into account factors such as condition, cost effectiveness, maintenance history, and traffic volumes. While the systematic prioritization processes are a guide to assist in funding projects, districts direct the work performed as the local experts.

How Do Pavement and Bridge Projects Get Selected for Inclusion in the STIP?

As noted above, the funding to meet Virginia's pavement and bridge objectives and targets is allocated to projects and is consistent with VTrans. The program of projects in the STIP demonstrates support to achieve Virginia's pavement and bridge performance objectives and targets and is consistent with Virginia's TAMP.

Highway System Performance Measures

Performance Targets

Performance of the NHS is measured by the level of travel time reliability. The travel time reliability performance measures and performance targets for the 2018-2021 performance period are indicated in Table 8 below.

Table 8: National Highway System Travel Time Reliability Performance Measures and Targets

NHS Travel Time Reliability Performance	CY 2018-2019 Two-Year Target	CY 2018-2021 Four-Year Target
Percent of Person Miles Traveled on the Interstate That Are Reliable	82.2%	82.0%
Percent of Person Miles Traveled on the Non-Interstate NHS That Are Reliable	N/A ⁵	82.5%

The assessment for freight reliability is based on the truck travel time reliability index. The truck travel time reliability performance measure and performance targets for the 2018-2021 performance period are indicated in Table 9 below.

Table 9: Freight Reliability Performance Measure and Targets

Truck Travel Time Reliability Performance	CY 2018-2019 Two-Year Target	CY 2018-2021 Four-Year Target
Truck Travel Time Reliability Index	1.53	1.56

The CTB approves the performance measures and targets developed for Virginia’s surface transportation network. Such targets, including those for Highway System Performance, are linked to the goals and objectives in VTrans.

Connection to Other Performance-Based Planning Documents

Performance management, as it relates to the reliability of the NHS and freight, is included in the VTrans Vision, Goals & Objectives, and Guiding Principles as noted below:

- Guiding Principle 4: Consider Operational Improvements and Demand Management First – Maximize capacity of the transportation network through increased use of technology and operational improvements as well as managing demand for the system before investing in major capacity expansions.
- Goal A – Economic Competitiveness and Prosperity: invest in a transportation system that supports a robust, diverse, and competitive economy.
 - Objectives:
 - Reduce the amount of travel that takes place in severe congestion.

⁵ During this first performance period, States are not required to establish 2-year targets for the Non-Interstate NHS reliability measure.

- Reduce the number and severity of freight bottlenecks.
 - Improve reliability on key corridors for all modes.
- Goal B – Accessible and Connected Places: increase the opportunities for people and businesses to efficiently access jobs, services, activity centers, and distribution hubs.
 - Objectives:
 - Reduce average peak-period travel times in metropolitan areas.
 - Reduce average daily trip lengths in metropolitan areas.
 - Increase the accessibility to jobs via transit, walking, and driving in metropolitan areas.

Additionally, the Virginia Freight Element (VFE), a component of VTrans2040, discusses freight system trends, needs, and issues. The VFE also includes freight policies, strategies, and performance measures that guide Virginia’s freight-related investment decisions.

Projects included in the STIP are directly linked to the Highway System Performance objectives outlined in VTrans, including the VFE, through the strategies and actions that are priorities in Virginia.

Funding for Highway System Performance Projects

[SMART SCALE](#), Virginia’s data-driven prioritization process for funding transportation projects, considers the potential of a project to improve reliability. In order to be considered for [SMART SCALE](#), a project must first meet a need identified in VTrans, thus strengthening the connection between the planning and programming processes. Congestion mitigation, safety, accessibility, economic development, environment, and land use are the factors used to score [SMART SCALE](#) projects. Freight considerations are included in the economic development factor.

The FAST Act established a National Highway Freight Program (NHFP), including a freight-specific funding program to highlight the focus on freight transportation needs. Projects eligible for NHFP funding must contribute to the efficient movement of freight on the National Highway Freight Network (NHFN) and be included in the VFE. VDOT uses NHFP funding to construct freight-beneficial projects identified through the [SMART SCALE](#) process.

[SMART SCALE](#) screening and scoring results, along with public feedback and CTB guidance, are used to develop the SYIP.

Other projects selected for funding are subject to program-specific prioritization processes approved by the CTB. All funding (federal, state, and other sources) for transportation projects are allocated to projects in the CTB-approved SYIP.

How Do Highway System Performance Projects Get Selected for Inclusion in the STIP?

As noted above, the funding for all transportation projects, including funding for projects to meet Virginia's NHS system performance and freight movement targets is allocated to projects in the CTB-approved SYIP, and is consistent with VTrans and the VFE. Since the SYIP is the foundation of the STIP, the program of projects in the STIP demonstrates support to achieve Virginia's NHS and Freight Reliability performance objectives and targets.

Congestion Mitigation and Air Quality (CMAQ) Program Performance Measures

Performance Targets

The CMAQ Program traffic congestion and on-road mobile source emissions performance measures and targets for the 2018-2021 performance period are indicated in Table 10 and Table 11 respectively. The Northern Virginia region is the only area subject to the CMAQ performance measures. VDOT closely coordinated with the National Capital Region Transportation Planning Board (TPB, of the Metropolitan Washington Council of Governments (MWCOC)), the District Department of Transportation, and the Maryland Department of Transportation in developing the target-setting methodology and measures and establishing performance targets.

Table 10: Traffic Congestion Performance Measures and Targets

CMAQ Program	Performance Measures	Federal Fiscal Year 2018-2019 Two-Year Target	Federal Fiscal Year 2018-2021 Four-Year Target
Traffic Congestion ⁶	Annual Peak Hour Excessive Delay (PHED) Per Capita	N/A ⁷	26.7 Hours
	Mode Share - Percent of Non-SOV Travel on the NHS	36.9%	37.2%

Table 11: Total Emissions Reduction Performance Measures and Targets

CMAQ Program	Type of Emissions	Federal Fiscal Year 2018-2019 Two-Year Target	Federal Fiscal Year 2018-2021 Four-Year Target
Total Emissions Reduction ⁸	Nitrogen Oxides (NOx)	3.744	4.230
	Volatile Organic Compounds (VOCs)	1.721	1.985

The CTB approves the performance measures and targets developed for Virginia's surface transportation network. Such targets, including those for the CMAQ Program, are linked to the goals and objectives in VTrans.

Connection to Other Performance-Based Planning Documents

Performance management, specifically as it relates to the CMAQ Program, is included in the VTrans Vision, Goals & Objectives, and Guiding Principles as noted below:

⁶ Traffic Congestion performance targets are applicable only to Northern Virginia.

⁷ During this first performance period, States are not required to establish 2-year targets for PHED.

⁸ Total Emissions Reduction performance targets are applicable only to the Virginia portion of the Washington, DC-MD-VA 8-hour ozone non-attainment area.

- Goal A – Economic Competitiveness and Prosperity: invests in a transportation system that supports a robust, diverse, and competitive economy.
 - Objectives:
 - Reduce the amount of travel that takes place in severe congestion.
 - Reduce the number and severity of freight bottlenecks.
 - Improve reliability on key corridors for all modes.
- Goal E – Healthy Communities and Sustainable Transportation Communities: support a variety of community types promoting local economies and healthy lifestyles that provide travel options, while preserving agricultural, natural, historic and cultural resources.
 - Objectives:
 - Reduce per-capita vehicle miles traveled.
 - Reduce transportation related NOx, VOC, PM, and CO emissions.
 - Increase the number of trips traveled by active transportation (bicycling and walking).

The program of projects in the STIP is directly linked to the CMAQ Program performance goals and objectives outlined in VTrans through the strategies and actions that are priorities in Virginia.

Funding for CMAQ Program Projects

The CMAQ Program is designed to help States and local governments meet the requirements of the Clean Air Act. To be eligible for CMAQ funds a transportation project or program must reduce congestion and improve air quality for current or former non-attainment or maintenance areas.

In the Northern Virginia region the Northern Virginia Transportation Authority (NVTA), a regional governmental body established to plan, prioritize, and fund regional transportation projects, coordinates the annual programming of federal CMAQ projects. Recommendations for programming are provided through the Regional Jurisdiction and Agency Coordinating Committee (RJACC) with final approval given by the CTB. Projects recommended for CMAQ funding go through an application process and must include an air quality benefit calculation, and a resolution of support from the respective governing bodies.

[SMART SCALE](#), Virginia’s data-driven prioritization process for funding transportation projects, considers congestion mitigation and the environment. In order to be considered eligible for [SMART SCALE](#), a project must first meet a need identified in VTrans. Congestion mitigation, safety, accessibility, economic development, environment, and land use are the factors used to score [SMART SCALE](#) projects. The measures associated with the environment scoring factor are consistent with the CMAQ Program performance measures. [SMART SCALE](#) screening and scoring results, along with public feedback and CTB guidance, are used to develop the SYIP.

All funding (federal, state, and other sources) for transportation projects are allocated to projects in the CTB approved SYIP.

How Do Projects Get Selected for Inclusion in the STIP?

As noted above, the funding to meet Virginia's CMAQ Program objectives and targets is allocated to projects in the CTB-approved SYIP, and is consistent with VTrans. Since the SYIP is the foundation for the STIP, the program of projects in the STIP demonstrates support to achieve Virginia's traffic congestion and on-road mobile source emissions performance measures and targets.

Transit Asset Management

The National Transit Asset Management System Final Rule, [49 U.S.C. 625](#), requires all transit agencies that receive federal financial assistance under 49 U.S.C. Chapter 53, and own, operate, or manage capital assets used in the provision of public transportation, create a Transit Asset Management (TAM) plan. Transit agencies are required to fulfill this requirement through an individual or group plan. Group plans are designed to collect TAM information about groups (typically smaller subrecipients of the 5311 grant program) that do not have a direct financial relationship with the FTA. FTA defines two tiers of transit agencies based on sizing and operating perimeters. Each tier has different requirements for TAM plans.

- A Tier I agency operates rail, OR has 101 vehicles or more all fixed route modes, OR has 101 vehicles or more in one non-fixed route mode.
- A Tier II agency is a subrecipient of FTA 5311 funds, OR is an American Indian Tribe, OR has 100 or less vehicles across all fixed route modes, OR has 100 vehicles or less in one non-fixed route mode.

Tier II agencies have the option of participating in a group plan. In Virginia, the DRPT is the Group Plan sponsor and has thus developed a Tier II Group TAM Plan covering 33 eligible Tier II agencies in the Commonwealth.

Performance Measures

As indicated in [49 CFR Part 625](#), there are four performance measures which apply to the capital asset categories of equipment, rolling stock, infrastructure, and facilities. Table 12 describes each of these measures.

Table 12: TAM Performance Measures by Asset Category

Asset Category	Relevant Assets	Measure	Measure Type	Desired Direction
Equipment	Service support, maintenance, and other non-revenue vehicles	Percentage of vehicles that have met or exceeded their ULB	Age-based	Minimize percentage
Rolling Stock	Buses, vans, and sedans; light and heavy rail cars; commuter rail cars and locomotives; ferry boats	Percentage of revenue vehicles that have met or exceeded their ULB*	Age-based	Minimize percentage
Infrastructure	Fixed guideway track	Percentage of track segments with performance (speed) restrictions, by mode	Performance-based	Minimize percentage
Facilities	Passenger stations, parking facilities, administration and maintenance facilities	Percentage of assets with condition rating lower than 3.0 on FTA TERM Scale**	Condition-based	Minimize percentage

*Useful Life Benchmark (ULB) - the expected life cycle or the acceptable period of use in service for a capital asset, as determined by a transit provider, or the default benchmark provided by FTA.⁹ As an example, FTA's default ULB of a bus is 14 years.¹⁰

**FTA Transit Economic Requirements Model (TERM) Scale—a rating system used to describe asset condition. The scale values are 1 (poor), 2 (marginal), 3 (adequate), 4 (good), and 5 (excellent).

⁹ Definition as included in [49 CFR Part 625](#).

¹⁰ [Default Useful Life Benchmark \(ULB\) Cheat Sheet](#)

In Virginia, the DRPT has sponsored a [Tier II Group TAM Plan](#) for smaller agencies in the Commonwealth. As part of this planning effort, DRPT has worked with participating transit agencies to develop statewide TAM targets for the TAM performance measures. Initial targets for 2018 and 2019 were included in the State’s first Tier II Group TAM Plan, which was provided to FTA on October 1, 2018. An addendum to the 2018 plan was added October 29, 2019 to make three changes to the plan.

1. Adoption of TAM targets for Federal Fiscal Year 2020
2. Addition of a new transit agency participant (Arlington County Transit)
3. Implementation of a new capital funding prioritization process at DRPT - Making Efficient and Responsible Investments in Transit (MERIT)

A copy of the addendum is available on DRPT’s website at <http://www.drpt.virginia.gov/transit/major-initiatives/transit-asset-management-plan/>

In accordance with TAM guidance, DRPT has provided FTA with targets for Federal Fiscal Year 2020 on behalf of the Tier II Group TAM Plan participants. These updated targets are listed in Table 13.

Table 13: TAM Targets for Rolling Stock and Facilities

Asset Category - Performance Measure	Asset Class	2020 Target
Revenue Vehicles		
Age - % of revenue vehicles within a particular asset class that have met or exceeded their Useful Life Benchmark (ULB)	AB - Articulated Bus	15%
	BU - Bus	10%
	CU - Cutaway	10%
	MB - Minibus	20%
	BR - Over-the-Road Bus	15%
	TB - Trolley Bus	10%
	VN - Van	25%
Equipment		
Age - % of vehicles that have met or exceeded their Useful Life Benchmark (ULB)	Non-Revenue/Service Automobile	25%
	Trucks and other Rubber Tire Vehicles	25%
Facilities		
Condition - % of facilities with a condition rating below 3.0 on the FTA TERM Scale	Administrative and Maintenance Facility	10%
	Administrative Office	10%
	Maintenance Facility	10%
	Passenger Facilities	10%

For Tier I agencies, any TIP or MTP that was adopted after October 1, 2018 is in compliance with the TAM plans developed by the Tier I transit providers within the MPO as well as the regional performance measures adopted by the MPO as a whole. The performance measurements and targets for Tier I plans can be found in each agency's individual TAM plan and applicable TIPs. The following is the listing of MPOs whose TIPs will contain the regional TAM plans:

[Richmond Regional Transportation Planning Organization](#)

[Hampton Roads Transportation Planning Organization](#)

[Metropolitan Washington Council of Government's National Capital Region Transportation Planning Board](#)

[Fredericksburg Area Metropolitan Planning Organization](#)

The planning process for each MPO in the Commonwealth of Virginia will integrate, either directly or by reference, the goals, objectives, performance measures, and targets described in the applicable Tier I and Tier II group plans.

DRPT prioritizes State capital assistance provided to transit agencies via the MERIT Capital Assistance Program. The MERIT program is guided by a project prioritization process for capital needs that allows DRPT to allocate and assign limited resources to projects and investments identified as the most critical. The prioritization process is designed to favor projects that:

1. Achieve the statewide policy objective of maintaining a state of good repair of existing assets and;
2. Have the greatest impact on the provision of public transportation services throughout the state.

The MERIT process scores state of good repair projects based on a combination of age and condition of the asset. For vehicles, this includes the vehicle mileage and the vehicle age. The scoring framework prioritized replacement of assets with the highest mileage and the oldest age. DRPT first implemented MERIT for FY 2020 and will continue to utilize this approach for the FY 2021 program of projects.

APPENDIX G

FHWA-Eastern Federal Lands Highway Division Projects

FY2020-FY2023 Transportation Improvement Program

Last Printed: 11/18/2019

Federal Highway Administration Eastern Federal Lands Highway Division

PROJECT	PROGRAM FISCAL YEAR	STATE	COUNTY	PARK, REFUGE, FOREST OR OTHER PARTNER/AGENCY	DESCRIPTION	TYPE OF WORK	PRIMARY FUND SOURCE	TOTAL FUNDS PROGRAMMED AMOUNT	FUNDS FROM TITLE	DELIVERED BY	STATUS	CONGRESSIONAL DISTRICT	FLMA
Virginia													
FW_OCBA_T302(1)	2019	VA	Prince William	Occoquan Bay National Wildlife Refuge	Repair Deephole Point Rd Trail	3RH	FWS	\$450,000.00	Title 54	EFLHD	Under Construction	VA-11	FWS
NP COLO 1C17 1D49	2019	VA	York and James City Counties and City of Williamsburg	Colonial National Historic Park	Conceptual design and NEPA for COLO Parkway rehabilitation and reconstruction.	3RL_BRRP	FLTP	\$3,000,000.00	Title 23	EFLHD	In Design	VA-01	NPS
NP GWMP 007P(1)	2019	VA	Arlington	George Washington Memorial Parkway	Repair of Gulf Branch Bridge	BRRH	FLTP	\$500,000.00	Title 23	EFLHD	Under Construction	VA-10	NPS
NP GWMP 1(2) 2(4)	2019	VA	Arlington and Fairfax	George Washington Memorial Parkway	GWMP North Section and Clara Barton Pkwy Interim Pavement Repairs	2R	NPS	\$1,066,172.00	Other	EFLHD	Under Construction	VA-08	NPS
NP GWMP 2(3)	2019	VA	Fairfax	George Washington Memorial Parkway	Sinkhole near Turkey Run	LSR	NPS	\$1,600,000.00	Title 52	EFLHD	Under Construction	VA-10	NPS
SO FW OCBA 2015260171	2019	VA	Prince William	Occoquan Bay National Wildlife refuge	Access road and parking area for a new multi-purpose facility.	3RH_NEW	FLTP	\$254,492.00	Title 23	FWS	Planned	VA-11	FWS
VA_FLAP_DOT_AHRT(1)	2019	VA	Appomattox	NPS Appomattox Court House National Historic Park	Multi-use trail, 1.5 mile long, 8-10 foot wide with aggregate surface, parallel to SR24	MISC	FLAP	\$587,000.00	Title 23	STATE	In Design	VA-05	NPS
VA_FLAP_PWC_PHTRL(1)	2019	VA	Prince William	Featherstone NWR / Potomac Heritage National Scenic Trail	Construct 1.2 mile segment of the Potomac Heritage NST	MISC	FLAP	\$597,000.00	Title 23	LOCAL	In Design	VA-11	USFS
VA_FLAP_RRG_TRL(1)	2019	VA	Roanoke	(NPS), Blue Ridge Parkway	Construct 1.7 mile ext. of Roanoke River Greenway from BLRI visitor Ctr to Explore Park River Trail.	MISC	FLAP	\$1,387,000.00	Title 23	LOCAL	In Design	VA-06	NPS
VA_FLAP_VMI_CNT(1)	2019	VA	Rockbridge	FS GW National Forest, NPS Appalachian Trail and Blue Ridge Parkway	PED bridge replacement, & trail and associated parking improvements on VMI's Chessie Nature Trail	BRRP	FLAP	\$1,020,000.00	Title 23	LOCAL	In Design	VA-06	NPS
Jordan Road Bridge	2020	VA	Amherst	George Washington-Jefferson National Forest	Bridge Replacement	BRRP	FLTP	\$710,000.00	Title 23	USFS	In Design	VA-06	USFS
NP BLRI BMS FY20(1)	2020	VA	Various	Blue Ridge Parkway	FY20 Bridge Preventive Maintenance at BLRI.	BRRH	FLTP	\$500,000.00	Title 23	EFLHD	In Design	VA-09	NPS
NP COLO 1A20 1B40 1C16	2020	VA	York and James City Counties, City of Williamsburg	Colonial National Historic Park	Rehabilitation work on Colonial Parkway, Segments A, D, E and F	3RL_BRRH	FLTP	\$60,000,000.00	Title 23	EFLHD	Planned	VA-02	NPS
NP COLO 1B38 1C14	2020	VA	York County and James City County	Colonial National Historic Park	Rehab Structures 4290-008, 009, 010, and 018	BRRH	FLTP	\$375,000.00	Title 23	EFLHD	Planned	VA-02	NPS
NP_BLRI_PVT_PRES_FY19	2020	VA	TBD	Blue Ridge Parkway	Pavement Preservation work at Blue Ridge for FY19.	2R	FLTP	\$4,000,000.00	Title 23	EFLHD	In Design	_VARIOUS	NPS
NP_GWMP_MVT(5)	2020	VA	Fairfax	George Washington Memorial Parkway	Replace Bridges #23 & #24 over Dyke Marsh on Mount Vernon Trail	BRRP	FLTP	\$705,032.00	Title 23	EFLHD	In Design	VA-08	NPS
NP_GWMP_MVT(6)	2020	VA	Fairfax	George Washington Memorial Parkway	Replacement of Bridge 12 on Mount Vernon Trail	BRRP	DOT	\$1,100,000.00	Title 23	EFLHD	In Design	VA-08	NPS
NP_NCR_PMS_VA(1)	2020	VA	Prince William	Prince William Forest Park	Pvmt Mgnt and sign updating at PWFP	2R	FLTP	\$1,000,000.00	Title 23	EFLHD	In Design	VA-11	NPS
PRWI_201(1)_400(1)_ETC	2020	VA	Prince William	Prince William Forest Park	Rehabilitate Park Roads and Parking.	3RL	REIMB	\$884,000.00	Other	EFLHD	In Design	VA-11	NPS

FY2020-FY2023 Transportation Improvement Program

Last Printed: 11/18/2019

Federal Highway Administration Eastern Federal Lands Highway Division

PROJECT	PROGRAM FISCAL YEAR	STATE	COUNTY	PARK, REFUGE, FOREST OR OTHER PARTNER/AGENCY	DESCRIPTION	TYPE OF WORK	PRIMARY FUND SOURCE	TOTAL FUNDS PROGRAMMED AMOUNT	FUNDS FROM TITLE	DELIVERED BY	STATUS	CONGRESSIONAL DISTRICT	FLMA
SO NP SHEN(4)	2020	VA	Rockingham, Page, Greene, Madison	Shenandoah National Park	SHEN pavement pres Skyline Drive MP 50. to 65.3 and various Routes.	2R	FLTP	\$225,000.00	Title 23	NPS	In Design	VA-05	NPS
VA ERFO FS 2018-1(1)	2020	VA	Dickenson & Wise	Jefferson National Forest	Landslide & road repair of Mullins Rd (Rte 616) & Beaver Dam Gap Rd (Rte 621).	LSR_3RL	ERFO	\$446,368.00	Title 23	EFLHD	Planned	VA-09	USFS
VA FLTP NP FRSP(1)	2020	VA	Spotsylvania & city of Fredericksburg	Fredericksburg & Spotsylvania National Military Park	Lee Drive & Jackson Trail	3RL_2R	FLTP	\$875,000.00	Title 23	NPS	In Design	VA-01	NPS
VA ST NASA 1(8)	2020	VA	Accomack	NASA-Wallops Island	Wallops Island Causeway Bridge Rehabilitation.	BRRH	REIMB	\$3,500,000.00	Other	EFLHD	In Design	VA-02	Other
VA ST TFHRC 50(5)	2020	VA	Fairfax	Turner-Fairbank Highway Research Center	Reconstruction of test lanes at TFHRC	3RH	FAST	\$30,000.00	Title 23	EFLHD	In Design	VA-10	Other
VA_FLAP_ARL_BKSHR(1)	2020	VA	Arlington	(NPS), George Washington Memorial Parkway (GWMP)	Install 8 Capital Bike Share stations in and around the George Washington Memorial Parkway.	MISC	FLAP	\$286,000.00	Title 23	LOCAL	In Design	VA-08	NPS
VA_FLAP_FRKN_TRL(1)	2020	VA	Franklin	NPS Booker T. Washington National Monument	Two miles of 8-10 foot wide aggregate PED trail w/ 6 bridges connecting retirement community to BOWA	MISC	FLAP	\$617,412.00	Title 23	LOCAL	In Design	VA-06	NPS
VA_FLAP_NPNWS_105(1)	2020	VA	Newport News	Joint Base Langley-Eustis	Ft. Eustis Boulevard Bridge	3RL_BRRH	FLAP	\$15,500,000.00	Title 23	EFLHD	In Design	VA-01	Other
VA_ST_Lee_Ave_Gate	2020	VA	Prince George	Fort Lee Garrison	Improvements to RT. 36 onto Lee Avenue.	4R	ERFO	\$1,800,000.00	Title 23	EFLHD	In Design	VA-03	Other
FSR 95 North River Road Slope Stab.	2021	VA	Amherst	George Washington-Jefferson National Forest	Slope Stability investigation and repair	LSR	FLTP	\$400,000.00	Title 23	USFS	Planned	VA-06	USFS
Pave bridge abutments 6 Bridges	2021	VA	Amherst	George Washington-Jefferson National Forest	construct asphalt approach apron at 6 bridge locations	BRRH	FLTP	\$250,000.00	Title 23	USFS	Planned	VA-06	USFS
BLRI_1M20	2021	VA	Roanoke	Blue Ridge Parkway	Repair Asphalt Wearing Surface and Approaches on Roanoke River Bridge 028P	3RH	FLTP	\$5,282,092.00	Title 23	EFLHD	Planned	VA-06	NPS
BLRI_1M21	2021	VA	Botetourt, Roanoke and Bedford	Blue Ridge Parkway	Repave/Repair Mainline Road Section 1M - (MP 105.65 to 121.05)	3RH_3RL	FLTP	\$6,000,000.00	Title 23	EFLHD	Planned	_VARIOUS	NPS
NP COLO 1B39 1C15 1D48	2021	VA	York and James City	Colonial National Historic Park	Rehab Structures 4290-013, 014, 019, 020, and 025.	BRRH	FLTP	\$400,000.00	Title 23	EFLHD	In Design	VA-02	NPS
NP COLO 1D47	2021	VA	City of Williamsburg	Colonial National Historical Site	Repairs to structure 4290-033 Williamsburg Tunnel.	TUN	FLTP	\$500,000.00	Title 23	EFLHD	In Design	VA-02	NPS
PRWI_401(1)_402(1)	2021	VA	Prince William	Prince William Forest Park	North Multi-use Trail access	MISC	FLTP	\$500,000.00	Title 23	EFLHD	In Design	VA-11	NPS
VA ST CP GNRL BTH	2021	VA	City of Virginia Beach	Camp Pendleton	Extend turning lanes from General Booth Blvd to Headquarters Rd and install traffic signal at inters	3RL_NEW	REIMB	\$850,000.00	Other	EFLHD	In Design	VA-02	Other
VA ST DSCR STRTHMR	2021	VA	Chesterfield	Defense Supply Center, Richmond	Realignment of Strathmore and "G" Road Intersection	3RL_NEW	DOT	\$3,200,000.00	Other	EFLHD	In Design	VA-07	Other
VA ST FP MG750TRX	2021	VA	Nottoway and Dinwiddie	Fort Pickett	Rehab Rt 750 fr US 460 to Ft. Pickett Main Gate & various tank/RR crossing improvements	3RL_NEW	DOT	\$3,376,106.00	Other	EFLHD	Planned	VA-08	Other
VA_ST_ANC(1)	2021	VA	Arlington	Arlington National Cemetary	Arlington National Cemetery - Realign Southgate Rd	4R	DAR	\$40,000,000.00	Title 23	EFLHD	In Design	VA-08	Other

FY2020-FY2023 Transportation Improvement Program

Last Printed: 11/18/2019

Federal Highway Administration
Eastern Federal Lands Highway Division

PROJECT	PROGRAM FISCAL YEAR	STATE	COUNTY	PARK, REFUGE, FOREST OR OTHER PARTNER/AGENCY	DESCRIPTION	TYPE OF WORK	PRIMARY FUND SOURCE	TOTAL FUNDS PROGRAMMED AMOUNT	FUNDS FROM TITLE	DELIVERED BY	STATUS	CONGRESSIONAL DISTRICT	FLMA
VA_ST_FB_KNGMNWLKR_GT	2021	VA	Fairfax	Fort Belvoir	Add left turn lane fr. SB FFCP to Kingman Rd, extend NB Mt. Vernon Hwy left turn lane at Walker ACP	3RL_NEW	REIMB	\$7,439,500.00	Title 23	EFLHD	In Design	VA-11	Other
VA_ST_FL_MHN_GT	2021	VA	Prince George	Fort Lee	Add one additional EB driving lane on Hickory Hill Rd from .25 mi. E. of Jamestown Dr. to Mahone Ave	3RL_NEW	DOT	\$2,500,000.00	Other	EFLHD	In Design	VA-04	Other
VA_ST_JBMHH_HTFLD_GT	2021	VA	Arlington	Joint Base Myer Henderson Hall	Construct ramp and two additional exit lanes for access to Hatfield Gate from NB Washington Blvd.	3RL_NEW	REIMB	\$3,769,000.00	Other	EFLHD	In Design	VA-08	Other
GWMP_MVT(4)	2022	VA	Fairfax	George Washington Memorial Parkway	Replace Deck, reduce deflection, correct trail alignment Bridge 31/32	4R	FLTP	\$1,260,000.00	Title 23	EFLHD	In Design	VA-08	NPS
NP BLRI BMS FY22(1)	2022	VA	Various	Blue Ridge Parkway	FY22 Bridge Preventive Maintenance at BLRI.	BRRH	FLTP	\$500,000.00	Title 23	EFLHD	Planned	_VARIOUS	NPS
VA_FLAP_ARL_ANDR(1)	2022	VA	Arlington	Department of Defense (DOD), Pentagon	Reconstruct 3,549 feet of Army Navy Drive: complete street bike/ped transit improvements.	3RH	FLAP	\$714,000.00	Title 23	LOCAL	Planned	VA-08	Other
VA FLTP NP FRSP(2)	2023	VA	Spotsylvania	Fredericksburg & Spotsylvania National Military Park	Bridge rehab	BRRH	FLTP	\$220,000.00	Title 23	NPS	Planned	VA-01	NPS
VA ST NASA 1(9)	2023	VA	Accomack	NASA-Wallops Island	Wallops Island Causeway Bridge Reconstruction.	BRRC	REIMB	\$50,000,000.00	Other	EFLHD	Planned	VA-02	Other
VA_FLAP_NORTON_TRL(1)	2023	VA	Wise and Scott	USFS High Knob Recreation Area	Trail improvements between City of Norton & USFS High Knob Rec area and Rt. 619 improvements.	MISC	FLAP	\$3,565,000.00	Title 23	LOCAL	In Design	VA-09	USFS

APPENDIX H

District Project Listings

BRISTOL DISTRICT

Bristol District Interstate Projects

MPO	Bristol					
UPC NO	110380	SCOPE				
SYSTEM	Interstate	JURISDICTION	Multi-jurisdictional: Bristol MPO	OVERSIGHT	NFO	
PROJECT	#HB2.FY17 I-81 AT RT 75 (Exit 17) INCHG GARVEE DEBT SERVICE			ADMIN BY	VDOT	
DESCRIPTION						
PROGRAM NOTE	Includes \$2,108,436 GARVEE Debt Service Interest Prev, \$771,412 GARVEE Debt Service Interest FFY21, \$732,091 GARVEE Debt Service Interest FFY22, \$680,943 GARVEE Debt Service Interest FFY23, \$627,201 GARVEE Debt Service Interest FFY24, \$4,869,222 GARVEE Debt Service Interest FFY22-35. Total GARVEE Debt Service Interest \$7,749,070. Corresponding CN UPC 109419 which is included in Construction : Safety/ITS/Operational Improvements grouping.					
ROUTE/STREET	0081			TOTAL COST	\$7,749,070	
	FUND SOURCE	MATCH	FY21	FY22	FY23	FY24
PE	Federal - AC CONVERSION	\$0	\$0	\$732,091	\$680,943	\$627,201
	Federal - NHS/NHPP	\$0	\$771,413	\$0	\$0	\$0
PE TOTAL		\$0	\$771,413	\$732,091	\$680,943	\$627,201
PE AC	Federal - AC	\$0	\$4,869,222	\$0	\$0	\$0

MPO	Multiple MPOs					
UPC NO	115852	SCOPE	Traffic Management/Engineering			
SYSTEM	Interstate	JURISDICTION	Statewide	OVERSIGHT	NFO	
PROJECT	ITTF FY20 Micro Transit			ADMIN BY	DRPT	
DESCRIPTION	FROM: Various TO: Various					
ROUTE/STREET	9999			TOTAL COST	\$500,000	
	FUND SOURCE	MATCH	FY21	FY22	FY23	FY24
PE AC	Federal - AC OTHER	\$0	\$500,000	\$0	\$0	\$0

Bristol District Primary Projects

MPO	NonMPO					
UPC NO	85126	SCOPE	Preliminary Engineering			
SYSTEM	Primary	JURISDICTION	Buchanan County		OVERSIGHT	FO
PROJECT	RTE 121 - VDOT ALPHA/PIONEER OVERSIGHT CFX - FEDERAL				ADMIN BY	VDOT
DESCRIPTION	FROM: WEST VIRGINIA STATE LINE TO: ROUTE 23 (57.0000 MI)					
ROUTE/STREET	US ROUTE 121 (0121)				TOTAL COST	\$7,116,996
	FUND SOURCE	MATCH	FY21	FY22	FY23	FY24
PE AC	Federal - AC OTHER	\$0	\$167,260	\$0	\$0	\$0

MPO	NonMPO					
UPC NO	90096	SCOPE	New Construction Roadway			
SYSTEM	Primary	JURISDICTION	Buchanan County		OVERSIGHT	FO
PROJECT	CFX - Hawks Nest - VDOT oversight				ADMIN BY	VDOT
DESCRIPTION	FROM: 121/460 Connection TO: Poplar Creek Section (2.0000 MI)					
PROGRAM NOTE	All funds obligated based on current allocations/estimate					
ROUTE/STREET	COALFIELDS EXPRESSWAY - HAWKS NEST (0121)				TOTAL COST	\$6,685,686
	FUND SOURCE	MATCH	FY21	FY22	FY23	FY24
		\$0	\$0	\$0	\$0	\$0

MPO	NonMPO					
UPC NO	90282	SCOPE	New Construction Roadway			
SYSTEM	Primary	JURISDICTION	Buchanan County		OVERSIGHT	NFO
PROJECT	121 CFX - 460 Corridor Q Poplar Creek Phase A Finish				ADMIN BY	VDOT
DESCRIPTION	FROM: East end of Hawks Nest Section TO: 0.32 Mi. East Int. Route 604 (2.6100 MI)					
PROGRAM NOTE	All funds obligated based on current allocations/estimate					
ROUTE/STREET	121 CFX - 460 CORRIDOR Q POPLAR CREEK (0121)				TOTAL COST	\$178,879,832
	FUND SOURCE	MATCH	FY21	FY22	FY23	FY24
		\$0	\$0	\$0	\$0	\$0

MPO	NonMPO					
UPC NO	100467	SCOPE	Preliminary Engineering			
SYSTEM	Primary	JURISDICTION	Buchanan County		OVERSIGHT	FO
PROJECT	CFX - DOE BRANCH VDOT OVERSIGHT				ADMIN BY	VDOT
DESCRIPTION	FROM: Route 80 - Haysi TO: 2.045 Mi W of Rte. 614 (4.9600 MI)					
PROGRAM NOTE	All funds obligated based on current allocations/estimate					
ROUTE/STREET	COALFIELDS EXPRESSWAY DOE BRANCH (0121)				TOTAL COST	\$660,202
	FUND SOURCE	MATCH	FY21	FY22	FY23	FY24
		\$0	\$0	\$0	\$0	\$0

MPO	NonMPO					
UPC NO	100521	SCOPE	New Construction Roadway			
SYSTEM	Primary	JURISDICTION	Buchanan County	OVERSIGHT	FO	
PROJECT	CFX - DOE BRANCH			ADMIN BY	VDOT	
DESCRIPTION	FROM: Cranes Nest Section near Rt 80 at Haysi TO: From Cranes Nest approx 5 miles to Hawks Nest Section (5.0000 MI)					
ROUTE/STREET	ROUTE 121 (CFX) DOE BRANCH SECTION (0121)			TOTAL COST	\$52,000,000	
	FUND SOURCE	MATCH	FY21	FY22	FY23	FY24
PE AC	Federal - AC OTHER	\$0	\$0	\$0	\$0	\$1,540,267

MPO	NonMPO					
UPC NO	104094	SCOPE	New Construction Roadway			
SYSTEM	Primary	JURISDICTION	Buchanan County	OVERSIGHT	NFO	
PROJECT	CFX - Poplar Creek Phase A - VDOT Oversight and RW Acq. Cost			ADMIN BY	VDOT	
DESCRIPTION	FROM: East end of Hawks Nest TO: Existing Route 604 (3.0000 MI)					
ROUTE/STREET	121 CFX - 460 CORRIDOR Q POPLAR CREEK PHASE A (0121)			TOTAL COST	\$20,409,081	
	FUND SOURCE	MATCH	FY21	FY22	FY23	FY24
PE	Federal - NHS/NHPP	\$0	\$104,921	\$0	\$0	\$0
	Federal - STP/STBG	\$0	\$76,917	\$0	\$0	\$0
PE TOTAL		\$0	\$181,838	\$0	\$0	\$0
PE AC	Federal - AC OTHER	\$0	\$509,081	\$0	\$0	\$0
CN	Federal - NHS/NHPP	\$0	(\$104,921)	\$0	\$0	\$0

MPO	NonMPO					
UPC NO	86416	SCOPE	Reconstruction w/o Added Capacity			
SYSTEM	Primary	JURISDICTION	Wise County	OVERSIGHT	FO	
PROJECT	RTE 121 CFX - POUND CONNECTOR - VDOT OVERSIGHT			ADMIN BY	VDOT	
DESCRIPTION	FROM: US Route 23 TO: 7.12 MI. East US Route 23 (7.1200 MI)					
PROGRAM NOTE	All funds obligated based on current allocation/estimate					
ROUTE/STREET	COALFIELDS EXPRESSWAY POUND CONNECTOR (0121)			TOTAL COST	\$1,941,539	
	FUND SOURCE	MATCH	FY21	FY22	FY23	FY24
		\$0	\$0	\$0	\$0	\$0

MPO	NonMPO					
UPC NO	100519	SCOPE	New Construction Roadway			
SYSTEM	Primary	JURISDICTION	Wise County	OVERSIGHT	FO	
PROJECT	RTE 121 CFX - POUND CONNECTOR			ADMIN BY	VDOT	
DESCRIPTION	FROM: US Route 23 TO: Approx. 7 miles East of US Route 23 to Cranes Nest (6.4000 MI)					
PROGRAM NOTE	All funds obligated based on current allocations/estimate					
ROUTE/STREET	COALFIELDS EXPRESSWAY POUND CONNECTOR (0121)			TOTAL COST	\$52,000,000	
	FUND SOURCE	MATCH	FY21	FY22	FY23	FY24
		\$0	\$0	\$0	\$0	\$0

MPO	NonMPO					
UPC NO	56230	SCOPE	New Construction Roadway			
SYSTEM	Primary	JURISDICTION	Buchanan County	OVERSIGHT	FO	
PROJECT	RTE 460 - NEW LOCATION-Phase 2 Construction			ADMIN BY	VDOT	
DESCRIPTION	FROM: 0.6 KM SOUTH OF THE EXISTING ROUTE 460/615 INTERSECTION TO: 0.6 KM SOUTH OF THE ROUTE 460/83 INTERESCTION (1.3530 KM)					
PROGRAM NOTE	Waiting Financial Closure.					
ROUTE/STREET	0460			TOTAL COST	\$44,919,752	
	FUND SOURCE	MATCH	FY21	FY22	FY23	FY24
			\$0	\$0	\$0	\$0

MPO	NonMPO					
UPC NO	64144	SCOPE	Reconstruction w/ Added Capacity			
SYSTEM	Primary	JURISDICTION	Buchanan County	OVERSIGHT	FO	
PROJECT	ROUTE 460 CONNECTOR PHASE I, VDOT Oversight			ADMIN BY	VDOT	
DESCRIPTION	FROM: KENTUCKY STATE LINE TO: 460 CONNECTOR PHASE II (.88Mi East KY ST Line) (0.8800 MI)					
PROGRAM NOTE	All funds obligated based on current allocations/estimate					
ROUTE/STREET	0460			TOTAL COST	\$17,916,658	
	FUND SOURCE	MATCH	FY21	FY22	FY23	FY24
			\$0	\$0	\$0	\$0

MPO	NonMPO					
UPC NO	85914	SCOPE	Reconstruction w/ Added Capacity			
SYSTEM	Primary	JURISDICTION	Buchanan County	OVERSIGHT	FO	
PROJECT	New 460 Connector, Phase 1, Design Build			ADMIN BY	VDOT	
DESCRIPTION	FROM: Kentucky State Line TO: 0.833 Mile East Kentucky State Line (0.8330 MI)					
PROGRAM NOTE	Waiting Financial Closure.					
ROUTE/STREET	US 460 CONNECTOR (0460)			TOTAL COST	\$103,284,632	
	FUND SOURCE	MATCH	FY21	FY22	FY23	FY24
			\$0	\$0	\$0	\$0

MPO	NonMPO					
UPC NO	88140	SCOPE	New Construction Roadway			
SYSTEM	Primary	JURISDICTION	Buchanan County	OVERSIGHT	FO	
PROJECT	Oversight Corridor Q - 460 Conn. 2, Interchange & Hawks Nest			ADMIN BY	VDOT	
DESCRIPTION	FROM: 0.833 Mi. East Kentucky State Line TO: 0.53 Mi. East Rte. 614 (9.0000 MI)					
ROUTE/STREET	US 460 / CORRIDOR Q (0460)			TOTAL COST	\$12,582,878	
	FUND SOURCE	MATCH	FY21	FY22	FY23	FY24
			\$0	\$0	\$0	\$0

MPO	NonMPO					
UPC NO	100468	SCOPE	Preliminary Engineering			
SYSTEM	Primary	JURISDICTION	Buchanan County		OVERSIGHT	FO
PROJECT	Corridor Q Route 121-460 Intersection VDOT Oversight				ADMIN BY	VDOT
DESCRIPTION	FROM: 460 Connector Phase II Section TO: Hawks Nest Section (0.5000 MI)					
PROGRAM NOTE	All funds obligated based on current allocations/estimate. Parent UPC of Child UPC 100520					
ROUTE/STREET	INTERSECTION OF 460 PHASE II AND HAWKS NEST (0460)				TOTAL COST	\$2,000,000
	FUND SOURCE	MATCH	FY21	FY22	FY23	FY24
		\$0	\$0	\$0	\$0	\$0

MPO	NonMPO					
UPC NO	100520	SCOPE	New Construction Roadway			
SYSTEM	Primary	JURISDICTION	Buchanan County		OVERSIGHT	FO
PROJECT	Corridor Q 121/460 Intersection				ADMIN BY	VDOT
DESCRIPTION	FROM: 460 Connector Phase II Section TO: Hawks Nest Section (0.5700 MI)					
PROGRAM NOTE	All funds obligated based on current allocations/estimate Child UPC of Parent UPC 100468					
ROUTE/STREET	INTERSECTION OF 460 PHASE II AND HAWKS NEST (0460)				TOTAL COST	\$22,777,407
	FUND SOURCE	MATCH	FY21	FY22	FY23	FY24
		\$0	\$0	\$0	\$0	\$0

MPO	NonMPO					
UPC NO	100707	SCOPE	New Construction Roadway			
SYSTEM	Primary	JURISDICTION	Buchanan County		OVERSIGHT	FO
PROJECT	ROUTE 460 CONNECTOR - PHASE II - Rough Grade				ADMIN BY	VDOT
DESCRIPTION	FROM: 0.833 Mi. East Kentucky State Line TO: 7.033 Mi. East Kentucky State Line (6.2000 MI)					
PROGRAM NOTE	All funds obligated based on current allocations/estimate					
ROUTE/STREET	ROUTE 460 / CORRIDOR Q (0460)				TOTAL COST	\$120,000,000
	FUND SOURCE	MATCH	FY21	FY22	FY23	FY24
		\$0	\$0	\$0	\$0	\$0

MPO	NonMPO					
UPC NO	100708	SCOPE	New Construction Roadway			
SYSTEM	Primary	JURISDICTION	Buchanan County		OVERSIGHT	FO
PROJECT	Corridor Q - 460 Connector Phase II Finish Grade				ADMIN BY	VDOT
DESCRIPTION	FROM: 460 Connector Phase I TO: 121/460 Connection (7.0000 MI)					
ROUTE/STREET	ROUTE 460 / CORRIDOR Q (0460)				TOTAL COST	\$41,608,558
	FUND SOURCE	MATCH	FY21	FY22	FY23	FY24
PE	Federal - NHS/NHPP	\$0	\$0	\$3,297,979	\$0	\$0
CN	Federal - APD	\$0	\$0	\$0	\$210,736	\$0
	Federal - NHS/NHPP	\$0	\$0	\$0	\$19,365,346	\$0
	Federal - STP/STBG	\$0	\$0	\$0	\$15,064,524	\$0
CN TOTAL		\$0	\$0	\$0	\$34,640,606	\$0
CN AC	Federal - AC OTHER	\$0	\$0	\$0	\$3,669,973	\$0

MPO	NonMPO					
UPC NO	108045	SCOPE	Environmental Only			
SYSTEM	Primary	JURISDICTION	Buchanan County		OVERSIGHT	NFO
PROJECT	ON-SITE MITIGATION (PLANTING & MONITORING) -RTE. 460 PHASE 1			ADMIN BY	VDOT	
DESCRIPTION	FROM: Kentucky State Line TO: 460 Connector Phase II (.88 Mi. E. KY St. Line) (0.8800 MI)					
PROGRAM NOTE	All funds obligated based on current allocations/estimate					
ROUTE/STREET	0460			TOTAL COST	\$600,000	
	FUND SOURCE	MATCH	FY21	FY22	FY23	FY24
		\$0	\$0	\$0	\$0	\$0

Bristol District Secondary Projects

MPO	NonMPO					
UPC NO	108012	SCOPE	New Construction Roadway			
SYSTEM	Secondary	JURISDICTION	Buchanan County		OVERSIGHT	NFO
PROJECT	Rte. 744 Grade Drain and Pave				ADMIN BY	VDOT
DESCRIPTION	FROM: .750 mi. W Int. rte 604 TO: 2.144 mi. W Int. Rte 604 (1.3940 MI)					
PROGRAM NOTE	All funds obligated based on current allocations/esimate					
ROUTE/STREET	0744				TOTAL COST	\$3,722,022
	FUND SOURCE	MATCH	FY21	FY22	FY23	FY24
			\$0	\$0	\$0	\$0

Bristol District

Urban Projects

MPO	Bristol					
UPC NO	105309	SCOPE	Reconstruction w/ Added Capacity			
SYSTEM	Urban	JURISDICTION	Bristol		OVERSIGHT	FO
PROJECT	#HB2.FY17 Widen Rte. 11 & I-81 south bound on & off ramps				ADMIN BY	Locally
DESCRIPTION	FROM: 500 feet west of Int. I-81 northbound off ramp TO: 450 feet east of Island Rd. (0.1300 MI)					
ROUTE/STREET	LEE HIGHWAY (0011)				TOTAL COST	\$5,850,000
	FUND SOURCE	MATCH	FY21	FY22	FY23	FY24
PE	Federal - STP/SU	(\$15,000)	(\$60,000)	\$0	\$0	\$0
CN	Federal - AC CONVERSION	\$0	\$0	\$600,000	\$0	\$0
CN AC	Federal - AC OTHER	\$0	\$702,105	\$0	\$0	\$0

Bristol District Project Groupings

MPO		NonMPO				
GROUPING		Construction : Bridge Rehabilitation/Replacement/Reconstruction				
ROUTE/STREET					TOTAL COST	\$163,368,593
	FUND SOURCE	MATCH	FY21	FY22	FY23	FY24
PE	Federal - AC CONVERSION	\$11	\$45	\$0	\$0	\$0
CN	Federal - AC CONVERSION	\$3,234,612	\$1,945,008	\$4,006,974	\$6,986,465	\$0
	Federal - NHS/NHPP	\$1,686,256	\$0	\$467,022	\$6,278,000	\$0
CN TOTAL		\$4,920,867	\$1,945,008	\$4,473,996	\$13,264,465	\$0
CN AC	Federal - AC	\$2,746,465	\$0	\$3,999,394	\$6,986,465	\$0

MPO		NonMPO				
GROUPING		Construction : Rail				
ROUTE/STREET					TOTAL COST	\$415,000
	FUND SOURCE	MATCH	FY21	FY22	FY23	FY24
CN	Federal - RAIL	\$36,111	\$0	\$0	\$325,000	\$0

MPO		NonMPO				
GROUPING		Construction : Safety/ITS/Operational Improvements				
ROUTE/STREET					TOTAL COST	\$310,435,643
	FUND SOURCE	MATCH	FY21	FY22	FY23	FY24
PE	Federal - AC CONVERSION	\$119,952	\$8,567	\$0	\$0	\$476,000
	Federal - HSIP	\$43,889	\$0	\$88,500	\$71,500	\$235,000
	Federal - STP/STBG	\$488,000	\$0	\$0	\$1,124,000	\$828,000
PE TOTAL		\$651,841	\$8,567	\$88,500	\$1,195,500	\$1,539,000
RW	Federal - STP/STBG	\$438,511	\$0	\$0	\$1,191,000	\$563,045
CN	Federal - AC CONVERSION	\$2,075,691	\$3,574,781	\$0	\$2,740,000	\$4,070,463
	Federal - HSIP	\$1,490,237	\$5,679,459	\$6,081,856	\$1,650,819	\$0
	Federal - NHS/NHPP	\$25,000	\$0	\$100,000	\$0	\$0
	Federal - STP/STBG	\$633,813	\$0	\$456,313	\$1,729,982	\$348,955
CN TOTAL		\$4,224,741	\$9,254,240	\$6,638,169	\$6,120,801	\$4,419,418
CN AC	Federal - AC	\$8,093,821	\$1,534,761	\$9,763,687	\$11,753,768	\$9,323,067

MPO		NonMPO				
GROUPING		Construction : Transportation Enhancement/Byway/Non-Traditional				
ROUTE/STREET					TOTAL COST	\$31,974,398
	FUND SOURCE	MATCH	FY21	FY22	FY23	FY24
CN	Federal - FLH	\$583,750	\$2,335,000	\$0	\$0	\$0
	Federal - TAP/F	\$240,494	\$961,977	\$0	\$0	\$0
CN TOTAL		\$824,244	\$3,296,977	\$0	\$0	\$0
CN AC	Federal - AC	\$300,245	\$2,420,758	\$281,445	\$0	\$0

MPO	Bristol					
GROUPING	Maintenance : Preventive Maintenance and System Preservation					
PROGRAM NOTE	Funding identified to be obligated districtwide as projects are identified.					
ROUTE/STREET					TOTAL COST	\$65,941,946
	FUND SOURCE	MATCH	FY21	FY22	FY23	FY24
CN	Federal - NHS/NHPP	\$0	\$8,194,023	\$8,194,023	\$8,194,023	\$8,194,023
	Federal - STP/STBG	\$0	\$7,142,995	\$10,847,877	\$4,703,500	\$10,471,482
CN TOTAL		\$0	\$15,337,018	\$19,041,900	\$12,897,523	\$18,665,505

MPO	Bristol					
GROUPING	Maintenance : Preventive Maintenance for Bridges					
PROGRAM NOTE	Funding identified to be obligated districtwide as projects are identified.					
ROUTE/STREET					TOTAL COST	\$20,536,766
	FUND SOURCE	MATCH	FY21	FY22	FY23	FY24
CN	Federal - NHS/NHPP	\$0	\$70,775	\$1,000,000	\$1,000,000	\$1,000,000
	Federal - STP/STBG	\$0	\$2,400,000	\$4,220,686	\$6,558,217	\$4,287,088
CN TOTAL		\$0	\$2,470,775	\$5,220,686	\$7,558,217	\$5,287,088

MPO	Bristol					
GROUPING	Maintenance : Traffic and Safety Operations					
PROGRAM NOTE	Funding identified to be obligated districtwide as projects are identified.					
ROUTE/STREET					TOTAL COST	\$26,081,512
	FUND SOURCE	MATCH	FY21	FY22	FY23	FY24
CN	Federal - NHFP	\$0	\$2,500,000	\$2,500,000	\$0	\$0
	Federal - STP/STBG	\$0	\$4,125,374	\$4,306,141	\$6,292,900	\$6,357,097
CN TOTAL		\$0	\$6,625,374	\$6,806,141	\$6,292,900	\$6,357,097

Bristol MPO Project Groupings

GROUPING		Construction : Bridge Rehabilitation/Replacement/Reconstruction				
ROUTE/STREET					TOTAL COST	\$9,110,792
	FUND SOURCE	MATCH	FY21	FY22	FY23	FY24
		\$0	\$0	\$0	\$0	\$0

GROUPING		Construction : Rail				
ROUTE/STREET					TOTAL COST	\$1,500,000
	FUND SOURCE	MATCH	FY21	FY22	FY23	FY24
CN	Federal - RAIL	\$36,111	\$0	\$0	\$325,000	\$0

GROUPING		Construction : Safety/ITS/Operational Improvements				
ROUTE/STREET					TOTAL COST	\$177,732,880
	FUND SOURCE	MATCH	FY21	FY22	FY23	FY24
PE	Federal - AC CONVERSION	\$64,376	\$257,502	\$0	\$0	\$0
	Federal - HSIP	\$2,222	\$0	\$0	\$20,000	\$0
	Federal - NHS/NHPP	\$37,500	\$0	\$0	\$0	\$150,000
	Federal - STP/STBG	\$51,500	\$0	\$0	\$206,000	\$0
PE TOTAL		\$155,598	\$257,502	\$0	\$226,000	\$150,000
RW	Federal - AC CONVERSION	\$1,398,251	\$2,596,769	\$1,344,469	\$1,651,767	\$0
	Federal - NHS/NHPP	\$87,500	\$0	\$0	\$0	\$350,000
	Federal - STP/STBG	\$104,171	\$150,685	\$0	\$266,000	\$0
RW TOTAL		\$1,589,923	\$2,747,454	\$1,344,469	\$1,917,767	\$350,000
CN	Federal - AC CONVERSION	\$706,603	\$2,526,411	\$300,000	\$0	\$0
	Federal - HSIP	\$139,937	\$1,219,713	\$0	\$39,720	\$0
	Federal - NHS/NHPP	\$94,384	\$377,536	\$0	\$0	\$0
	Federal - STP/STBG	\$3,000	\$0	\$0	\$12,000	\$0
CN TOTAL		\$943,924	\$4,123,660	\$300,000	\$51,720	\$0
CN AC	Federal - AC	\$83,342	\$555,591	\$0	\$0	\$0

GROUPING		Construction : Transportation Enhancement/Byway/Non-Traditional				
ROUTE/STREET					TOTAL COST	\$1,412,461
	FUND SOURCE	MATCH	FY21	FY22	FY23	FY24
RW	Federal - HSIP	\$1,667	\$15,000	\$0	\$0	\$0
	Federal - TAP/F	\$7,500	\$30,000	\$0	\$0	\$0
RW TOTAL		\$9,167	\$45,000	\$0	\$0	\$0
CN	Federal - AC CONVERSION	\$14,843	\$0	\$0	\$0	\$133,588
	Federal - HSIP	\$3,733	\$0	\$0	\$33,597	\$0
	Federal - TAP/F	\$590,259	\$1,335,090	\$1,025,945	\$0	\$0
CN TOTAL		\$608,835	\$1,335,090	\$1,025,945	\$33,597	\$133,588

GROUPING		Maintenance : Preventive Maintenance and System Preservation				
PROGRAM NOTE		Funding identified to be obligated districtwide as projects are identified.				
ROUTE/STREET					TOTAL COST	\$65,941,946
	FUND SOURCE	MATCH	FY21	FY22	FY23	FY24
CN	Federal - NHS/NHPP	\$0	\$8,194,023	\$8,194,023	\$8,194,023	\$8,194,023
	Federal - STP/STBG	\$0	\$7,142,995	\$10,847,877	\$4,703,500	\$10,471,482
CN TOTAL		\$0	\$15,337,018	\$19,041,900	\$12,897,523	\$18,665,505

GROUPING		Maintenance : Preventive Maintenance for Bridges				
PROGRAM NOTE		Funding identified to be obligated districtwide as projects are identified.				
ROUTE/STREET					TOTAL COST	\$20,536,766
	FUND SOURCE	MATCH	FY21	FY22	FY23	FY24
CN	Federal - NHS/NHPP	\$0	\$70,775	\$1,000,000	\$1,000,000	\$1,000,000
	Federal - STP/STBG	\$0	\$2,400,000	\$4,220,686	\$6,558,217	\$4,287,088
CN TOTAL		\$0	\$2,470,775	\$5,220,686	\$7,558,217	\$5,287,088

GROUPING		Maintenance : Traffic and Safety Operations				
PROGRAM NOTE		Funding identified to be obligated districtwide as projects are identified.				
ROUTE/STREET					TOTAL COST	\$26,081,512
	FUND SOURCE	MATCH	FY21	FY22	FY23	FY24
CN	Federal - NHFP	\$0	\$2,500,000	\$2,500,000	\$0	\$0
	Federal - STP/STBG	\$0	\$4,125,374	\$4,306,141	\$6,292,900	\$6,357,097
CN TOTAL		\$0	\$6,625,374	\$6,806,141	\$6,292,900	\$6,357,097

Kingsport MPO

Project Groupings

GROUPING		Construction : Bridge Rehabilitation/Replacement/Reconstruction				
ROUTE/STREET					TOTAL COST	\$8,908,123
	FUND SOURCE	MATCH	FY21	FY22	FY23	FY24
		\$0	\$0	\$0	\$0	\$0

GROUPING		Construction : Rail				
ROUTE/STREET					TOTAL COST	\$1,500,000
	FUND SOURCE	MATCH	FY21	FY22	FY23	FY24
		\$0	\$0	\$0	\$0	\$0

GROUPING		Construction : Safety/ITS/Operational Improvements				
ROUTE/STREET					TOTAL COST	\$22,485,757
	FUND SOURCE	MATCH	FY21	FY22	FY23	FY24
PE	Federal - HSIP	\$3,889	\$0	\$35,000	\$0	\$0
CN	Federal - AC CONVERSION	\$561,022	\$658,736	\$1,585,351	\$0	\$0
	Federal - HSIP	\$9,284	\$83,556	\$0	\$0	\$0
CN TOTAL		\$570,306	\$742,292	\$1,585,351	\$0	\$0

GROUPING		Construction : Transportation Enhancement/Byway/Non-Traditional				
ROUTE/STREET					TOTAL COST	\$60,042
	FUND SOURCE	MATCH	FY21	FY22	FY23	FY24
		\$0	\$0	\$0	\$0	\$0

GROUPING		Maintenance : Preventive Maintenance and System Preservation				
PROGRAM NOTE		Funding identified to be obligated districtwide as projects are identified.				
ROUTE/STREET					TOTAL COST	\$65,941,946
	FUND SOURCE	MATCH	FY21	FY22	FY23	FY24
CN	Federal - NHS/NHPP	\$0	\$8,194,023	\$8,194,023	\$8,194,023	\$8,194,023
	Federal - STP/STBG	\$0	\$7,142,995	\$10,847,877	\$4,703,500	\$10,471,482
CN TOTAL		\$0	\$15,337,018	\$19,041,900	\$12,897,523	\$18,665,505

GROUPING		Maintenance : Preventive Maintenance for Bridges				
PROGRAM NOTE		Funding identified to be obligated districtwide as projects are identified.				
ROUTE/STREET					TOTAL COST	\$20,536,766
	FUND SOURCE	MATCH	FY21	FY22	FY23	FY24
CN	Federal - NHS/NHPP	\$0	\$70,775	\$1,000,000	\$1,000,000	\$1,000,000
	Federal - STP/STBG	\$0	\$2,400,000	\$4,220,686	\$6,558,217	\$4,287,088
CN TOTAL		\$0	\$2,470,775	\$5,220,686	\$7,558,217	\$5,287,088

GROUPING		Maintenance : Traffic and Safety Operations				
PROGRAM NOTE		Funding identified to be obligated districtwide as projects are identified.				
ROUTE/STREET					TOTAL COST	\$26,081,512
	FUND SOURCE	MATCH	FY21	FY22	FY23	FY24
CN	Federal - NHFP	\$0	\$2,500,000	\$2,500,000	\$0	\$0
	Federal - STP/STBG	\$0	\$4,125,374	\$4,306,141	\$6,292,900	\$6,357,097
CN TOTAL		\$0	\$6,625,374	\$6,806,141	\$6,292,900	\$6,357,097

CULPEPER DISTRICT

Culpeper District Interstate Projects

MPO	Multiple MPOs						
UPC NO	115852	SCOPE	Traffic Management/Engineering				
SYSTEM	Interstate	JURISDICTION	Statewide		OVERSIGHT	NFO	
PROJECT	ITTF FY20 Micro Transit				ADMIN BY	DRPT	
DESCRIPTION	FROM: Various TO: Various						
ROUTE/STREET	9999				TOTAL COST	\$500,000	
	FUND SOURCE	MATCH	FY21	FY22	FY23	FY24	
PE AC	Federal - AC OTHER	\$0	\$500,000	\$0	\$0	\$0	

Culpeper District Primary Projects

MPO	Charlottesville					
UPC NO	77383	SCOPE	Reconstruction w/ Added Capacity			
SYSTEM	Primary	JURISDICTION	Albemarle County		OVERSIGHT	
PROJECT	RTE 29 - WIDENING & CORRIDOR IMPROVEMENTS				ADMIN BY	VDOT
DESCRIPTION	FROM: ROUTE 643 (POLO GROUNDS ROAD) TO: ROUTE 1719 (TOWN CENTER DRIVE) (1.8300 MI)					
PROGRAM NOTE	All funds obligated based on current allocations/estimate					
ROUTE/STREET	0029				TOTAL COST	\$50,235,940
	FUND SOURCE	MATCH	FY21	FY22	FY23	FY24
			\$0	\$0	\$0	\$0

MPO	Charlottesville					
UPC NO	106136	SCOPE	Reconstruction w/ Added Capacity			
SYSTEM	Primary	JURISDICTION	Albemarle County		OVERSIGHT	FO
PROJECT	US-29 RIO ROAD GRADE SEPARATED INTERSECTION				ADMIN BY	VDOT
DESCRIPTION	FROM: ROUTE 851 (DOMINION DRIVE) TO: ROUTE 1417 (WOODBROOK DRIVE) (1.0000 MI)					
PROGRAM NOTE	WAITING FINANCIAL CLOSURE					
ROUTE/STREET	SEMINOLE TRAIL (0029)				TOTAL COST	\$66,463,579
	FUND SOURCE	MATCH	FY21	FY22	FY23	FY24
PE	Federal - NHS/NHPP	\$0	(\$2,571,196)	\$0	\$0	\$0
RW AC	Federal - AC OTHER	\$0	\$5,791,457	\$0	\$0	\$0
CN AC	Federal - AC OTHER	\$0	\$4,829,920	\$0	\$0	\$0

MPO	Northern Virginia					
UPC NO	110375	SCOPE				
SYSTEM	Primary	JURISDICTION	Fauquier County		OVERSIGHT	NFO
PROJECT	#HB2.FY17 CONST INTR AT RTE 15/17/29 BUS GARVEE DEBT SERVICE				ADMIN BY	VDOT
DESCRIPTION						
PROGRAM NOTE	Includes \$1,807,046 GAREE Debt Service Interest Prev, \$988,611 GARVEE Service Interest FFY21, \$958,704 GARVEE Debt Service Interest FFY22, \$897,536 GARVEE Debt Service Interest FFY23, \$833,271 GARVEE Debt Service Interest FFY24, \$4,227,633 GARVEE Debt Service Interest FFY25-35. Total GARVEE Debt Service Interest \$9,712,800. Corresponding CN UPC 77384 which is included in CN: Safety/ITS/Operational Improvements grouping.					
ROUTE/STREET	0029				TOTAL COST	\$9,712,800
	FUND SOURCE	MATCH	FY21	FY22	FY23	FY24
PE	Federal - AC CONVERSION		\$0	\$958,704	\$897,536	\$83,371
	Federal - NHS/NHPP	\$0	\$988,611	\$0	\$0	\$0
PE TOTAL		\$0	\$988,611	\$958,704	\$897,536	\$83,371
PE AC	Federal - AC	\$0	\$6,917,144	\$0	\$0	\$0

Culpeper District Secondary Projects

MPO	Charlottesville					
UPC NO	106137	SCOPE	New Construction Roadway			
SYSTEM	Secondary	JURISDICTION	Albemarle County		OVERSIGHT	NFO
PROJECT	BERKMAR DRIVE EXTENDED (CONSTRUCTION OF NEW ROADWAY)				ADMIN BY	VDOT
DESCRIPTION	FROM: HILTON HEIGHTS ROAD TO: TOWNCENTER DRIVE (2.3000 MI)					
PROGRAM NOTE	Waiting Financial Closure					
ROUTE/STREET	BERKMAR DRIVE EXTENDED (9999)				TOTAL COST	\$46,933,010
	FUND SOURCE	MATCH	FY21	FY22	FY23	FY24
			\$0	\$0	\$0	\$0

MPO	Northern Virginia					
UPC NO	104300	SCOPE	Reconstruction w/o Added Capacity			
SYSTEM	Secondary	JURISDICTION	Fauquier County		OVERSIGHT	NFO
PROJECT	ROGUES ROAD - RECONSTRUCTION OF ROAD				ADMIN BY	VDOT
DESCRIPTION	FROM: 0.005 Mi. N. Academic Ave TO: 0.359 Mi. N. Academic Ave (0.3540 MI)					
ROUTE/STREET	ROGUES ROAD (0602)				TOTAL COST	\$5,013,644
	FUND SOURCE	MATCH	FY21	FY22	FY23	FY24
CN	Federal - STP/STBG	\$398,509	\$0	\$1,594,035	\$0	\$0
CN AC	Federal - AC OTHER	\$141,491	\$0	\$565,965	\$0	\$0

Culpeper District Urban Projects

MPO	Charlottesville					
UPC NO	110381	SCOPE				
SYSTEM	Urban	JURISDICTION	Charlottesville		OVERSIGHT	NFO
PROJECT	#HB2.FY17 EMMET ST. STR SCAPE & INTSECT GARVEE DEBT SERVICE				ADMIN BY	VDOT
DESCRIPTION						
PROGRAM NOTE	Includes \$847,583 GARVEE Debt Service Interest Prev, \$374,548 GARVEE Debt Service Interest FFY21, \$425,719 GARVEE Debt Service Interest FFY22, \$401,699 GARVEE Debt Service Interest FFY23, \$373,104 GARVEE Debt Service Interest FFY24, \$1,885,164 GARVEE Debt Service Interest FFY25-36. Total GARVEE Debt Service Interest \$4,307,817. Corresponding CN UPC 109551 which is included in Construction : Safety/ITS/Operational Improvements grouping.					
ROUTE/STREET	0000				TOTAL COST	\$4,307,817
	FUND SOURCE	MATCH	FY21	FY22	FY23	FY24
PE	Federal - AC CONVERSION	\$0	\$0	\$425,719	\$401,699	\$373,104
	Federal - NHS/NHPP	\$0	\$374,548	\$0	\$0	\$0
PE TOTAL		\$0	\$374,548	\$425,719	\$401,699	\$373,104
PE AC	Federal - AC	\$0	\$3,085,686	\$0	\$0	\$0

MPO	Charlottesville					
UPC NO	75878	SCOPE	Bridge Replacement w/o Added Capacity			
SYSTEM	Urban	JURISDICTION	Charlottesville		OVERSIGHT	NFO
PROJECT	#SGR - RTE 20 - BRIDGE REPLACEMENT				ADMIN BY	Locally
DESCRIPTION	FROM: GARRETT STREET/LEVY AVENUE (0.173 mi south of Water Street) TO: EAST MARKET STREET (0.095 north of Water Street) (0.2680 MI)					
ROUTE/STREET	9TH STREET NE (0020)				TOTAL COST	\$25,187,399
	FUND SOURCE	MATCH	FY21	FY22	FY23	FY24
CN	Federal - BR	\$32,216	\$128,863	\$0	\$0	\$0
	Federal - HIP/F	\$22	\$87	\$0	\$0	\$0
	Federal - STP/STBG	\$171,763	\$687,051	\$0	\$0	\$0
	Other	\$6,160,904	\$6,160,904	\$0	\$0	\$0
CN TOTAL		\$6,364,904	\$6,976,905	\$0	\$0	\$0
CN AC	Federal - AC	\$281,629	\$1,126,514	\$0	\$0	\$0
	Federal - AC OTHER	\$0	\$6,047,214	\$0	\$0	\$0
CN AC		\$281,629	\$7,173,728	\$0	\$0	\$0

MPO	Charlottesville					
UPC NO	109089	SCOPE	Landscaping/Beautification			
SYSTEM	Urban	JURISDICTION	Charlottesville		OVERSIGHT	NFO
PROJECT	LANDSCAPING FOR RTE. 29 (EMMET STREET) / RTE. 250 BYPASS INT				ADMIN BY	VDOT
DESCRIPTION	FROM: 0.123 MI. SOUTH OF RTE 29 / RTE 250 BYPASS INTERCHANGE TO: 0.369 MI. NORTH OF RTE 29 / RTE 250 BYPASS INTERCHANGE (0.4290 MI)					
PROGRAM NOTE	All funds obligated based on current allocations/estimate					
ROUTE/STREET	EMMET STREET (0029)				TOTAL COST	\$140,000
	FUND SOURCE	MATCH	FY21	FY22	FY23	FY24
		\$0	\$0	\$0	\$0	\$0

MPO	Charlottesville					
UPC NO	60233	SCOPE	New Construction Roadway			
SYSTEM	Urban	JURISDICTION	Charlottesville		OVERSIGHT	NFO
PROJECT	HILLSDALE DRIVE EXTENDED (3 LANES)				ADMIN BY	Locally
DESCRIPTION	FROM: GREENBRIER DRIVE TO: HYDRAULIC ROAD (0.8500 MI)					
PROGRAM NOTE	Waiting Financial Closure.					
ROUTE/STREET	HILLSDALE DRIVE				TOTAL COST	\$27,396,255
	FUND SOURCE	MATCH	FY21	FY22	FY23	FY24
		\$0	\$0	\$0	\$0	\$0

MPO	Charlottesville					
UPC NO	106138	SCOPE	New Construction Roadway			
SYSTEM	Urban	JURISDICTION	Charlottesville		OVERSIGHT	NFO
PROJECT	HILLSDALE EXTENDED SOUTH / US-29 HYDRAULIC PE				ADMIN BY	VDOT
DESCRIPTION	FROM: HYDRAULIC ROAD TO: HOLIDAY DRIVE					
PROGRAM NOTE	Child UPCs 106139, 110333					
ROUTE/STREET	HILLSDALE DRIVE (0000)				TOTAL COST	\$10,000,000
	FUND SOURCE	MATCH	FY21	FY22	FY23	FY24
PE	Federal - NHPP/E	\$0	\$0	\$0	\$1,500,000	\$0

MPO	Charlottesville					
UPC NO	106139	SCOPE	Reconstruction w/ Added Capacity			
SYSTEM	Urban	JURISDICTION	Charlottesville		OVERSIGHT	NFO
PROJECT	US-29 HYDRAULIC ROAD GRADE SEPARATED INTERSECTION (PE ONLY)				ADMIN BY	VDOT
DESCRIPTION	FROM: ROUTE 250 (IVY ROAD) TO: NCL CITY OF CHARLOTTESVILLE (0.8500 MI)					
PROGRAM NOTE	Parent UPC 106138					
ROUTE/STREET	SEMINOLE TRAIL (0000)				TOTAL COST	\$8,000,000
	FUND SOURCE	MATCH	FY21	FY22	FY23	FY24
PE AC	Federal - AC OTHER	\$0	\$3,000,000	\$0	\$0	\$0

MPO	Charlottesville					
UPC NO	110333	SCOPE	Preliminary Engineering			
SYSTEM	Urban	JURISDICTION	Charlottesville		OVERSIGHT	NFO
PROJECT	ENG ANALYSIS FOR US-29/HYD. RD AREA TRANSPRO IMPROVMT				ADMIN BY	VDOT
DESCRIPTION	FROM: US-29 / HYDRAULIC INT. TO: US-29 / HYDRAULIC INT. (0.8500 MI)					
PROGRAM NOTE	All funds obligated based on current allocations/estimate. Parent UPC 106138					
ROUTE/STREET	SEMINOLE TRAIL (0000)				TOTAL COST	\$2,000,000
	FUND SOURCE	MATCH	FY21	FY22	FY23	FY24
		\$0	\$0	\$0	\$0	\$0

Culpeper District Enhancement Projects

MPO	NonMPO					
UPC NO	111975	SCOPE	Rehabilitation of Historic Bldgs/Facilities			
SYSTEM	Enhancement	JURISDICTION	Remington	OVERSIGHT	NFO	
PROJECT	Remington Depot - C502 Exterior Restoration			ADMIN BY	Locally	
DESCRIPTION	FROM: Historic Remington Depot TO: Historic Remington Depot					
PROGRAM NOTE	All funds obligated based on current allocations/estimate					
ROUTE/STREET	EN09			TOTAL COST	\$122,723	
	FUND SOURCE	MATCH	FY21	FY22	FY23	FY24
			\$0	\$0	\$0	\$0

Culpeper District Project Groupings

MPO		NonMPO				
GROUPING		Construction : Bridge Rehabilitation/Replacement/Reconstruction				
ROUTE/STREET					TOTAL COST	\$43,550,939
	FUND SOURCE	MATCH	FY21	FY22	FY23	FY24
PE	Federal - BR	\$930	\$0	\$3,720	\$0	\$0
PE AC	Federal - AC	\$125,000	\$0	\$500,000	\$0	\$0
RW	Federal - BR	\$137,820	\$0	\$168,758	\$302,522	\$80,000
RW AC	Federal - AC	\$9,381	\$0	\$37,522	\$0	\$0
CN	Federal - BR	\$1,263,251	\$0	\$350,464	\$2,404,212	\$2,298,328
	Federal - NHS/NHPP	\$35,848	\$0	\$0	\$0	\$143,390
CN TOTAL		\$1,299,099	\$0	\$350,464	\$2,404,212	\$2,441,718
CN AC	Federal - AC	\$2,376,955	\$0	\$849,536	\$0	\$8,658,282

MPO		NonMPO				
GROUPING		Construction : Rail				
ROUTE/STREET					TOTAL COST	\$1,919,902
	FUND SOURCE	MATCH	FY21	FY22	FY23	FY24
PE	Federal - RAIL	\$2,778	\$0	\$0	\$0	\$25,000
CN	Federal - RAIL	\$72,778	\$0	\$0	\$0	\$655,000

MPO		NonMPO				
GROUPING		Construction : Safety/ITS/Operational Improvements				
ROUTE/STREET					TOTAL COST	\$125,395,213
	FUND SOURCE	MATCH	FY21	FY22	FY23	FY24
PE	Federal - HSIP	\$8,889	\$80,000	\$0	\$0	\$0
PE AC	Federal - AC	\$166,716	\$123,167	\$0	\$0	\$1,377,277
RW	Federal - HSIP	\$159,987	\$0	\$1,439,885	\$0	\$0
	Federal - STP/STBG	\$237,500	\$0	\$950,000	\$0	\$0
RW TOTAL		\$397,487	\$0	\$2,389,885	\$0	\$0
RW AC	Federal - AC	\$101,124	\$0	\$910,115	\$0	\$0
CN	Federal - AC CONVERSION	\$70,462	\$490,815	\$0	\$143,340	\$0
	Federal - HSIP	\$62,084	(\$21,665)	\$0	\$270,000	\$0
CN TOTAL		\$132,545	\$469,150	\$0	\$413,340	\$0
CN AC	Federal - AC	\$0	\$0	\$143,340	\$4,219,246	\$13,605,892

MPO		NonMPO				
GROUPING		Construction : Transportation Enhancement/Byway/Non-Traditional				
ROUTE/STREET					TOTAL COST	\$22,272,079
	FUND SOURCE	MATCH	FY21	FY22	FY23	FY24
CN	Federal - TAP/F	\$246,389	\$751,147	\$212,000	\$22,408	\$0
CN AC	Federal - AC	\$406,887	\$607,737	\$53,000	\$966,811	\$0

MPO	Charlottesville						
GROUPING	Maintenance : Preventive Maintenance and System Preservation						
PROGRAM NOTE	Funding identified to be obligated districtwide as projects are identified.						
ROUTE/STREET						TOTAL COST	\$42,054,529
	FUND SOURCE	MATCH	FY21	FY22	FY23	FY24	
CN	Federal - NHS/NHPP	\$0	\$2,130,713	\$2,130,713	\$2,130,713	\$2,130,713	
	Federal - STP/STBG	\$0	\$5,364,923	\$9,356,080	\$8,522,368	\$10,288,306	
CN TOTAL		\$0	\$7,495,636	\$11,486,793	\$10,653,081	\$12,419,019	

MPO	Charlottesville						
GROUPING	Maintenance : Preventive Maintenance for Bridges						
PROGRAM NOTE	Funding identified to be obligated districtwide as projects are identified.						
ROUTE/STREET						TOTAL COST	\$17,737,292
	FUND SOURCE	MATCH	FY21	FY22	FY23	FY24	
CN	Federal - NHS/NHPP	\$0	\$1,000,000	\$1,000,000	\$1,000,000	\$1,000,000	
	Federal - STP/STBG	\$0	\$3,487,446	\$3,515,822	\$3,517,075	\$3,216,949	
CN TOTAL		\$0	\$4,487,446	\$4,515,822	\$4,517,075	\$4,216,949	

MPO	Charlottesville						
GROUPING	Maintenance : Traffic and Safety Operations						
PROGRAM NOTE	Funding identified to be obligated districtwide as projects are identified.						
ROUTE/STREET						TOTAL COST	\$5,101,690
	FUND SOURCE	MATCH	FY21	FY22	FY23	FY24	
CN	Federal - STP/STBG	\$0	\$1,016,242	\$914,370	\$1,688,335	\$1,482,743	

Charlottesville MPO

Project Groupings

GROUPING		Construction : Bridge Rehabilitation/Replacement/Reconstruction					
ROUTE/STREET						TOTAL COST	\$20,960,612
	FUND SOURCE	MATCH	FY21	FY22	FY23	FY24	
RW	Federal - BR	\$0	\$250,000	\$80,000	\$0	\$0	
	Federal - NHS/NHPP	\$0	\$260,000	\$0	\$0	\$0	
RW TOTAL		\$0	\$510,000	\$80,000	\$0	\$0	
CN	Federal - AC CONVERSION	\$0	\$0	\$0	\$2,440,228	\$0	
	Federal - BR	\$0	\$1,320,000	\$1,609,772	\$890,884	\$0	
	Federal - NHS/NHPP	\$0	\$0	\$790,000	\$0	\$0	
CN TOTAL		\$0	\$1,320,000	\$2,399,772	\$3,331,112	\$0	

GROUPING		Construction : Rail					
ROUTE/STREET						TOTAL COST	\$1,500,000
	FUND SOURCE	MATCH	FY21	FY22	FY23	FY24	
		\$0	\$0	\$0	\$0	\$0	

GROUPING		Construction : Safety/ITS/Operational Improvements					
ROUTE/STREET						TOTAL COST	\$105,329,168
	FUND SOURCE	MATCH	FY21	FY22	FY23	FY24	
PE	Federal - AC CONVERSION	\$137,179	\$13,450	\$407,259	\$0	\$135,481	
	Federal - HSIP	\$12,778	\$0	\$80,000	\$35,000	\$0	
	Federal - NHS/NHPP	\$101,815	\$407,260	\$0	\$0	\$0	
PE TOTAL		\$251,772	\$420,710	\$487,259	\$35,000	\$135,481	
RW	Federal - AC CONVERSION	\$996,751	\$0	\$1,395,252	\$0	\$2,600,087	
	Federal - HIP/F	\$287,095	\$1,148,381	\$0	\$0	\$0	
	Federal - HSIP	\$4,444	\$0	\$0	\$40,000	\$0	
	Federal - NHS/NHPP	\$992,929	\$951,407	\$0	\$0	\$3,020,310	
RW TOTAL		\$2,281,220	\$2,099,788	\$1,395,252	\$40,000	\$5,620,397	
CN	Federal - AC CONVERSION	\$397,444	\$25,000	\$1,617,553	\$0	\$0	
	Federal - HSIP	\$78,185	\$703,669	\$0	\$0	\$0	
	Federal - NHS/NHPP	\$237,852	\$951,407	\$0	\$0	\$0	
	Federal - STP/STBG	\$104,406	\$417,625	\$0	\$0	\$0	
CN TOTAL		\$817,887	\$2,097,701	\$1,617,553	\$0	\$0	
CN AC	Federal - AC	\$182,245	\$1,640,204	\$0	\$0	\$0	

GROUPING		Construction : Transportation Enhancement/Byway/Non-Traditional					
ROUTE/STREET						TOTAL COST	\$4,992,889
	FUND SOURCE	MATCH	FY21	FY22	FY23	FY24	
		\$0	\$0	\$0	\$0	\$0	

GROUPING		Maintenance : Preventive Maintenance and System Preservation				
PROGRAM NOTE		Funding identified to be obligated districtwide as projects are identified.				
ROUTE/STREET					TOTAL COST	\$42,054,529
	FUND SOURCE	MATCH	FY21	FY22	FY23	FY24
CN	Federal - NHS/NHPP	\$0	\$2,130,713	\$2,130,713	\$2,130,713	\$2,130,713
	Federal - STP/STBG	\$0	\$5,364,923	\$9,356,080	\$8,522,368	\$10,288,306
CN TOTAL		\$0	\$7,495,636	\$11,486,793	\$10,653,081	\$12,419,019

GROUPING		Maintenance : Preventive Maintenance for Bridges				
PROGRAM NOTE		Funding identified to be obligated districtwide as projects are identified.				
ROUTE/STREET					TOTAL COST	\$17,737,292
	FUND SOURCE	MATCH	FY21	FY22	FY23	FY24
CN	Federal - NHS/NHPP	\$0	\$1,000,000	\$1,000,000	\$1,000,000	\$1,000,000
	Federal - STP/STBG	\$0	\$3,487,446	\$3,515,822	\$3,517,075	\$3,216,949
CN TOTAL		\$0	\$4,487,446	\$4,515,822	\$4,517,075	\$4,216,949

GROUPING		Maintenance : Traffic and Safety Operations				
PROGRAM NOTE		Funding identified to be obligated districtwide as projects are identified.				
ROUTE/STREET					TOTAL COST	\$5,101,690
	FUND SOURCE	MATCH	FY21	FY22	FY23	FY24
CN	Federal - STP/STBG	\$0	\$1,016,242	\$914,370	\$1,688,335	\$1,482,743

FREDERICKSBURG DISTRICT

Fredericksburg District Interstate Projects

MPO	Fredericksburg					
UPC NO	101595	SCOPE	Reconstruction w/ Added Capacity			
SYSTEM	Interstate	JURISDICTION	Fredericksburg		OVERSIGHT	FO
PROJECT	#HB2.FY17 I-95 RAPPAHANNOCK RIVER CROSSING (SOUTHBOUND)				ADMIN BY	VDOT
DESCRIPTION	FROM: 1.29 Miles South of Rte 3 (Exit 130) TO: 0.31 Miles North of Truslow Road (5.9500 MI)					
PROGRAM NOTE	Includes \$1,165,954 GARVEE Debt Service Principal FFY22, \$1,224,310 GARVEE Debt Service Principal FFY23, \$1,286,168 GARVEE Debt Service Principal FFY24. Total GARVEE Debt Service Principal \$25,263,501. Corresponding Debt Service UPC 111980. Linked with UPC 110595, 112046					
ROUTE/STREET	INTERSTATE 95 (0095)				TOTAL COST	\$116,129,998
	FUND SOURCE	MATCH	FY21	FY22	FY23	FY24
PE	Federal - STP/STBG	\$0	\$1,505,999	\$0	\$0	\$0
CN	Federal - AC CONVERSION	\$0	\$0	\$9,472,555	\$1,224,310	\$1,286,168
	Federal - NHS/NHPP	\$0	\$604,298	\$0	\$0	\$0
	Federal - STP/STBG	\$0	\$4,654,697	\$0	\$0	\$0
CN TOTAL		\$0	\$5,258,995	\$9,472,555	\$1,224,310	\$1,286,168
CN AC	Federal - AC	\$0	\$33,570,102	\$0	\$0	\$0
	Federal - AC OTHER	\$0	\$21,775,337	\$0	\$0	\$0
CN AC		\$0	\$55,345,439	\$0	\$0	\$0

MPO	Fredericksburg					
UPC NO	105510	SCOPE	Reconstruction w/ Added Capacity			
SYSTEM	Interstate	JURISDICTION	Fredericksburg		OVERSIGHT	FO
PROJECT	I-95 Rappahannock River Crossing - Northbound				ADMIN BY	VDOT
DESCRIPTION	FROM: Exit 130 TO: Exit 133					
ROUTE/STREET	INTERSTATE 95 (0095)				TOTAL COST	\$127,000,000
	FUND SOURCE	MATCH	FY21	FY22	FY23	FY24
CN	Federal - AC CONVERSION	\$300,000	\$480,000	\$720,000	\$0	\$0

MPO	Fredericksburg					
UPC NO	107715	SCOPE	Safety			
SYSTEM	Interstate	JURISDICTION	Fredericksburg		OVERSIGHT	NFO
PROJECT	I-95 SAFETY IMPROVEMENTS AT ROUTE 3				ADMIN BY	VDOT
DESCRIPTION	FROM: 0.115 MILES SOUTH OF INT. ROUTE 3 TO: 1.22 MILES NORTH OF INT. ROUTE 3 (1.3000 MI)					
PROGRAM NOTE	All funds obligated based on current allocations/estimate					
ROUTE/STREET	INTERSTATE 95 (0095)				TOTAL COST	\$23,000,000
	FUND SOURCE	MATCH	FY21	FY22	FY23	FY24
		\$0	\$0	\$0	\$0	\$0

MPO	Fredericksburg					
UPC NO	111980	SCOPE				
SYSTEM	Interstate	JURISDICTION	Fredericksburg		OVERSIGHT	NFO
PROJECT	#HB2.FY17 I-95 RAPPAHANCK RVR CROSS SB - GARVEE Debt Service				ADMIN BY	VDOT
DESCRIPTION						
PROGRAM NOTE	Includes GARVEE Debt Service Interest FFY25-36. Total GARVEE Debt Service Interest \$10,890,726. Corresponding CN UPC 101595. Linked with UPC 110595, 112046					
ROUTE/STREET	0095				TOTAL COST	\$10,890,726
	FUND SOURCE	MATCH	FY21	FY22	FY23	FY24
PE	Federal - AC CONVERSION	\$0	\$0	\$1,192,649	\$1,189,764	\$1,127,789
PE AC	Federal - AC	\$0	\$10,890,726	\$0	\$0	\$0

MPO	Fredericksburg					
UPC NO	113936	SCOPE	Reconstruction w/ Added Capacity			
SYSTEM	Interstate	JURISDICTION	Fredericksburg		OVERSIGHT	NFO
PROJECT	NB RAPPAHANNOCK RIVER CROSSING-Advance Activities - PE ONLY				ADMIN BY	VDOT
DESCRIPTION	FROM: 1.2 mi. south Exit 130 TO: 2.4 mi. north Exit 133 (6.8000 MI)					
ROUTE/STREET	INTERSTATE 95 (0095)				TOTAL COST	\$5,000,000
	FUND SOURCE	MATCH	FY21	FY22	FY23	FY24
PE AC	Federal - AC OTHER	\$0	\$5,000,000	\$0	\$0	\$0

MPO	Fredericksburg					
UPC NO	13558	SCOPE	Relocation			
SYSTEM	Interstate	JURISDICTION	Stafford County		OVERSIGHT	FO
PROJECT	I-95 – REL OF INT @ RTE 630 W SBGPL OPT BETW EXITS 143 & 140				ADMIN BY	VDOT
DESCRIPTION	FROM: 0.983 Miles South of ROUTE 630 TO: 0.809 Miles North of Route 630 (1.7920 MI)					
PROGRAM NOTE	Includes \$ 12,250,519 GARVEE Debt Service Principal Prev, \$5,617,266 GARVEE Debt Service Principal FFY21, \$5,949,470 GARVEE Debt Service Principal FFY22, \$6,250,378 GARVEE Debt Service Principal FFY23, \$6,562,893 GARVEE Debt Service Principal FFY24. Total GARVEE Debt Service Principal \$107,119,662. Corresponding Debt Service UPC 110382					
ROUTE/STREET	0095				TOTAL COST	\$149,258,496
	FUND SOURCE	MATCH	FY21	FY22	FY23	FY24
RW	Federal - AC CONVERSION	\$0	\$0	\$5,949,470	\$6,250,378	\$6,562,893
	Federal - NHS/NHPP	\$0	\$5,617,266	\$0	\$0	\$0
RW TOTAL		\$0	\$5,617,266	\$5,949,470	\$6,250,378	\$6,562,893
RW AC	Federal - AC	\$0	\$18,155,301	\$0	\$0	\$0
CN	Federal - HSIP	\$0	\$127,022	\$0	\$0	\$0
	Federal - NHPP/E	\$0	\$2,557,605	\$0	\$0	\$0
	Federal - NHS/NHPP	\$0	\$583,822	\$0	\$0	\$0
CN TOTAL		\$0	\$3,268,449	\$0	\$0	\$0
CN AC	Federal - AC	\$0	\$71,096,575	\$0	\$0	\$0
	Federal - AC OTHER	\$0	\$17,270,998	\$0	\$0	\$0
CN AC		\$0	\$88,367,573	\$0	\$0	\$0

MPO	Fredericksburg					
UPC NO	108573	SCOPE	Other			
SYSTEM	Interstate	JURISDICTION	Stafford County		OVERSIGHT	NFO
PROJECT	#HB2.FY17 COMMUTER LOT EXPANSION I-95 E OF EXIT 140				ADMIN BY	VDOT
DESCRIPTION	FROM: COMMUTER LOT EXPANSION E OF EXIT 140 TO: I-95 EAST OF EXIT 140					
PROGRAM NOTE	All funds obligated based on current allocations/estimate. Linked with UPC 4632, 13558, 110382					
ROUTE/STREET	I-95 (0095)				TOTAL COST	\$9,719,243
	FUND SOURCE	MATCH	FY21	FY22	FY23	FY24
			\$0	\$0	\$0	\$0

MPO	Fredericksburg					
UPC NO	110382	SCOPE				
SYSTEM	Interstate	JURISDICTION	Stafford County		OVERSIGHT	NFO
PROJECT	I-95 REL INT 630WSBGPL B/T EXITS 143&140 GARVEE DEBT SERVICE				ADMIN BY	VDOT
DESCRIPTION						
PROGRAM NOTE	Includes \$11,348,915 GARVEE Debt Service Interest Prev, \$4,588,241 GARVEE Debt Service Interest FFY21, \$4,356,251 GARVEE Debt Service Interest FFY22, \$4,055,012 GARVEE Debt Service Interest FFY23, \$3,738,660 GARVEE Debt Service Interest FFY24, \$17,147,877 GARVEE Debt Service Interest FFY25-35. Total GARVEE Debt Service Interest \$45,234,956. Corresponding CN UPC 13558.					
ROUTE/STREET	0095				TOTAL COST	\$45,234,956
	FUND SOURCE	MATCH	FY21	FY22	FY23	FY24
PE	Federal - NHS/NHPP	\$0	\$4,588,241	\$0	\$0	\$0
PE AC	Federal - AC	\$0	\$29,297,800	\$0	\$0	\$0

MPO	Fredericksburg					
UPC NO	110527	SCOPE	Reconstruction w/ Added Capacity			
SYSTEM	Interstate	JURISDICTION	Stafford County		OVERSIGHT	FO
PROJECT	FRED EX - I95 EXPRESS LANES EXT EXITS 143-133 Oversight Prog				ADMIN BY	VDOT
DESCRIPTION	FROM: US Route 17 (Warrenton Road) TO: Route 610 (Garrisonville Road) (10.0000 MI)					
PROGRAM NOTE	All funding obligated based on current allocations/estimate. Linked to UPCs 116369, T-22945					
ROUTE/STREET	0095				TOTAL COST	\$35,000,000
	FUND SOURCE	MATCH	FY21	FY22	FY23	FY24
			\$0	\$0	\$0	\$0

MPO	Fredericksburg					
UPC NO	110595	SCOPE	Bridge Rehab w/o Added Capacity			
SYSTEM	Interstate	JURISDICTION	Stafford County		OVERSIGHT	FO
PROJECT	#SGR RTE 95 SB&NB OVER RTE 17 BRIDGE REPLACE ID 18083/18085				ADMIN BY	VDOT
DESCRIPTION	FROM: Exit 133 TO: Exit 133					
PROGRAM NOTE	Linked with UPC 101595, 12046, 111980					
ROUTE/STREET	INTERSTATE 95 (0095)				TOTAL COST	\$13,333,628
	FUND SOURCE	MATCH	FY21	FY22	FY23	FY24
CN	Federal - AC CONVERSION	\$0	\$4,408,341	\$1,516,189	\$0	\$0

MPO	Fredericksburg					
UPC NO	112046	SCOPE	Bridge Replacement w/ Added Capacity			
SYSTEM	Interstate	JURISDICTION	Stafford County		OVERSIGHT	FO
PROJECT	I-95 SB AT RTE 17 - FRED EX CONNECTION				ADMIN BY	VDOT
DESCRIPTION	FROM: Exit 133 TO: Exit 133					
PROGRAM NOTE	All funding obligated based on current allocations/estimate. Linked with UPC 101595, 111980, 110595					
ROUTE/STREET	INTERSTATE 95 (0095)				TOTAL COST	\$4,000,000
	FUND SOURCE	MATCH	FY21	FY22	FY23	FY24
		\$0	\$0	\$0	\$0	\$0

MPO	Fredericksburg					
UPC NO	114620	SCOPE	Reconstruction w/ Added Capacity			
SYSTEM	Interstate	JURISDICTION	Stafford County		OVERSIGHT	FO
PROJECT	FRED EX - I95 EXPRESS LANES EXTENSION. EXIT 143 TO EXIT 133				ADMIN BY	VDOT
DESCRIPTION	FROM: US Route 17 (Warrenton Road) TO: USMC Truck Road (Russell Road) (10.0000 MI)					
PROGRAM NOTE	All funding obligated based on current allocations/estimate. Other funds anticipated to consist of Equity and TIFIA Loan					
ROUTE/STREET	0095				TOTAL COST	\$488,200,000
	FUND SOURCE	MATCH	FY21	FY22	FY23	FY24
		\$0	\$0	\$0	\$0	\$0

MPO	Fredericksburg					
UPC NO	116369	SCOPE	Reconstruction w/ Added Capacity			
SYSTEM	Interstate	JURISDICTION	Stafford County		OVERSIGHT	FO
PROJECT	FRED-EX - I95 EXPRESS LANES EXTENSION; EXIT 143 TO EXIT 133				ADMIN BY	VDOT
DESCRIPTION	FROM: US ROUTE 17 (Warrenton Road) TO: Route 610 (Garrisonville Road) (10.0000 MI)					
PROGRAM NOTE	All funding obligated based on current allocations/estimate. Linked with UPC 110527					
ROUTE/STREET	0095				TOTAL COST	\$5,000,000
	FUND SOURCE	MATCH	FY21	FY22	FY23	FY24
		\$0	\$0	\$0	\$0	\$0

MPO	Multiple MPOs					
UPC NO	102710	SCOPE	Reconstruction w/ Added Capacity			
SYSTEM	Interstate	JURISDICTION	Statewide		OVERSIGHT	FO
PROJECT	Public Contribution for I-95 HOV/HOT Lanes Project				ADMIN BY	VDOT
DESCRIPTION	FROM: Garrisonville Road TO: 1 Mile North of Edsall Road (28.0000 MI)					
PROGRAM NOTE	All funding based on current allocations/estimate. Waiting Financial Closure. Linked with UPC 103019, 103020, 103106, 102711, 103591, 103222					
ROUTE/STREET	0095				TOTAL COST	\$82,550,000
	FUND SOURCE	MATCH	FY21	FY22	FY23	FY24
		\$0	\$0	\$0	\$0	\$0

MPO	Multiple MPOs					
UPC NO	102711	SCOPE	Reconstruction w/ Added Capacity			
SYSTEM	Interstate	JURISDICTION	Statewide		OVERSIGHT	NFO
PROJECT	I-95 HOV/HOT Lanes Project PPTA Develop & Mgmt. Oversight				ADMIN BY	VDOT
DESCRIPTION	FROM: Garrisonville Road TO: 1 Mile North of Edsall Road (28.0000 MI)					
PROGRAM NOTE	All funds obligated based on current allocations/estimate. Waiting Financial Closure					
ROUTE/STREET	0095				TOTAL COST	\$48,159,488
	FUND SOURCE	MATCH	FY21	FY22	FY23	FY24
			\$0	\$0	\$0	\$0

MPO	Multiple MPOs					
UPC NO	103019	SCOPE	Reconstruction w/ Added Capacity			
SYSTEM	Interstate	JURISDICTION	Statewide		OVERSIGHT	FO
PROJECT	I-95 HOV/HOT Lanes Early Works - Federal Eligible Activity				ADMIN BY	VDOT
DESCRIPTION	FROM: Garrisonville Road TO: 1 mile North of Edsall Road (28.0000 MI)					
PROGRAM NOTE	All funding based on current allocations/estimate All funding based on current allocations/estimate. Waiting Financial Closure. Linked with UPC 102710, 103020, 103106, 102711, 103591, 103222					
ROUTE/STREET	0095				TOTAL COST	\$8,125,718
	FUND SOURCE	MATCH	FY21	FY22	FY23	FY24
			\$0	\$0	\$0	\$0

MPO	Multiple MPOs					
UPC NO	103020	SCOPE	Reconstruction w/ Added Capacity			
SYSTEM	Interstate	JURISDICTION	Statewide		OVERSIGHT	FO
PROJECT	I-95 HOV/HOT Lane Early Works-Non-Fed (Unless Finance Close)				ADMIN BY	VDOT
DESCRIPTION	FROM: Garrisonville Road TO: 1 Mile North of Edsall Road (28.0000 MI)					
PROGRAM NOTE	All funding based on current allocations/estimate All funding based on current allocations/estimate. Waiting Financial Closure. Linked with UPC 102710, 103106, 103019, 102711, 103591, 103222					
ROUTE/STREET	0095				TOTAL COST	\$11,567,195
	FUND SOURCE	MATCH	FY21	FY22	FY23	FY24
			\$0	\$0	\$0	\$0

MPO	Northern Virginia					
UPC NO	103106	SCOPE	Reconstruction w/ Added Capacity			
SYSTEM	Interstate	JURISDICTION	Statewide		OVERSIGHT	FO
PROJECT	I-95 HOV/HOT Lanes Construction				ADMIN BY	VDOT
DESCRIPTION	FROM: Garrisonville Road TO: 1 Mile North of Edsall Road (28.0000 MI)					
PROGRAM NOTE	All funding obligated based on current allocations/estimate. Waiting Financial Closure. Linked with UPC 102710, 103019, 103020, 102711, 103591 ,103222					
ROUTE/STREET	0095				TOTAL COST	\$785,756,087
	FUND SOURCE	MATCH	FY21	FY22	FY23	FY24
			\$0	\$0	\$0	\$0

MPO	Multiple MPOs					
UPC NO	103222	SCOPE	Reconstruction w/ Added Capacity			
SYSTEM	Interstate	JURISDICTION	Statewide		OVERSIGHT	FO
PROJECT	I-95 HOV/HOT Lanes Debt Service				ADMIN BY	VDOT
DESCRIPTION	FROM: Garrisonville Road TO: 1 mile North of Edsall Road (28.0000 MI)					
ROUTE/STREET	0095				TOTAL COST	\$85,618,255
	FUND SOURCE	MATCH	FY21	FY22	FY23	FY24
CN	Federal - AC CONVERSION	\$0	\$0	\$7,443,902	\$7,119,928	\$7,119,194
	Federal - NHS/NHPP	\$0	\$7,443,478	\$0	\$0	\$0
CN TOTAL		\$0	\$7,443,478	\$7,443,902	\$7,119,928	\$7,119,194
CN AC	Federal - AC	\$0	\$43,028,043	\$0	\$0	\$0
	Federal - AC OTHER	\$0	\$2,850,553	\$0	\$0	\$0
CN AC		\$0	\$45,878,596	\$0	\$0	\$0

MPO	Multiple MPOs					
UPC NO	108315	SCOPE	Reconstruction w/ Added Capacity			
SYSTEM	Interstate	JURISDICTION	Statewide		OVERSIGHT	FO
PROJECT	I-95 SOUTHERN EXTENSION EXPRESS LANES PROJECT				ADMIN BY	VDOT
DESCRIPTION	FROM: MM 142.5 (South of Garrisonville Road) TO: MM 145.0 (North of Garrisonville Road) (2.5000 MI)					
PROGRAM NOTE	Includes \$3,599,475 GARVEE Debt Service Principle Prev, \$720,708 GARVEE Debt Service Principle FFY21, \$757,307 GARVEE Debt Service Principle FFY22, \$795,715 GARVEE Debt Service Principle FFY23, \$835,933 GARVEE Debt Service Principle FFY24. Total GARVEE Debt Service Principle \$13,873,591. Corresponding Debt Service UPC 110379.					
ROUTE/STREET	I-95 (0095)				TOTAL COST	\$39,776,717
	FUND SOURCE	MATCH	FY21	FY22	FY23	FY24
CN	Federal - AC CONVERSION	\$0	\$0	\$757,307	\$795,715	\$835,933
	Federal - NHS/NHPP	\$0	\$720,708	\$0	\$0	\$0
CN TOTAL		\$0	\$720,708	\$757,307	\$795,715	\$835,933
CN AC	Federal - AC	\$0	\$9,553,408	\$0	\$0	\$0
	Federal - AC OTHER	\$0	\$26,330,810	\$0	\$0	\$0
CN AC		\$0	\$35,884,218	\$0	\$0	\$0

MPO	Multiple MPOs					
UPC NO	110379	SCOPE				
SYSTEM	Interstate	JURISDICTION	Statewide		OVERSIGHT	NFO
PROJECT	I-95 SOUTHERN EXT EXPRESS LANES PROJECT GARVEE DEBT SERVICE				ADMIN BY	VDOT
DESCRIPTION						
PROGRAM NOTE	Includes \$3,323,636 GARVEE Debt Service Interest Prev, \$504,808 GARVEE Debt Service Interest FFY21, \$468,320 GARVEE Debt Service Interest FFY22, \$429,981 GARVEE Debt Service Interest FFY23, \$389,698 GARVEE Debt Service Interest FFY24, \$1,415,014 GARVEE Debt Service Interest FFY25-31. Total GARVEE Debt Service Interest \$6,531,457. Corresponding CN UPC 108315					
ROUTE/STREET	0095				TOTAL COST	\$6,531,457
	FUND SOURCE	MATCH	FY21	FY22	FY23	FY24
PE	Federal - AC CONVERSION	\$0	\$0	\$468,320	\$429,982	\$389,698
	Federal - NHS/NHPP	\$0	\$504,807	\$0	\$0	\$0
PE TOTAL		\$0	\$504,807	\$468,320	\$429,982	\$389,698
PE AC	Federal - AC	\$0	\$2,703,014	\$0	\$0	\$0

Fredericksburg District Primary Projects

MPO	Fredericksburg					
UPC NO	110932	SCOPE	Facilities for Pedestrians and Bicycles			
SYSTEM	Primary	JURISDICTION	Fredericksburg		OVERSIGHT	NFO
PROJECT	#SMART18 - TWIN LAKE-KENSINGTON BIKE/PED CONNECTOR				ADMIN BY	Locally
DESCRIPTION	FROM: Twin Lakes Drive TO: Saint Paul Street					
ROUTE/STREET	LAFAYETTE BOULEVARD (0001)				TOTAL COST	\$1,981,550
	FUND SOURCE	MATCH	FY21	FY22	FY23	FY24
PE	Federal - CMAQ	\$90,000	\$360,000	\$0	\$0	\$0
RW AC	Federal - AC OTHER	\$0	\$700,000	\$0	\$0	\$0
CN AC	Federal - AC OTHER	\$0	\$0	\$781,550	\$0	\$0

MPO	Fredericksburg					
UPC NO	113997	SCOPE	Safety			
SYSTEM	Primary	JURISDICTION	Fredericksburg		OVERSIGHT	NFO
PROJECT	ROUTE 1 UPGRADES BETWEEN WILLIAM AND CAROLINE STREETS				ADMIN BY	Locally
DESCRIPTION	FROM: WILLIAM STREET TO: CAROLINE STREET (1.6010 MI)					
ROUTE/STREET	JEFFERSON DAVIS HIGHWAY (0001)				TOTAL COST	\$1,260,000
	FUND SOURCE	MATCH	FY21	FY22	FY23	FY24
PE	Federal - HSIP	\$0	\$100,000	\$0	\$0	\$0
RW	Federal - HSIP	\$0	\$0	\$300,000	\$0	\$0
CN	Federal - HSIP	\$0	\$0	\$0	\$660,000	\$0

MPO	Fredericksburg					
UPC NO	115123	SCOPE	Reconstruction w/o Added Capacity			
SYSTEM	Primary	JURISDICTION	Fredericksburg		OVERSIGHT	NFO
PROJECT	#SMART20 LAFAYETTE BLVD/KENMORE AVE/CHARLES ST ROUNDABOUTS				ADMIN BY	Locally
DESCRIPTION	FROM: KENMORE AVE TO: CHARLES ST (0.1000 MI)					
PROGRAM NOTE	All funds obligated based on current allocations/estimate					
ROUTE/STREET	LAFAYETTE BLVD (0001)				TOTAL COST	\$5,800,000
	FUND SOURCE	MATCH	FY21	FY22	FY23	FY24
PE	Federal - STP/STBG	\$0	\$0	\$0	\$0	\$700,000

MPO	Fredericksburg					
UPC NO	109474	SCOPE	Safety			
SYSTEM	Primary	JURISDICTION	Spotsylvania County		OVERSIGHT	NFO
PROJECT	#HB2.FY17 -- NEW COMMUTER PRKG LOT RTE 1 AT COMMONWEALTH DR				ADMIN BY	VDOT
DESCRIPTION	FROM: 0.234 MI. SOUTH OF COMM. DR. TO: 0.175 MI. NORTH OF COMM. DR. (0.4090 MI)					
ROUTE/STREET	JEFFERSON DAVIS HIGHWAY (0001)				TOTAL COST	\$17,880,290
	FUND SOURCE	MATCH	FY21	FY22	FY23	FY24
PE AC	Federal - AC OTHER	\$0	\$1,242,625	\$0	\$0	\$0
RW AC	Federal - AC OTHER	\$0	\$2,533,869	\$0	\$0	\$0
CN AC	Federal - AC OTHER	\$0	\$12,125,187	\$0	\$0	\$0

MPO	Fredericksburg					
UPC NO	110913	SCOPE	Safety			
SYSTEM	Primary	JURISDICTION	Spotsylvania County		OVERSIGHT	NFO
PROJECT	#SMART18 - LAFAYETTE BLVD AND HARRISON RD INTERSECT. IMPROVE				ADMIN BY	VDOT
DESCRIPTION	FROM: 0.003 MI N of Int RTE 620 (Harrison Rd) TO: 0.013 MI N of INT RTE 686 (Lee Street)					
ROUTE/STREET	LAFAYETTE BLVD (0001)				TOTAL COST	\$1,200,000
	FUND SOURCE	MATCH	FY21	FY22	FY23	FY24
PE	Federal - CMAQ	\$27,400	\$109,600	\$0	\$0	\$0
PE AC	Federal - AC OTHER	\$0	\$125,233	\$0	\$0	\$0
RW AC	Federal - AC OTHER	\$0	\$253,434	\$0	\$0	\$0
CN AC	Federal - AC OTHER	\$0	\$684,334	\$0	\$0	\$0

MPO	Fredericksburg					
UPC NO	110914	SCOPE	Reconstruction w/ Added Capacity			
SYSTEM	Primary	JURISDICTION	Spotsylvania County		OVERSIGHT	NFO
PROJECT	#SMART18 - I-95 EXIT 126, RTE 1 SB ONTO SOUTHPOINT PKWY				ADMIN BY	VDOT
DESCRIPTION	FROM: 0.053 Mi. SOUTH OF INT. RTE 1 & RTE 711 TO: 0.092 Mi. NORTH OF INT. RTE 1 & I-95 EXIT 126 RAMP C (0.4760 MI)					
ROUTE/STREET	ROUTE 1 (0001)				TOTAL COST	\$15,291,960
	FUND SOURCE	MATCH	FY21	FY22	FY23	FY24
PE	Federal - NHS/NHPP	\$0	\$265,839	\$0	\$0	\$0
RW	Federal - AC CONVERSION	\$0	\$199,838	\$0	\$0	\$0
CN	Federal - AC CONVERSION	\$0	\$0	\$0	\$2,480,269	\$0
	Federal - NHS/NHPP	\$0	\$0	\$7,675,403	\$0	\$0
CN TOTAL		\$0	\$0	\$7,675,403	\$2,480,269	\$0
CN AC	Federal - AC	\$0	\$0	\$2,480,269	\$0	\$0
	Federal - AC OTHER	\$0	\$0	\$2,873,427	\$0	\$0
CN AC		\$0	\$0	\$5,353,696	\$0	\$0

MPO	Fredericksburg					
UPC NO	103085	SCOPE	Reconstruction w/ Added Capacity			
SYSTEM	Primary	JURISDICTION	Stafford County		OVERSIGHT	NFO
PROJECT	#HB2.FY17 RTE 1/630 AREA CORRIDOR ROAD IMPROVEMENTS				ADMIN BY	Locally
DESCRIPTION	FROM: 0.207 Mi North of Route 687 Hope Road TO: 0.199 Mi South of Route 630 (Courthouse Road) (0.6157 MI)					
ROUTE/STREET	JEFFERSON DAVIS HIGHWAY (0001)				TOTAL COST	\$13,280,300
	FUND SOURCE	MATCH	FY21	FY22	FY23	FY24
CN AC	Federal - AC OTHER	\$0	\$5,130,300	\$0	\$0	\$0

MPO	Fredericksburg					
UPC NO	109467	SCOPE	Safety			
SYSTEM	Primary	JURISDICTION	Stafford County		OVERSIGHT	NFO
PROJECT	#HB2.FY17 - SAFETY IMPRV RTE 1 TELEGRAPH/WOODSTOCK				ADMIN BY	Locally
DESCRIPTION	FROM: 0.048 Miles S. of Route 637 (Telegraph Rd) TO: 0.184 Miles N. of Route 639 (Woodstock Ln) (0.6730 MI)					
ROUTE/STREET	TELEGRAPH ROAD (0001)				TOTAL COST	\$11,250,000
	FUND SOURCE	MATCH	FY21	FY22	FY23	FY24
CN	Federal - AC CONVERSION	\$0	\$0	\$0	\$400,000	\$0
	Federal - STP/STBG	\$0	\$0	\$1,007,779	\$0	\$0
CN TOTAL		\$0	\$0	\$1,007,779	\$400,000	\$0
CN AC	Federal - AC	\$0	\$0	\$400,000	\$0	\$0
	Federal - AC OTHER	\$0	\$0	\$5,942,221	\$0	\$0
CN AC		\$0	\$0	\$6,342,221	\$0	\$0

MPO	Fredericksburg					
UPC NO	111753	SCOPE	Safety			
SYSTEM	Primary	JURISDICTION	Stafford County		OVERSIGHT	NFO
PROJECT	#HB2.FY17 - ROUTE 1 at POTOMAC CREEK DR TURN LANE				ADMIN BY	VDOT
DESCRIPTION	FROM: 0.151 miles S. of Potomac Creek Drive (SR761) TO: 0.192 miles N. of Potomac Creek Drive (SR761) (0.3180 MI)					
ROUTE/STREET	JEFFERSON DAVIS HIGHWAY (0001)				TOTAL COST	\$1,976,338
	FUND SOURCE	MATCH	FY21	FY22	FY23	FY24
CN	Federal - NHS/NHPP	\$0	(\$122,822)	\$0	\$0	\$0

MPO	Fredericksburg					
UPC NO	115124	SCOPE	Reconstruction w/o Added Capacity			
SYSTEM	Primary	JURISDICTION	Fredericksburg		OVERSIGHT	NFO
PROJECT	#SMART20 ROUTE 3 STARS STUDY AND I-95 OFF-RAMP IMPROVEMENTS				ADMIN BY	VDOT
DESCRIPTION	FROM: GATEWAY BLVD TO: DIXON STREET (2.6000 MI)					
ROUTE/STREET	PLANK ROAD (0003)				TOTAL COST	\$11,500,000
	FUND SOURCE	MATCH	FY21	FY22	FY23	FY24
PE	Federal - NHS/NHPP	\$0	\$0	\$0	\$0	\$163,878
PE AC	Federal - AC	\$0	\$0	\$0	\$0	\$1,436,122

MPO	NonMPO					
UPC NO	115633	SCOPE	Reconstruction w/ Added Capacity			
SYSTEM	Primary	JURISDICTION	Lancaster County		OVERSIGHT	NFO
PROJECT	#SMART20 KILMARNOCK RIGHT TURN LANE				ADMIN BY	VDOT
DESCRIPTION	FROM: Route 3 - N. Main Street TO: Route 688					
ROUTE/STREET	ROUTE 3 - N. MAIN STREET (0003)				TOTAL COST	\$1,100,000
	FUND SOURCE	MATCH	FY21	FY22	FY23	FY24
PE	Federal - STP/STBG	\$0	\$0	\$0	\$300,000	\$0

MPO	Fredericksburg					
UPC NO	113172	SCOPE	Traffic Management/Engineering			
SYSTEM	Primary	JURISDICTION	Spotsylvania County		OVERSIGHT	NFO
PROJECT	RTE 3 OPERATIONAL IMPROVEMENTS				ADMIN BY	VDOT
DESCRIPTION	FROM: Bragg Road TO: Salem Church Road (0.8000 MI)					
ROUTE/STREET	PLANK ROAD (0003)				TOTAL COST	\$5,000,000
	FUND SOURCE	MATCH	FY21	FY22	FY23	FY24
RW	Other	\$500,000	\$0	\$500,000	\$0	\$0
CN	Other	\$1,500,000	\$0	\$0	\$1,500,000	\$0

MPO	Fredericksburg					
UPC NO	105535	SCOPE	Bridge Rehab w/o Added Capacity			
SYSTEM	Primary	JURISDICTION	Stafford County		OVERSIGHT	NFO
PROJECT	#SGR RTE 3(BUS.) RAPP RIVER, BRIDGE REHABILITATION, ID 18073				ADMIN BY	VDOT
DESCRIPTION	FROM: 0.044 Miles West of City/County Line TO: 0.256 Miles East of City/County Line (0.3000 MI)					
ROUTE/STREET	0003				TOTAL COST	\$20,841,368
	FUND SOURCE	MATCH	FY21	FY22	FY23	FY24
CN	Federal - AC CONVERSION	\$0	\$5,592,050	\$0	\$0	\$0

MPO	NonMPO					
UPC NO	110384	SCOPE				
SYSTEM	Primary	JURISDICTION	Westmoreland County		OVERSIGHT	NFO
PROJECT	#HB2.FY17 RT 3 PASS LA PMAC MILS/FL IRON GARVEE DEBT SERVICE				ADMIN BY	VDOT
DESCRIPTION						
PROGRAM NOTE	Includes \$1,299,036 GARVEE Debt Service Prev, \$404,492 GARVEE Debt Service Interest FFY21, \$383,284 GARVEE Debt Service Interest FFY22, \$355,254 GARVEE Debt Service Interest FFY23, \$325,801 GARVEE Debt Service Interest FFY24, \$1,415,281 GARVEE Debt Service Interest FFY25-FFY35. Total GARVEE Debt Service Interest \$4,183,148. Corresponding CN UPC 109478 which is included in the Fredericksburg Non-MPO CN: Safety/ITS/Operational Improvements grouping.					
ROUTE/STREET	0003				TOTAL COST	\$4,183,148
	FUND SOURCE	MATCH	FY21	FY22	FY23	FY24
PE	Federal - AC CONVERSION	\$0	\$0	\$383,284	\$355,254	\$325,801
	Federal - STP/STBG	\$0	\$404,492	\$0	\$0	\$0
PE TOTAL		\$0	\$404,492	\$383,284	\$355,254	\$325,801
PE AC	Federal - AC	\$0	\$2,479,621	\$0	\$0	\$0

MPO	Hampton Roads					
UPC NO	98806	SCOPE	Safety			
SYSTEM	Primary	JURISDICTION	Gloucester County		OVERSIGHT	NFO
PROJECT	ROUTE 17 SIGNAL UPGRADES-MULTIPLE LOCATIONS				ADMIN BY	VDOT
DESCRIPTION	FROM: Coleman Bridge TO: Route 17/17B Intersection (11.3000 MI)					
PROGRAM NOTE	All funds obligated based on current allocations/estimate					
ROUTE/STREET	ROUTE 17 (0017)				TOTAL COST	\$2,800,995
	FUND SOURCE	MATCH	FY21	FY22	FY23	FY24
			\$0	\$0	\$0	\$0

MPO	Hampton Roads					
UPC NO	110627	SCOPE	Safety			
SYSTEM	Primary	JURISDICTION	Gloucester County		OVERSIGHT	FO
PROJECT	RTE 17 - WIDENING PHASE 1 - GEORGE WASHINGTON MEMORIAL HIGHW				ADMIN BY	VDOT
DESCRIPTION	FROM: Int. of Rte. 17 and Farmwood Road TO: 0.19 Mi N of Int. Rte 17 and Hook Road (1.5000 MI)					
ROUTE/STREET	GEORGE WASHINGTON MEMORIAL HIGHWAY (0017)				TOTAL COST	\$30,673,073
	FUND SOURCE	MATCH	FY21	FY22	FY23	FY24
PE	Federal - AC CONVERSION	\$160,000	\$0	\$0	\$640,000	\$0
	Federal - RSTP	\$440,000	\$0	\$1,760,000	\$0	\$0
PE TOTAL		\$600,000	\$0	\$1,760,000	\$640,000	\$0
PE AC	Federal - AC	\$160,000	\$0	\$640,000	\$0	\$0

MPO	Hampton Roads					
UPC NO	114873	SCOPE	Reconstruction w/ Added Capacity			
SYSTEM	Primary	JURISDICTION	Gloucester County		OVERSIGHT	NFO
PROJECT	RTE 17 NB RIGHT TURN LANE				ADMIN BY	VDOT
DESCRIPTION	FROM: .04 MI S OF RTE 1019 TO: RTE 1019					
ROUTE/STREET	GEORGE WASHINGTON MEMORIAL HIGHWAY (0017)				TOTAL COST	\$102,199
	FUND SOURCE	MATCH	FY21	FY22	FY23	FY24
CN AC	Federal - AC OTHER	\$0	\$102,199	\$0	\$0	\$0

MPO	Fredericksburg					
UPC NO	105893	SCOPE	Safety			
SYSTEM	Primary	JURISDICTION	Spotsylvania County		OVERSIGHT	NFO
PROJECT	INTERSECTION IMPROVEMENTS - RTE 17 MILLS DR & RTE 609				ADMIN BY	VDOT
DESCRIPTION	FROM: 0.153 Miles West of Rte 609 TO: 0.160 Miles East of Rte 609 (0.3130 MI)					
ROUTE/STREET	MILLS DRIVE (0017)				TOTAL COST	\$2,659,704
	FUND SOURCE	MATCH	FY21	FY22	FY23	FY24
CN AC	Federal - AC OTHER	\$0	\$43,552	\$0	\$0	\$0

MPO	Fredericksburg					
UPC NO	107140	SCOPE	Reconstruction w/ Added Capacity			
SYSTEM	Primary	JURISDICTION	Spotsylvania County		OVERSIGHT	NFO
PROJECT	#HB2.FY17 ROUTE 17 I95 BRIDGE TO HOSPITAL BLVD				ADMIN BY	VDOT
DESCRIPTION	FROM: 0.612 MILES WEST INT of GERMANNNA POINT DR/HOSPITAL BLVD TO: 0.439 MILES EAST OF INT GERMANNNA POINT DR/HOSPITAL BLVD (0.9020 MI)					
ROUTE/STREET	MILLS DRIVE (0017)				TOTAL COST	\$20,000,000
	FUND SOURCE	MATCH	FY21	FY22	FY23	FY24
CN	Federal - AC CONVERSION	\$0	\$2,669,793	\$0	\$0	\$0

MPO	NonMPO					
UPC NO	109578	SCOPE	Other			
SYSTEM	Primary	JURISDICTION	Gloucester County		OVERSIGHT	NFO
PROJECT	#HB2.FY17 - RAPPAHANNOCK COMM. COLLEGE SITE ACCESS IMPROV				ADMIN BY	VDOT
DESCRIPTION	FROM: 0.6 MI W Intersection 17 TO: 0.8 MI W Intersection 17					
ROUTE/STREET	ROUTE 33 (0033)				TOTAL COST	\$624,686
	FUND SOURCE	MATCH	FY21	FY22	FY23	FY24
PE AC	Federal - AC OTHER	\$0	\$153,380	\$0	\$0	\$0
CN AC	Federal - AC OTHER	\$0	\$471,306	\$0	\$0	\$0

MPO	NonMPO					
UPC NO	112575	SCOPE	Right of Way			
SYSTEM	Primary	JURISDICTION	King George County		OVERSIGHT	NFO
PROJECT	NICE BRIDGE REPLACEMENT - APPRAISALS				ADMIN BY	Other
DESCRIPTION	FROM: Barnesfield Road TO: Gov. Harry Nice Bridge (0.5200 MI)					
PROGRAM NOTE	All funds obligated based on current allocations/estimate					
ROUTE/STREET	JAMES MADISON PARKWAY (0301)				TOTAL COST	\$100,000
	FUND SOURCE	MATCH	FY21	FY22	FY23	FY24
		\$0	\$0	\$0	\$0	\$0

MPO	NonMPO					
UPC NO	114048	SCOPE	Reconstruction w/o Added Capacity			
SYSTEM	Primary	JURISDICTION	King George County		OVERSIGHT	NFO
PROJECT	NICE BRIDGE REPLACEMENT - APPROACH ROADWAY IMPROVMENTS				ADMIN BY	Other
DESCRIPTION	FROM: 142.235 TO: 142.735 (0.5000 MI)					
PROGRAM NOTE	All funds obligated based on current allocations/estimate					
ROUTE/STREET	0301				TOTAL COST	\$13,000,000
	FUND SOURCE	MATCH	FY21	FY22	FY23	FY24
		\$0	\$0	\$0	\$0	\$0

MPO	NonMPO					
UPC NO	115116	SCOPE	Traffic Management/Engineering			
SYSTEM	Primary	JURISDICTION	King George County		OVERSIGHT	NFO
PROJECT	#SMART20 ROUTE 301 UNIVERSITYDR/MARKET CTR DOUBLE R-CUT				ADMIN BY	VDOT
DESCRIPTION	FROM: UNIVERSITY DRIVE TO: MARKET CENTER (0.3800 MI)					
ROUTE/STREET	JAMES MADISON HIGHWAY (0301)				TOTAL COST	\$3,500,000
	FUND SOURCE	MATCH	FY21	FY22	FY23	FY24
PE	Federal - NHS/NHPP	\$0	\$0	\$0	\$600,000	\$0

MPO	NonMPO					
UPC NO	115120	SCOPE	Traffic Management/Engineering			
SYSTEM	Primary	JURISDICTION	King George County		OVERSIGHT	NFO
PROJECT	#SMART20 ROUTE 301 AND ROUTE 3 MEDIAN U-TURN INTERSECTION				ADMIN BY	VDOT
DESCRIPTION	FROM: INTERSECTION OF KINGS HIGHWAY TO: JAMES MADISON HIGHWAY (0.0800 MI)					
ROUTE/STREET	JAMES MADISON HIGHWAY (0301)				TOTAL COST	\$3,300,000
	FUND SOURCE	MATCH	FY21	FY22	FY23	FY24
PE	Federal - AC CONVERSION	\$0	\$0	\$0	\$0	\$600,000
PE AC	Federal - AC	\$0	\$0	\$600,000	\$0	\$0

MPO	NonMPO					
UPC NO	111029	SCOPE	Safety			
SYSTEM	Primary	JURISDICTION	Multi-jurisdictional: Fredericksbug MPO		OVERSIGHT	NFO
PROJECT	US 301 SHOULDER RUMBLE STRIPS				ADMIN BY	VDOT
DESCRIPTION	FROM: US 301 TO: US 301					
ROUTE/STREET	RICHMOND TURNPIKE (0301)				TOTAL COST	\$720,000
	FUND SOURCE	MATCH	FY21	FY22	FY23	FY24
PE	Federal - HSIP	\$0	\$0	\$3,691	\$0	\$0
CN	Federal - HSIP	\$0	\$0	\$0	\$0	\$716,309

MPO	Fredericksburg					
UPC NO	87764	SCOPE	Transit			
SYSTEM	Primary	JURISDICTION	Fredericksburg District-wide		OVERSIGHT	NFO
PROJECT	Lease Commuter Parking Spaces				ADMIN BY	Locally
DESCRIPTION	FROM: VARIOUS TO: VARIOUS					
ROUTE/STREET	9999				TOTAL COST	\$439,592
	FUND SOURCE	MATCH	FY21	FY22	FY23	FY24
PE	Federal - AC CONVERSION	\$15,000	\$0	\$20,000	\$20,000	\$20,000
	Federal - CMAQ	\$16,000	\$64,000	\$0	\$0	\$0
PE TOTAL		\$31,000	\$64,000	\$20,000	\$20,000	\$20,000
PE AC	Federal - AC	\$15,000	\$60,000	\$0	\$0	\$0

Fredericksburg District Secondary Projects

MPO	NonMPO					
UPC NO	114877	SCOPE	Reconstruction w/ Added Capacity			
SYSTEM	Secondary	JURISDICTION	Gloucester County		OVERSIGHT	NFO
PROJECT	RTE 636 BRAYS POINT ROAD RIGHT TURN LANE				ADMIN BY	VDOT
DESCRIPTION	FROM: .08 MI EAST OF RTE. 17 TO: RTE 17 (0.0500 MI)					
ROUTE/STREET	BRAYS POINT ROAD (0636)				TOTAL COST	\$197,801
	FUND SOURCE	MATCH	FY21	FY22	FY23	FY24
CN AC	Federal - AC OTHER	\$0	\$197,801	\$0	\$0	\$0

MPO	Hampton Roads					
UPC NO	107414	SCOPE	Facilities for Pedestrians and Bicycles			
SYSTEM	Secondary	JURISDICTION	Gloucester County		OVERSIGHT	NFO
PROJECT	ROARING SPRINGS ROAD (SR 616) - BIKE/PED IMPROVEMENTS				ADMIN BY	VDOT
DESCRIPTION	FROM: Int. Route 17 Business (Main Street) TO: Beaverdam Park (2.4000 MI)					
ROUTE/STREET	ROARING SPRINGS ROAD (0616)				TOTAL COST	\$2,990,000
	FUND SOURCE	MATCH	FY21	FY22	FY23	FY24
PE	Federal - CMAQ	\$63,000	\$0	\$252,000	\$0	\$0

MPO	NonMPO					
UPC NO	106186	SCOPE	Safety			
SYSTEM	Secondary	JURISDICTION	Mathews County		OVERSIGHT	NFO
PROJECT	RTE 643 - RECONSTRUCT AND IMPROVE DRAINAGE				ADMIN BY	VDOT
DESCRIPTION	FROM: Rte 642 - Fitchetts Wharf Road TO: Rte 644 - Salem Church Road					
ROUTE/STREET	HAVEN BEACH ROAD (0643)				TOTAL COST	\$101,848
	FUND SOURCE	MATCH	FY21	FY22	FY23	FY24
		\$0	\$0	\$0	\$0	\$0

MPO	Fredericksburg					
UPC NO	51845	SCOPE	Reconstruction w/o Added Capacity			
SYSTEM	Secondary	JURISDICTION	Spotsylvania County		OVERSIGHT	NFO
PROJECT	INTERSECTION IMPROVEMENTS - RTE 620 & RTE 1				ADMIN BY	VDOT
DESCRIPTION	FROM: 0.010 Mi. W. of Int. Rte. 1 and Rte. 620 TO: 0.232 Mi. W. of Int. Rte 1. and Rte. 620 (0.2220 MI)					
PROGRAM NOTE	All funds obligated based on current allocations/estimate					
ROUTE/STREET	HARRISON ROAD EAST (0620)				TOTAL COST	\$21,931,830
	FUND SOURCE	MATCH	FY21	FY22	FY23	FY24
		\$0	\$0	\$0	\$0	\$0

MPO	Fredericksburg					
UPC NO	105463	SCOPE	Reconstruction w/ Added Capacity			
SYSTEM	Secondary	JURISDICTION	Spotsylvania County		OVERSIGHT	NFO
PROJECT	RTE 606 - RECONSTRUCTION OF MUDD TAVERN ROAD				ADMIN BY	VDOT
DESCRIPTION	FROM: Bridge over I-95 TO: 0.55 Mi East of Bridge over I-95 (0.5500 MI)					
ROUTE/STREET	MUDD TAVERN ROAD (0606)				TOTAL COST	\$14,047,315
	FUND SOURCE	MATCH	FY21	FY22	FY23	FY24
RW	Other	\$994,730	\$994,730	\$0	\$0	\$0
CN	Other	\$3,401,323	\$3,401,323	\$0	\$0	\$0
CN AC	Federal - AC OTHER	\$0	\$2,377,226	\$0	\$0	\$0

MPO	Fredericksburg					
UPC NO	105464	SCOPE	Reconstruction w/ Added Capacity			
SYSTEM	Secondary	JURISDICTION	Spotsylvania County		OVERSIGHT	NFO
PROJECT	#HB2.FY17 RTE. 606 WEST - RECONSTRUCTION MUDD TAVERN ROAD				ADMIN BY	VDOT
DESCRIPTION	FROM: 0.176 Miles West of Route 1 TO: 0.054 Miles West of Route 95 SBL (0.6270 MI)					
ROUTE/STREET	MUDD TAVERN ROAD (0606)				TOTAL COST	\$21,250,000
	FUND SOURCE	MATCH	FY21	FY22	FY23	FY24
CN	Federal - AC CONVERSION	\$0	\$0	\$920,000	\$0	\$0
CN AC	Federal - AC OTHER	\$0	\$3,729,900	\$0	\$0	\$0

MPO	Fredericksburg					
UPC NO	109516	SCOPE	Safety			
SYSTEM	Secondary	JURISDICTION	Spotsylvania County		OVERSIGHT	
PROJECT	ROUTE 711 - CROSSOVER MOVEMENT CONVERSION				ADMIN BY	VDOT
DESCRIPTION	FROM: 0.02 Mi. WEST OF INT. RTE 1 & RTE 711 TO: 0.263 Mi. WEST OF INT. RTE 1 & RTE 711 (0.2430 MI)					
ROUTE/STREET	SOUTHPOINT PARKWAY (0711)				TOTAL COST	\$1,433,000
	FUND SOURCE	MATCH	FY21	FY22	FY23	FY24
RW	Federal - AC CONVERSION	\$0	\$131,645	\$0	\$0	\$0
CN	Federal - AC CONVERSION	\$0	\$0	\$0	\$290,000	\$0
	Federal - HSIP	\$0	\$0	\$158,355	\$0	\$0
CN TOTAL		\$0	\$0	\$158,355	\$290,000	\$0
CN AC	Federal - AC	\$0	\$0	\$290,000	\$0	\$0

MPO	Fredericksburg					
UPC NO	4632	SCOPE	Reconstruction w/ Added Capacity			
SYSTEM	Secondary	JURISDICTION	Stafford County		OVERSIGHT	NFO
PROJECT	RTE 630 - WIDEN TO 4 LANES				ADMIN BY	VDOT
DESCRIPTION	FROM: 0.10 MILES WEST OF ROUTE 628 TO: 0.22 MILE WEST OF ROUTE 732 (1.7300 MI)					
PROGRAM NOTE	All funding based on current allocations/estimate. Linked with UPC 13558,108573,110382					
ROUTE/STREET	COURTHOUSE ROAD (0630)				TOTAL COST	\$35,966,920
	FUND SOURCE	MATCH	FY21	FY22	FY23	FY24
		\$0	\$0	\$0	\$0	\$0

MPO	Fredericksburg					
UPC NO	105722	SCOPE	Reconstruction w/o Added Capacity			
SYSTEM	Secondary	JURISDICTION	Stafford County		OVERSIGHT	NFO
PROJECT	#SMART20 - ROUTE 1/ENON ROAD INTERSECTION AND ROADWAY IMP				ADMIN BY	Locally
DESCRIPTION	FROM: Int. of Jefferson Davis Highway (Rte. 1) TO: Int. Beauregard Drive (0.6000 MI)					
ROUTE/STREET	ENON ROAD (9999)				TOTAL COST	\$10,600,000
	FUND SOURCE	MATCH	FY21	FY22	FY23	FY24
PE	Federal - AC CONVERSION	\$212,648	\$0	\$0	\$850,590	\$0
	Federal - CMAQ	\$5,000	\$0	\$20,000	\$0	\$0
	Federal - RSTP	\$22,353	\$0	\$89,410	\$0	\$0
PE TOTAL		\$240,000	\$0	\$109,410	\$850,590	\$0
PE AC	Federal - AC	\$212,648	\$0	\$850,590	\$0	\$0
RW	Federal - CMAQ	\$272,529	\$0	\$0	\$0	\$1,090,114
	Federal - RSTP	\$251,872	\$0	\$0	\$0	\$1,007,487
	Federal - STP/STBG	\$0	\$0	\$0	\$0	\$77,999
RW TOTAL		\$524,400	\$0	\$0	\$0	\$2,175,600

MPO	Fredericksburg					
UPC NO	109477	SCOPE	Facilities for Pedestrians and Bicycles			
SYSTEM	Secondary	JURISDICTION	Stafford County		OVERSIGHT	
PROJECT	BIKE AND PEDESTRIAN UPGRADES ON LEELAND ROAD				ADMIN BY	VDOT
DESCRIPTION	FROM: Intersection Route 607 (Deacon Road) TO: 0.120 Mi. East Int. Rte. 624 (Primmer House Rd.) (1.1330 MI)					
ROUTE/STREET	LEELAND ROAD (0626)				TOTAL COST	\$3,975,978
	FUND SOURCE	MATCH	FY21	FY22	FY23	FY24
RW	Federal - HSIP	\$0	\$2,120,474	\$0	\$0	\$0
CN	Federal - HSIP	\$0	\$0	\$1,045,717	\$0	\$0
CN AC	Federal - AC OTHER	\$0	\$0	\$300,222	\$0	\$0

MPO	Fredericksburg					
UPC NO	113851	SCOPE	Bridge Replacement w/o Added Capacity			
SYSTEM	Secondary	JURISDICTION	Stafford County		OVERSIGHT	NFO
PROJECT	#SGR BRIDGE REPLACE RTE 644 AQUIA CREEK				ADMIN BY	VDOT
DESCRIPTION	FROM: AQUIA CREEK TO: AQUIA CREEK					
PROGRAM NOTE	All funds obligated based on current allocations/estimate					
ROUTE/STREET	ROCKHILL CHURCH RD (0644)				TOTAL COST	\$5,100,000
	FUND SOURCE	MATCH	FY21	FY22	FY23	FY24
		\$0	\$0	\$0	\$0	\$0

Fredericksburg District Urban Projects

MPO	Fredericksburg					
UPC NO	88699	SCOPE	Reconstruction w/ Added Capacity			
SYSTEM	Urban	JURISDICTION	Fredericksburg		OVERSIGHT	FO
PROJECT	FALL HILL AVE. BRIDGE & APPROACHES RECONSTRUCTION & WIDENING				ADMIN BY	VDOT
DESCRIPTION	FROM: 0.12 Miles West of Gordon W. Shelton Blvd. TO: 0.03 Miles West of Rappahannock Canal Bridge (2.1900 MI)					
PROGRAM NOTE	Includes \$5,296,823 GARVEE Debt Service Principal, \$1,544,152 GARVEE Debt Service Principal FFY21, \$1,622,567 GARVEE Debt Service Principal FFY22, \$1,704,858 GARVEE Debt Service Principal FFY23, \$1,791,027 GARVEE Debt Service Principal FFY24. Total GARVEE Debt Service Principal \$ 27,309,613. Corresponding Debt Service UPC 110383.					
ROUTE/STREET	FALL HILL AVENUE (U000)				TOTAL COST	\$38,117,591
	FUND SOURCE	MATCH	FY21	FY22	FY23	FY24
CN	Federal - AC CONVERSION	\$1,279,613	\$0	\$1,622,567	\$1,704,858	\$1,791,027
	Federal - RSTP	\$5,912	\$23,647	\$0	\$0	\$0
	Federal - STP/STBG	\$0	\$1,697,242	\$0	\$0	\$0
CN TOTAL		\$1,285,525	\$1,720,889	\$1,622,567	\$1,704,858	\$1,791,027
CN AC	Federal - AC	\$9,861	\$20,508,082	\$0	\$0	\$0
	Federal - AC OTHER	\$0	\$1,973,168	\$0	\$0	\$0
CN AC		\$9,861	\$22,481,250	\$0	\$0	\$0

MPO	Fredericksburg					
UPC NO	110383	SCOPE				
SYSTEM	Urban	JURISDICTION	Fredericksburg		OVERSIGHT	NFO
PROJECT	FALL HILL AVE BR APPRCHS RECON/WIDENING GARVEE DEBT SERVICE				ADMIN BY	VDOT
DESCRIPTION						
PROGRAM NOTE	Includes \$4,812,982 GARVEE Debt Service Interest Prev, \$1,081,575 GARVEE Debt Service Interest FFY21, \$1,003,398 GARVEE Debt Service Interest FFY22, \$921,257 GARVEE Debt Service Interest FFY23, \$834,947 GARVEE Debt Service Interest FFY24, \$3,031,735 GARVEE Debt Service Interest FFY25-31. Total GARVEE Debt Service Interest \$11,685,894. Corresponding CN UPC 88699.					
ROUTE/STREET	U000				TOTAL COST	\$11,685,894
	FUND SOURCE	MATCH	FY21	FY22	FY23	FY24
CN	Federal - AC CONVERSION	\$0	\$0	\$1,003,398	\$921,257	\$834,947
	Federal - STP/STBG	\$0	\$1,081,575	\$0	\$0	\$0
CN TOTAL		\$0	\$1,081,575	\$1,003,398	\$921,257	\$834,947
CN AC	Federal - AC	\$0	\$5,791,337	\$0	\$0	\$0

MPO	Fredericksburg					
UPC NO	100450	SCOPE	Safety			
SYSTEM	Urban	JURISDICTION	Fredericksburg		OVERSIGHT	NFO
PROJECT	Route 3 Signal Optimization				ADMIN BY	Locally
DESCRIPTION	FROM: Blue Gray Parkway/Plank Road TO: Route 3 business (William Street) (2.8300 MI)					
ROUTE/STREET	WILLIAM STREET (0003)				TOTAL COST	\$1,045,860
	FUND SOURCE	MATCH	FY21	FY22	FY23	FY24
CN AC	Federal - AC OTHER	\$0	\$1,009,574	\$0	\$0	\$0

MPO	Hampton Roads					
UPC NO	110626	SCOPE	Facilities for Pedestrians and Bicycles			
SYSTEM	Urban	JURISDICTION	Gloucester County		OVERSIGHT	NFO
PROJECT	RTE 1208 - PEDESTRIAN IMPROVEMENT (GREATE ROAD)				ADMIN BY	VDOT
DESCRIPTION	FROM: 0.04 MI. East of Intersection Great West and Greate Road TO: Gloucester Point Beach & Public Boat Ramp (0.7400 MI)					
ROUTE/STREET	GREATE ROAD (1208)				TOTAL COST	\$2,390,140
	FUND SOURCE	MATCH	FY21	FY22	FY23	FY24
PE	Federal - CMAQ	\$100,000	\$0	\$400,000	\$0	\$0

Fredericksburg District Miscellaneous Projects

MPO	Fredericksburg					
UPC NO	109479	SCOPE	Other			
SYSTEM	Miscellaneous	JURISDICTION	Fredericksburg		OVERSIGHT	NFO
PROJECT	BIKESHARE AND BICYCLE IFRASTRUCT. IMPROVEMENTS				ADMIN BY	Locally
DESCRIPTION	FROM: Study only TO: City of Fredericksburg					
PROGRAM NOTE	All funding obligated based on current allocations/estimates.					
ROUTE/STREET	0000				TOTAL COST	\$50,000
	FUND SOURCE	MATCH	FY21	FY22	FY23	FY24
			\$0	\$0	\$0	\$0

MPO	Fredericksburg					
UPC NO	103685	SCOPE	Transit			
SYSTEM	Miscellaneous	JURISDICTION	Multi-jurisdictional: Fredericksbug MPO		OVERSIGHT	NFO
PROJECT	GW Ride Connect / TDM Assistance				ADMIN BY	Locally
DESCRIPTION	FROM: N/A TO: N/A					
ROUTE/STREET	N/A (0000)				TOTAL COST	\$1,595,604
	FUND SOURCE	MATCH	FY21	FY22	FY23	FY24
PE	Federal - AC CONVERSION	\$10,000	\$0	\$40,001	\$0	\$0
PE AC	Federal - AC	\$10,000	\$40,001	\$0	\$0	\$0

MPO	Fredericksburg					
UPC NO	113914	SCOPE	Preliminary Engineering			
SYSTEM	Miscellaneous	JURISDICTION	Fredericksburg District-wide		OVERSIGHT	NFO
PROJECT	REGIONALLY SIGNIFICANT PROJECTS STUDY				ADMIN BY	Locally
DESCRIPTION	FROM: Various Projects TO: Study Only					
ROUTE/STREET	9999				TOTAL COST	\$2,095,218
	FUND SOURCE	MATCH	FY21	FY22	FY23	FY24
PE	Federal - RSTP	\$388,826	\$1,555,305	\$0	\$0	\$0
PE AC	Federal - AC OTHER	\$0	\$151,087	\$0	\$0	\$0

MPO	Multiple MPOs					
UPC NO	T20741	SCOPE				
SYSTEM	Miscellaneous	JURISDICTION	Statewide		OVERSIGHT	NFO
PROJECT	VEHICLE FUEL CONVERSION PROGRAM MARKETING				ADMIN BY	Other
DESCRIPTION						
PROGRAM NOTE	Statewide project for conversion of state and local government fleet vehicles to clean fuel; applies to Northern Virginia, Hampton Roads, Fredericksburg, Richmond, and Tri-Cities MPO areas.					
ROUTE/STREET	9999				TOTAL COST	\$360,000
	FUND SOURCE	MATCH	FY21	FY22	FY23	FY24
CN	Federal - CMAQ	\$72,000	\$288,000	\$0	\$0	\$0

MPO	Multiple MPOs					
UPC NO	T11802	SCOPE	Other			
SYSTEM	Miscellaneous	JURISDICTION	Statewide		OVERSIGHT	FO
PROJECT	Vehicle Fuel Conversion Program				ADMIN BY	Other
DESCRIPTION	FROM: 1 TO: 1					
PROGRAM NOTE	Statewide project for conversion of state and local government fleet vehicles to clean fuel; applies to Northern Virginia, Hampton Roads, Fredericksburg, Richmond, and Tri-Cities MPO areas. All funding obligated based on current allocations/estimate.					
ROUTE/STREET	9999				TOTAL COST	\$8,640,000
	FUND SOURCE	MATCH	FY21	FY22	FY23	FY24
		\$0	\$0	\$0	\$0	\$0

MPO	Fredericksburg					
UPC NO	113538	SCOPE	Other			
SYSTEM	Miscellaneous	JURISDICTION	Fredericksburg		OVERSIGHT	NFO
PROJECT	FAMPO 2050 LRTP SUPPORT				ADMIN BY	VDOT
DESCRIPTION	FROM: FAMPO TO: PLANNING ASSISTANCE					
PROGRAM NOTE	All funding obligated based on current allocations/estimates.					
ROUTE/STREET	LRTP				TOTAL COST	\$527,519
	FUND SOURCE	MATCH	FY21	FY22	FY23	FY24
		\$0	\$0	\$0	\$0	\$0

MPO	Fredericksburg					
UPC NO	102626	SCOPE	Other			
SYSTEM	Miscellaneous	JURISDICTION	Multi-jurisdictional: Fredericksbug MPO		OVERSIGHT	NFO
PROJECT	Public Involvement Activities				ADMIN BY	Locally
DESCRIPTION	FROM: City of Fredericksburg TO: Stafford and Spotsylvania Counties					
PROGRAM NOTE	All funding obligated based on current allocations/estimates.					
ROUTE/STREET	PIAO				TOTAL COST	\$1,052,900
	FUND SOURCE	MATCH	FY21	FY22	FY23	FY24
		\$0	\$0	\$0	\$0	\$0

Fredericksburg District Project Groupings

MPO		NonMPO					
GROUPING		Construction : Bridge Rehabilitation/Replacement/Reconstruction					
ROUTE/STREET						TOTAL COST	\$33,377,691
	FUND SOURCE	MATCH	FY21	FY22	FY23	FY24	
PE	Federal - AC CONVERSION	\$111,044	\$0	\$444,174	\$0	\$0	
	Federal - NHS/NHPP	(\$126,243)	(\$504,970)	\$0	\$0	\$0	
PE TOTAL		(\$15,199)	(\$504,970)	\$444,174	\$0	\$0	
PE AC	Federal - AC	\$11,044	\$44,174	\$0	\$0	\$0	
CN	Federal - AC CONVERSION	\$76,027	\$0	\$304,109	\$0	\$0	
	Federal - NHS/NHPP	\$222,342	\$889,367	\$0	\$0	\$0	
CN TOTAL		\$298,369	\$889,367	\$304,109	\$0	\$0	
CN AC	Federal - AC	\$2,786,972	\$10,223,063	\$0	\$0	\$924,826	

MPO		NonMPO					
GROUPING		Construction : Rail					
ROUTE/STREET						TOTAL COST	\$550,000
	FUND SOURCE	MATCH	FY21	FY22	FY23	FY24	
PE	Federal - RAIL	\$2,778	\$0	\$0	\$0	\$25,000	
CN	Federal - RAIL	\$58,333	\$0	\$0	\$0	\$525,000	

MPO		NonMPO					
GROUPING		Construction : Safety/ITS/Operational Improvements					
ROUTE/STREET						TOTAL COST	\$58,233,036
	FUND SOURCE	MATCH	FY21	FY22	FY23	FY24	
PE	Federal - NHS/NHPP	(\$32,638)	(\$130,552)	\$0	\$0	\$0	
RW	Federal - NHS/NHPP	\$37,500	\$150,000	\$0	\$0	\$0	
RW AC	Federal - AC	\$37,500	\$150,000	\$0	\$0	\$0	
CN	Federal - NHS/NHPP	\$566,641	\$2,266,565	\$0	\$0	\$0	
CN AC	Federal - AC	\$810,754	\$531,321	\$1,300,000	\$237,693	\$1,174,000	

MPO		NonMPO					
GROUPING		Construction : Transportation Enhancement/Byway/Non-Traditional					
ROUTE/STREET						TOTAL COST	\$6,775,587
	FUND SOURCE	MATCH	FY21	FY22	FY23	FY24	
		\$0	\$0	\$0	\$0	\$0	

MPO		Fredericksburg				
GROUPING		Maintenance : Preventive Maintenance and System Preservation				
PROGRAM NOTE		Funding identified to be obligated districtwide as projects are identified.				
ROUTE/STREET					TOTAL COST	\$38,663,042
	FUND SOURCE	MATCH	FY21	FY22	FY23	FY24
CN	Federal - NHS/NHPP	\$0	\$8,194,023	\$9,327,444	\$8,194,023	\$8,194,023
	Federal - STP/STBG	\$0	\$374,281	\$1,916,363	\$785,312	\$1,677,573
CN TOTAL		\$0	\$8,568,304	\$11,243,807	\$8,979,335	\$9,871,596

MPO		Fredericksburg				
GROUPING		Maintenance : Preventive Maintenance for Bridges				
PROGRAM NOTE		Funding identified to be obligated districtwide as projects are identified.				
ROUTE/STREET					TOTAL COST	\$32,869,844
	FUND SOURCE	MATCH	FY21	FY22	FY23	FY24
CN	Federal - BR	\$0	\$1,000,000	\$1,865,023	\$1,929,540	\$2,000,000
	Federal - NHS/NHPP	\$0	\$1,000,000	\$1,000,000	\$1,000,000	\$1,000,000
	Federal - STP/STBG	\$0	\$5,020,946	\$4,316,326	\$8,231,277	\$4,506,732
CN TOTAL		\$0	\$7,020,946	\$7,181,349	\$11,160,817	\$7,506,732

MPO		Fredericksburg				
GROUPING		Maintenance : Traffic and Safety Operations				
PROGRAM NOTE		Funding identified to be obligated districtwide as projects are identified.				
ROUTE/STREET					TOTAL COST	\$11,930,239
	FUND SOURCE	MATCH	FY21	FY22	FY23	FY24
CN	Federal - STP/STBG	\$0	\$3,336,411	\$3,255,346	\$3,341,424	\$1,997,058

Fredericksburg MPO

Project Groupings

GROUPING		Construction : Bridge Rehabilitation/Replacement/Reconstruction					
ROUTE/STREET						TOTAL COST	\$42,005,044
	FUND SOURCE	MATCH	FY21	FY22	FY23	FY24	
PE	Federal - NHS/NHPP	\$40,000	\$160,000	\$0	\$0	\$0	
PE AC	Federal - AC	\$437,500	\$1,750,000	\$0	\$0	\$0	
RW	Federal - NHS/NHPP	\$214,954	\$859,814	\$0	\$0	\$0	
CN	Federal - AC CONVERSION	\$608,000	\$0	\$625,000	\$1,807,000	\$0	
	Federal - NHS/NHPP	\$1,223,764	\$829,491	\$0	\$4,065,565	\$0	
CN TOTAL		\$1,831,764	\$829,491	\$625,000	\$5,872,565	\$0	
CN AC	Federal - AC	\$1,498,345	\$4,443,379	\$0	\$1,550,000	\$0	

GROUPING		Construction : Rail					
ROUTE/STREET						TOTAL COST	\$1,500,000
	FUND SOURCE	MATCH	FY21	FY22	FY23	FY24	
		\$0	\$0	\$0	\$0	\$0	

GROUPING		Construction : Safety/ITS/Operational Improvements					
ROUTE/STREET						TOTAL COST	\$83,707,866
	FUND SOURCE	MATCH	FY21	FY22	FY23	FY24	
PE	Federal - AC CONVERSION	\$104,172	\$0	\$0	\$437,552	\$0	
	Federal - HSIP	\$158,605	\$100,000	\$512,448	\$0	\$815,000	
	Federal - NHS/NHPP	\$100,000	\$400,000	\$0	\$0	\$0	
	Federal - STP/STBG	\$250,000	\$0	\$0	\$0	\$1,000,000	
PE TOTAL		\$612,778	\$500,000	\$512,448	\$437,552	\$1,815,000	
PE AC	Federal - AC	\$104,172	\$400,000	\$37,552	\$0	\$0	
RW	Federal - AC CONVERSION	\$568,403	\$0	\$0	\$159,279	\$4,113,610	
	Federal - CMAQ	\$491,081	\$0	\$1,964,323	\$0	\$0	
	Federal - HSIP	\$25,556	\$190,000	\$40,000	\$0	\$0	
	Federal - NHS/NHPP	\$25,000	\$0	\$0	\$100,000	\$0	
	Federal - RSTP	\$53,688	\$0	\$214,753	\$0	\$0	
	Federal - STP/STBG	\$385,180	\$0	\$1,540,721	\$0	\$0	
RW TOTAL		\$1,548,907	\$190,000	\$3,759,797	\$259,279	\$4,113,610	
RW AC	Federal - AC	\$1,250,051	\$0	\$2,200,203	\$2,800,000	\$0	
CN	Federal - AC CONVERSION	\$904,032	\$892,541	\$281,275	\$1,857,086	\$2,269,060	
	Federal - CMAQ	\$217,395	\$0	\$0	\$869,579	\$0	
	Federal - HSIP	\$548,768	\$495,000	\$2,583,914	\$980,001	\$880,000	
	Federal - RSTP	\$101,677	\$0	\$0	\$406,708	\$0	
	Federal - STP/STBG	\$335,180	\$0	\$0	\$1,340,721	\$0	
CN TOTAL		\$2,107,052	\$1,387,541	\$2,865,189	\$5,454,095	\$3,149,060	
CN AC	Federal - AC	\$2,100,424	\$0	\$1,857,086	\$4,142,991	\$3,500,000	
	Federal - AC OTHER		\$0	\$0	\$2,400,000	\$0	
CN AC		\$2,100,424	\$0	\$1,857,086	\$6,542,991	\$3,500,000	

GROUPING		Construction : Transportation Enhancement/Byway/Non-Traditional				
ROUTE/STREET					TOTAL COST	\$10,975,731
	FUND SOURCE	MATCH	FY21	FY22	FY23	FY24
CN	Federal - TAP/F	\$159,963	\$199,200	\$440,651	\$0	\$0
CN AC	Federal - AC	\$0	\$547,431	\$1,559,349	\$0	\$0

GROUPING		Maintenance : Preventive Maintenance and System Preservation				
PROGRAM NOTE		Funding identified to be obligated districtwide as projects are identified.				
ROUTE/STREET					TOTAL COST	\$38,663,042
	FUND SOURCE	MATCH	FY21	FY22	FY23	FY24
CN	Federal - NHS/NHPP	\$0	\$8,194,023	\$9,327,444	\$8,194,023	\$8,194,023
	Federal - STP/STBG	\$0	\$374,281	\$1,916,363	\$785,312	\$1,677,573
CN TOTAL		\$0	\$8,568,304	\$11,243,807	\$8,979,335	\$9,871,596

GROUPING		Maintenance : Preventive Maintenance for Bridges				
PROGRAM NOTE		Funding identified to be obligated districtwide as projects are identified.				
ROUTE/STREET					TOTAL COST	\$32,869,844
	FUND SOURCE	MATCH	FY21	FY22	FY23	FY24
CN	Federal - BR	\$0	\$1,000,000	\$1,865,023	\$1,929,540	\$2,000,000
	Federal - NHS/NHPP	\$0	\$1,000,000	\$1,000,000	\$1,000,000	\$1,000,000
	Federal - STP/STBG	\$0	\$5,020,946	\$4,316,326	\$8,231,277	\$4,506,732
CN TOTAL		\$0	\$7,020,946	\$7,181,349	\$11,160,817	\$7,506,732

GROUPING		Maintenance : Traffic and Safety Operations				
PROGRAM NOTE		Funding identified to be obligated districtwide as projects are identified.				
ROUTE/STREET					TOTAL COST	\$11,930,239
	FUND SOURCE	MATCH	FY21	FY22	FY23	FY24
CN	Federal - STP/STBG	\$0	\$3,336,411	\$3,255,346	\$3,341,424	\$1,997,058

GROUPING		Transit : Amenities				
ROUTE/STREET					TOTAL COST	\$256,000
	FUND SOURCE	MATCH	FY21	FY22	FY23	FY24
CN	Federal - NHS/NHPP	\$54,625	\$0	\$0	\$0	\$218,500
CN AC	Federal - AC	\$9,375	\$0	\$0	\$0	\$37,500

HAMPTON ROADS DISTRICT

Hampton Roads District Interstate Projects

MPO	Hampton Roads					
UPC NO	19005	SCOPE	Reconstruction w/o Added Capacity			
SYSTEM	Interstate	JURISDICTION	Virginia Beach		OVERSIGHT	FO
PROJECT	I-264/LYNNHAVEN INTERCHANGE IMPROVEMENTS (PHASE II)				ADMIN BY	VDOT
DESCRIPTION	LYNNHAVEN					
PROGRAM NOTE	All funding obligated based on current allocations/estimate.					
ROUTE/STREET	0044				TOTAL COST	\$126,157,253
	FUND SOURCE	MATCH	FY21	FY22	FY23	FY24
			\$0	\$0	\$0	\$0

MPO	Hampton Roads					
UPC NO	106692	SCOPE	Reconstruction w/ Added Capacity			
SYSTEM	Interstate	JURISDICTION	Chesapeake		OVERSIGHT	FO
PROJECT	#SMART18 - I-64 Southside Widening and High-Rise Bridge Ph 1				ADMIN BY	VDOT
DESCRIPTION	FROM: 0.295 Mile East of I-264 (at Bowers Hill) TO: 1.018 Mile East of I-464 (9.0304 MI)					
PROGRAM NOTE	All funds obligated based on current allocations/estimate. Linked with UPC 108990					
ROUTE/STREET	I-64 (0064)				TOTAL COST	\$431,956,220
	FUND SOURCE	MATCH	FY21	FY22	FY23	FY24
			\$0	\$0	\$0	\$0

MPO	Hampton Roads					
UPC NO	108990	SCOPE	Reconstruction w/ Added Capacity			
SYSTEM	Interstate	JURISDICTION	Chesapeake		OVERSIGHT	FO
PROJECT	#SMART18 - I-64 Southside Widening & High-Rise Bridge Ph 1				ADMIN BY	VDOT
DESCRIPTION	FROM: I-464 TO: I-664/I-264 (8.2100 MI)					
PROGRAM NOTE	Includes \$8,996,669 GARVEE Debt Service Principal Prev, \$\$4,249,634 GARVEE Debt Service Principal FFY21, \$4,642,539 GARVEE Debt Service Principal FFY22, \$4,690,600 GARVEE Debt Service Principal FFY23, \$4,925,477 GARVEE Debt Service Principal FFY24. Total GARVEE Debt Service Principal \$80,470,545. Corresponding Debt Service UPC 111982. Linked with CN UPC 106692.					
ROUTE/STREET	I-64 (0064)				TOTAL COST	\$92,657,545
	FUND SOURCE	MATCH	FY21	FY22	FY23	FY24
CN	Federal - AC CONVERSION	\$0	\$0	\$4,642,539	\$4,690,600	\$4,925,477
	Federal - NHS/NHPP	\$0	\$4,249,634	\$0	\$0	\$0
CN TOTAL		\$0	\$4,249,634	\$4,642,539	\$4,690,600	\$4,925,477
CN AC	Federal - AC	\$0	\$67,224,242	\$0	\$0	\$0
	Federal - AC OTHER	\$0	\$12,187,000	\$0	\$0	\$0
CN AC		\$0	\$79,411,242	\$0	\$0	\$0

MPO	Hampton Roads					
UPC NO	111982	SCOPE				
SYSTEM	Interstate	JURISDICTION	Chesapeake	OVERSIGHT	NFO	
PROJECT	#SMART18 I-64 SS Widen & High-Rise Br Ph 1 DEBT SERVICE			ADMIN BY	VDOT	
DESCRIPTION						
PROGRAM NOTE	Includes \$8,691,832 GARVEE Debt Service Interest Prev, \$3,467,601 GARVEE Debt Service Interest FFY21, \$3,252,518 GARVEE Debt Service Interest FFY22, \$3,026,552 GARVEE Debt Service Interest FFY23, \$2,789,132 GARVEE Debt Service Interest FFY24, \$12,298,206 GARVEE Debt Service Interest FFY22-33. Total GARVEE Debt Service Interest \$33,525,841. Corresponding CN UPC 108990. Linked with CN UPC 106692.					
ROUTE/STREET	0064			TOTAL COST	\$33,525,841	
	FUND SOURCE	MATCH	FY21	FY22	FY23	FY24
PE	Federal - AC CONVERSION	\$0	\$0	\$3,252,518	\$3,026,552	\$2,789,132
	Federal - NHS/NHPP	\$0	\$3,467,601	\$0	\$0	\$0
PE TOTAL		\$0	\$3,467,601	\$3,252,518	\$3,026,552	\$2,789,132
PE AC	Federal - AC	\$0	\$21,366,408	\$0	\$0	\$0

MPO	Hampton Roads					
UPC NO	106665	SCOPE	Reconstruction w/ Added Capacity			
SYSTEM	Interstate	JURISDICTION	Hampton Roads District-wide	OVERSIGHT	FO	
PROJECT	I-64 CAPACITY IMPROVEMENTS - SEGMENT II			ADMIN BY	VDOT	
DESCRIPTION	FROM: 1.05 Miles West of Rte 199 (Humelsine Pkwy/Marquis Ctr Pkwy) TO: 0.54 Miles East of Rte 238 (Yorktown Rd) (7.0800 MI)					
ROUTE/STREET	0064			TOTAL COST	\$175,832,897	
	FUND SOURCE	MATCH	FY21	FY22	FY23	FY24
PE AC	Federal - AC OTHER	\$0	\$6,000,000	\$0	\$0	\$0
RW AC	Federal - AC OTHER	\$0	\$1,511,548	\$0	\$0	\$0
CN AC	Federal - AC OTHER	\$0	\$168,321,349	\$0	\$0	\$0

MPO	Hampton Roads					
UPC NO	106689	SCOPE	Reconstruction w/ Added Capacity			
SYSTEM	Interstate	JURISDICTION	Hampton Roads District-wide	OVERSIGHT	FO	
PROJECT	#HB2.FY17 I-64 CAPACITY IMPROVEMENTS - SEGMENT III			ADMIN BY	VDOT	
DESCRIPTION	FROM: 1.257 Miles West of Rt 199 - Lightfoot (Exit 234) TO: 1.052 Miles West of Rt 199 - Humelsine Pkwy (Exit 242) (8.3560 MI)					
PROGRAM NOTE	All funds obligated based on current allocations/estimate. Child UPC 109790					
ROUTE/STREET	0064			TOTAL COST	\$122,893,996	
	FUND SOURCE	MATCH	FY21	FY22	FY23	FY24
		\$0	\$0	\$0	\$0	\$0

MPO	Hampton Roads					
UPC NO	106724	SCOPE	Preliminary Engineering			
SYSTEM	Interstate	JURISDICTION	Hampton Roads District-wide	OVERSIGHT	FO	
PROJECT	Hampton Roads Crossing Study Supplemental EIS			ADMIN BY	VDOT	
DESCRIPTION	FROM: I664 at Monitor Merrimack TO: I564					
PROGRAM NOTE	All funds obligated based on current allocations/estimate					
ROUTE/STREET	0064			TOTAL COST	\$6,352,527	
	FUND SOURCE	MATCH	FY21	FY22	FY23	FY24
		\$0	\$0	\$0	\$0	\$0

MPO	Hampton Roads					
UPC NO	109383	SCOPE	Other			
SYSTEM	Interstate	JURISDICTION	Hampton Roads District-wide		OVERSIGHT	FO
PROJECT	I-64 CAPACITY IMPROVEMENTS - SEGMENT I - DEBT SERVICE				ADMIN BY	VDOT
DESCRIPTION	FROM: 0.50 miles east of Route 238 (Yorktown Road) TO: 1.55 miles west of Route 143 (Jefferson Ave) (5.6700 MI)					
ROUTE/STREET	0064				TOTAL COST	\$98,237,318
	FUND SOURCE	MATCH	FY21	FY22	FY23	FY24
PE	Federal - AC CONVERSION	\$0	\$0	\$7,418,329	\$7,333,417	\$7,248,308
	Federal - NHS/NHPP	\$0	\$7,417,814	\$0	\$0	\$0
PE TOTAL		\$0	\$7,417,814	\$7,418,329	\$7,333,417	\$7,248,308
PE AC	Federal - AC	\$0	\$55,545,438	\$0	\$0	\$0

MPO	Hampton Roads					
UPC NO	105368	SCOPE	Safety			
SYSTEM	Interstate	JURISDICTION	Multi-jurisdictional: Hampton Roads MPO		OVERSIGHT	NFO
PROJECT	I-64 CORR CONGEST IMPROV HRBT CONTROL ROOM UPGRADES				ADMIN BY	VDOT
DESCRIPTION	FROM: West Abutment - HRBT TO: East Abutment - HRBT (4.0000 MI)					
PROGRAM NOTE	All funds obligated based on current allocations/estimate, Waiting Financial Closure					
ROUTE/STREET	0064				TOTAL COST	\$500,346
	FUND SOURCE	MATCH	FY21	FY22	FY23	FY24
		\$0	\$0	\$0	\$0	\$0

MPO	Hampton Roads					
UPC NO	110577	SCOPE	Other			
SYSTEM	Interstate	JURISDICTION	Multi-jurisdictional: Hampton Roads MPO		OVERSIGHT	FO
PROJECT	HRCS Preferred Alternative Refinement				ADMIN BY	VDOT
DESCRIPTION	FROM: I-664 TO: I-564					
ROUTE/STREET	0064				TOTAL COST	\$30,000,000
	FUND SOURCE	MATCH	FY21	FY22	FY23	FY24
PE	Other	\$0	\$30,000,000	\$0	\$0	\$0

MPO	Hampton Roads					
UPC NO	112923	SCOPE	Traffic Management/Engineering			
SYSTEM	Interstate	JURISDICTION	Multi-jurisdictional: Hampton Roads MPO		OVERSIGHT	NFO
PROJECT	I-64 Express Lanes- Segment 2				ADMIN BY	VDOT
DESCRIPTION	FROM: I-264 TO: I-664/I-264 Interchange					
PROGRAM NOTE	All funds obligated based on current allocations/estimate					
ROUTE/STREET	I-64 (0064)				TOTAL COST	\$10,000,000
	FUND SOURCE	MATCH	FY21	FY22	FY23	FY24
		\$0	\$0	\$0	\$0	\$0

MPO	Hampton Roads					
UPC NO	113543	SCOPE	Other			
SYSTEM	Interstate	JURISDICTION	Multi-jurisdictional: Hampton Roads MPO		OVERSIGHT	NFO
PROJECT	Hampton Roads Express Lanes Network Study				ADMIN BY	VDOT
DESCRIPTION	FROM: various TO: various					
PROGRAM NOTE	All funding obligated based on current allocations/estimate.					
ROUTE/STREET	0064				TOTAL COST	\$1,500,000
	FUND SOURCE	MATCH	FY21	FY22	FY23	FY24
		\$0	\$0	\$0	\$0	\$0

MPO	Hampton Roads					
UPC NO	115008	SCOPE	Bridge, New Construction			
SYSTEM	Interstate	JURISDICTION	Multi-jurisdictional: Hampton Roads MPO		OVERSIGHT	FO
PROJECT	I-64 Hampton Roads Bridge-Tunnel Expansion				ADMIN BY	VDOT
DESCRIPTION	FROM: Settlers Landing Road TO: I-564					
PROGRAM NOTE	Parent UPC of Child UPC's 115009, 115010, 115011					
ROUTE/STREET	I64 (0064)				TOTAL COST	\$3,004,569,251
	FUND SOURCE	MATCH	FY21	FY22	FY23	FY24
CN	Other	\$0	\$1,076,175,698	\$657,026,122	\$495,010,086	\$368,828,395

MPO	Hampton Roads					
UPC NO	115009	SCOPE	Other			
SYSTEM	Interstate	JURISDICTION	Multi-jurisdictional: Hampton Roads MPO		OVERSIGHT	FO
PROJECT	I-64 Hampton Roads Bridge-Tunnel Expansion				ADMIN BY	VDOT
DESCRIPTION	FROM: Settlers Landing Road TO: I-564					
PROGRAM NOTE	Child UPC of Parent UPC 115008					
ROUTE/STREET	I64 (0064)				TOTAL COST	\$548,900,330
	FUND SOURCE	MATCH	FY21	FY22	FY23	FY24
PE	Other	\$0	\$23,694,411	\$23,694,411	\$17,770,808	\$17,770,808
CN	Other	\$0	\$29,124,232	\$32,882,834	\$32,882,833	\$35,046,575

MPO	Hampton Roads					
UPC NO	115010	SCOPE	Other			
SYSTEM	Interstate	JURISDICTION	Multi-jurisdictional: Hampton Roads MPO		OVERSIGHT	FO
PROJECT	#SMART20 I-64 Hampton Roads Bridge- Tunnel Expansion				ADMIN BY	VDOT
DESCRIPTION	FROM: Settlers Landing Road TO: I-564					
PROGRAM NOTE	All funds obligated based on current allocations/estimate Child UPC of Parent UPC 115008					
ROUTE/STREET	I64 (0064)				TOTAL COST	\$200,000,000
	FUND SOURCE	MATCH	FY21	FY22	FY23	FY24
		\$0	\$0	\$0	\$0	\$0

MPO	Hampton Roads					
UPC NO	115011	SCOPE	Bridge Replacement w/ Added Capacity			
SYSTEM	Interstate	JURISDICTION	Multi-jurisdictional: Hampton Roads MPO		OVERSIGHT	FO
PROJECT	#SGR I-64 Hampton Roads Bridge-Tunnel Expansion-S. Trestles				ADMIN BY	VDOT
DESCRIPTION	FROM: Willoughby Spit Shoreline TO: HRBT South Island Shoreline					
PROGRAM NOTE	Child Project of Parent UPC 115008					
ROUTE/STREET	I64 (0064)				TOTAL COST	\$108,527,646
	FUND SOURCE	MATCH	FY21	FY22	FY23	FY24
PE	Federal - HIP/F	\$0	\$3,527,946	\$0	\$0	\$0
CN	Federal - AC CONVERSION	\$0	\$0	\$1,992,769	\$16,522,670	\$17,969,710
	Federal - HIP/F	\$0	\$3,353,661	\$0	\$0	\$0
	Federal - NHS/NHPP	\$0	\$5,064,965	\$0	\$0	\$0
CN TOTAL		\$0	\$8,418,626	\$1,992,769	\$16,522,670	\$17,969,710
CN AC	Federal - AC	\$0	\$38,081,646	\$0	\$0	\$0
	Federal - AC OTHER	\$0	\$58,499,428	\$0	\$0	\$0
CN AC		\$0	\$96,581,074	\$0	\$0	\$0

MPO	Hampton Roads					
UPC NO	114812	SCOPE	Other			
SYSTEM	Interstate	JURISDICTION	Newport News		OVERSIGHT	NFO
PROJECT	I-64 ACCESS EVALUATION				ADMIN BY	VDOT
DESCRIPTION	FROM: Jefferson Avenue TO: Ft Eustis Blvd.					
PROGRAM NOTE	All funds obligated based on current allocations/estimate					
ROUTE/STREET	0064				TOTAL COST	\$225,000
	FUND SOURCE	MATCH	FY21	FY22	FY23	FY24
		\$0	\$0	\$0	\$0	\$0

MPO	Hampton Roads					
UPC NO	109790	SCOPE	Reconstruction w/ Added Capacity			
SYSTEM	Interstate	JURISDICTION	York County		OVERSIGHT	FO
PROJECT	#HB2.FY17 I-64 CAPACITY IMPROVEMENTS - SEGMENT III				ADMIN BY	VDOT
DESCRIPTION	FROM: 1.15 Mile West of Rt 199 - Lightfoot (Exit 234) TO: 1.05 Miles West of Rt 199 - Humelsine Pkwy (Exit 242) (8.2500 MI)					
PROGRAM NOTE	All funds obligated based on current allocations/estimate. Child UPC of parent UPC 106689					
ROUTE/STREET	0064				TOTAL COST	\$121,151,977
	FUND SOURCE	MATCH	FY21	FY22	FY23	FY24
		\$0	\$0	\$0	\$0	\$0

MPO	Hampton Roads					
UPC NO	T11488	SCOPE	Bridge, New Construction			
SYSTEM	Interstate	JURISDICTION	Hampton Roads District-wide	OVERSIGHT	FO	
PROJECT	DT/MT/MLK - Interstate Construction			ADMIN BY	VDOT	
DESCRIPTION	FROM: Downtown and Midtown Tunnels; extension of MLK to I-264 TO: Downtown and Midtown Tunnels; extension of MLK to I-264 (3.9000 MI)					
PROGRAM NOTE	All funds obligated based on current allocations/estimate Waiting Financial Closure Linked with UPC T11487, 101861, 101860, 101852, 101861					
ROUTE/STREET	0264			TOTAL COST	\$47,319,540	
	FUND SOURCE	MATCH	FY21	FY22	FY23	FY24
		\$0	\$0	\$0	\$0	\$0

MPO	Hampton Roads					
UPC NO	101852	SCOPE	Preliminary Engineering			
SYSTEM	Interstate	JURISDICTION	Hampton Roads District-wide	OVERSIGHT	NFO	
PROJECT	Public Contribution for DT/MT/MLK - Interstate			ADMIN BY	VDOT	
DESCRIPTION						
PROGRAM NOTE	All funds obligated based on current allocations/estimate Waiting Financial Closure Linked with UPC T11487, 101861, 101860, T11488, 101861					
ROUTE/STREET	0264			TOTAL COST	\$15,049,410	
	FUND SOURCE	MATCH	FY21	FY22	FY23	FY24
		\$0	\$0	\$0	\$0	\$0

MPO	Hampton Roads					
UPC NO	101861	SCOPE	Other			
SYSTEM	Interstate	JURISDICTION	Hampton Roads District-wide	OVERSIGHT	NFO	
PROJECT	Overhead Toll Gantries - Interstate DT/MT/MLK			ADMIN BY	VDOT	
DESCRIPTION	FROM: Various TO: Various					
PROGRAM NOTE	All funding based on current allocations/estimate. Linked with UPC T11487, 101861, 101860, T11488, 101860					
ROUTE/STREET	INTERSTATE 264 (0264)			TOTAL COST	\$60,000	
	FUND SOURCE	MATCH	FY21	FY22	FY23	FY24
		\$0	\$0	\$0	\$0	\$0

MPO	Hampton Roads					
UPC NO	103037	SCOPE	Bridge, New Construction			
SYSTEM	Interstate	JURISDICTION	Hampton Roads District-wide	OVERSIGHT		
PROJECT	DT/MT/MLK Interstate Debt Service			ADMIN BY	VDOT	
DESCRIPTION	FROM: Downtown and Midtown Tunnels; extension of MLK to I-264 TO: Downtown and Midtown Tunnels; extension of MLK to I-264 (3.9000 MI)					
ROUTE/STREET	0264			TOTAL COST	\$15,283,687	
	FUND SOURCE	MATCH	FY21	FY22	FY23	FY24
CN	Federal - AC CONVERSION	\$0	\$0	\$973,115	\$944,235	\$943,277
	Federal - NHS/NHPP	\$0	\$995,838	\$0	\$0	\$0
CN TOTAL		\$0	\$995,838	\$973,115	\$944,235	\$943,277
CN AC	Federal - AC	\$0	\$2,890,829	\$0	\$0	\$0

MPO	Hampton Roads					
UPC NO	97175	SCOPE	Preliminary Engineering			
SYSTEM	Interstate	JURISDICTION	Multi-jurisdictional: Hampton Roads MPO	OVERSIGHT	NFO	
PROJECT	I-264 DOWNTOWN TUNNEL PPTA DEV. & MGNT. OVERSIGHT DT/MT/MLK			ADMIN BY	VDOT	
DESCRIPTION	DOWNTOWN TUNNEL PROJECT					
ROUTE/STREET	0264			TOTAL COST	\$1,960,520	
	FUND SOURCE	MATCH	FY21	FY22	FY23	FY24
PE	Federal - NHS/NHPP	\$0	\$1,614,691	\$0	\$0	\$0
PE AC	Federal - AC OTHER	\$0	\$126,551	\$0	\$0	\$0

MPO	Hampton Roads					
UPC NO	57048	SCOPE	Reconstruction w/o Added Capacity			
SYSTEM	Interstate	JURISDICTION	Norfolk	OVERSIGHT	FO	
PROJECT	#SMART18 - RTE 264 INTERCHNG IMPROVEMENTS 64WB RAMP TO 264EB			ADMIN BY	VDOT	
DESCRIPTION	FROM: 0.757 MILE SOUTH OF CURLEW DRIVE TO: 0.832 MILE EAST OF WBL I-64 (1.5200 MI)					
PROGRAM NOTE	All funds obligated based on current allocations/stimate					
ROUTE/STREET	0264			TOTAL COST	\$6,635,307	
	FUND SOURCE	MATCH	FY21	FY22	FY23	FY24
		\$0	\$0	\$0	\$0	\$0

MPO	Hampton Roads					
UPC NO	105900	SCOPE	Restoration and Rehabilitation			
SYSTEM	Interstate	JURISDICTION	Norfolk	OVERSIGHT	NFO	
PROJECT	ERC Task Order Funding			ADMIN BY	VDOT	
DESCRIPTION	FROM: City of Portsmouth-I264 TO: City of Norfolk-I264 (1.0000 MI)					
ROUTE/STREET	DOWNTOWN/MIDTOWN TUNNEL (0264)			TOTAL COST	\$8,000,000	
	FUND SOURCE	MATCH	FY21	FY22	FY23	FY24
CN	Federal - NHS/NHPP	\$14,148	\$56,591	\$0	\$0	\$0

MPO	Hampton Roads					
UPC NO	106693	SCOPE	Reconstruction w/ Added Capacity			
SYSTEM	Interstate	JURISDICTION	Norfolk	OVERSIGHT	NFO	
PROJECT	I-64/I-264 Interchange-Phase III			ADMIN BY	VDOT	
DESCRIPTION						
ROUTE/STREET	I-264 (0264)			TOTAL COST	\$10,000,000	
	FUND SOURCE	MATCH	FY21	FY22	FY23	FY24
		\$0	\$0	\$0	\$0	\$0

MPO	Hampton Roads					
UPC NO	108042	SCOPE	Reconstruction w/o Added Capacity			
SYSTEM	Interstate	JURISDICTION	Norfolk	OVERSIGHT	FO	
PROJECT	#SMART18 - RTE 264 - INTERCHANGE IMPROVEMENTS-64 WB TO 264EB			ADMIN BY	VDOT	
DESCRIPTION	FROM: 0.757 MILE SOUTH OF CURLEW DRIVE TO: 0.832 MILE EAST OF WBL I-64 (1.5200 MI)					
PROGRAM NOTE	All funds obligated based on current allocations/estimate					
ROUTE/STREET	0264			TOTAL COST	\$152,094,716	
	FUND SOURCE	MATCH	FY21	FY22	FY23	FY24
			\$0	\$0	\$0	\$0

MPO	Hampton Roads					
UPC NO	111788	SCOPE	Traffic Management/Engineering			
SYSTEM	Interstate	JURISDICTION	Norfolk	OVERSIGHT	NFO	
PROJECT	#SMART18 - I-264 W Off-Ramp at Ballentine Boulevard			ADMIN BY	VDOT	
DESCRIPTION	FROM: 450 Feet East of Ballentine Boulevard TO: Ballentine Boulevard (0.0900 MI)					
ROUTE/STREET	I-264 W RAMP 12A (0264)			TOTAL COST	\$1,710,000	
	FUND SOURCE	MATCH	FY21	FY22	FY23	FY24
PE	Federal - STP/STBG	\$0	\$200,000	\$0	\$0	\$0
RW	Federal - STP/STBG	\$0	\$0	\$180,000	\$0	\$0
CN	Federal - STP/STBG	\$0	\$0	\$0	\$0	\$1,130,000
CN AC	Federal - AC	\$0	\$0	\$0	\$0	\$200,000

MPO	Hampton Roads					
UPC NO	17630	SCOPE	Reconstruction w/ Added Capacity			
SYSTEM	Interstate	JURISDICTION	Virginia Beach	OVERSIGHT	FO	
PROJECT	#SMART18 - I-264/WITCHDUCK RD INTERCHANGE & RAMP EXTENSION			ADMIN BY	VDOT	
DESCRIPTION	FROM: 0.383 MILE EAST OF WBL I-64 TO: 0.472 MILE EAST OF WITCHDUCK RD (2.3000 MI)					
ROUTE/STREET	0264			TOTAL COST	\$66,754,249	
	FUND SOURCE	MATCH	FY21	FY22	FY23	FY24
PE	Other	\$0	\$431,714	\$0	\$0	\$0
CN	Federal - AC CONVERSION	\$0	\$7,608,946	\$0	\$0	\$0

MPO	Hampton Roads					
UPC NO	108041	SCOPE	Reconstruction w/ Added Capacity			
SYSTEM	Interstate	JURISDICTION	Virginia Beach	OVERSIGHT	FO	
PROJECT	#SMART18 - I-264/WITCHDUCK RD INTERCHANGE & RAMP EXT-C-D RD			ADMIN BY	VDOT	
DESCRIPTION	FROM: 0.466 MILE EAST OF WBL I-64 TO: 0.472 MILE EAST OF WITCHDUCK RD (2.2200 MI)					
PROGRAM NOTE	Parent UPC 17630					
ROUTE/STREET	0264			TOTAL COST	\$127,749,638	
	FUND SOURCE	MATCH	FY21	FY22	FY23	FY24
CN	Other	\$0	\$23,919,465	\$0	\$0	\$0

MPO	Hampton Roads					
UPC NO	59175	SCOPE	New Construction Roadway			
SYSTEM	Interstate	JURISDICTION	Norfolk		OVERSIGHT	FO
PROJECT	AIR TERMINAL INTERCHANGE - INTERMODAL CONNECTOR				ADMIN BY	VDOT
DESCRIPTION	FROM: I-564 TO: Hampton Blvd (0.7500 MI)					
PROGRAM NOTE	All funds obligated based on current allocations/estimate					
ROUTE/STREET	0564				TOTAL COST	\$137,421,369
	FUND SOURCE	MATCH	FY21	FY22	FY23	FY24
		\$0	\$0	\$0	\$0	\$0

MPO	Hampton Roads					
UPC NO	104000	SCOPE	New Construction Roadway			
SYSTEM	Interstate	JURISDICTION	Norfolk		OVERSIGHT	FO
PROJECT	I-564 Intermodal Connector				ADMIN BY	Other
DESCRIPTION	FROM: I-564 TO: Norfolk Naval Base / Norfolk International Terminals (1.6000 MI)					
PROGRAM NOTE	All funds obligated based on current allocations/estimate. Child project of UPC 18968					
ROUTE/STREET	I-564 (0564)				TOTAL COST	\$164,442,004
	FUND SOURCE	MATCH	FY21	FY22	FY23	FY24
		\$0	\$0	\$0	\$0	\$0

MPO	Hampton Roads					
UPC NO	104010	SCOPE	Preliminary Engineering			
SYSTEM	Interstate	JURISDICTION	Norfolk		OVERSIGHT	FO
PROJECT	I-564 Intermodal Connect, EFLHD MOU Activiites (PE Only)				ADMIN BY	Other
DESCRIPTION	FROM: I-564 TO: Norfolk Naval Base/N.I.T (1.6000 MI)					
PROGRAM NOTE	All funds obligated based on current allocations/estimate Child project of UPC 18968					
ROUTE/STREET	0564				TOTAL COST	\$75,000
	FUND SOURCE	MATCH	FY21	FY22	FY23	FY24
		\$0	\$0	\$0	\$0	\$0

MPO	Hampton Roads					
UPC NO	111427	SCOPE	Reconstruction w/ Added Capacity			
SYSTEM	Interstate	JURISDICTION	Chesapeake		OVERSIGHT	NFO
PROJECT	Bowers Hill Interchange				ADMIN BY	VDOT
DESCRIPTION	FROM: I64I264 TO: I664					
ROUTE/STREET	I-664 (0664)				TOTAL COST	\$4,000,000
	FUND SOURCE	MATCH	FY21	FY22	FY23	FY24
PE AC	Federal - AC OTHER	\$0	\$4,000,000	\$0	\$0	\$0

MPO	Hampton Roads					
UPC NO	T19477	SCOPE	Transit			
SYSTEM	Interstate	JURISDICTION	HRT - DRPT		OVERSIGHT	NFO
PROJECT	Peninsula Corridor DEIS/Conceptual Engineering				ADMIN BY	DRPT
DESCRIPTION	FROM: MMBT TO: HRBT					
PROGRAM NOTE	All funds obligated based on current allocations/estimate					
ROUTE/STREET	RTE 664 (0664)				TOTAL COST	\$8,000,000
	FUND SOURCE	MATCH	FY21	FY22	FY23	FY24
		\$0	\$0	\$0	\$0	\$0

MPO	Hampton Roads					
UPC NO	105388	SCOPE	Safety			
SYSTEM	Interstate	JURISDICTION	Multi-jurisdictional: Hampton Roads MPO		OVERSIGHT	NFO
PROJECT	I-664 CORR CONGEST IMPROV COMM UPGRADES MMMBT TUNNEL				ADMIN BY	VDOT
DESCRIPTION	FROM: North Abutment - MMMBT TO: South Abutment - MMMBT (5.0000 MI)					
ROUTE/STREET	0664				TOTAL COST	\$570,488
	FUND SOURCE	MATCH	FY21	FY22	FY23	FY24
PE	Federal - DEMO	\$0	\$50,000	\$0	\$0	\$0
PE AC	Federal - AC	\$0	\$470,488	\$0	\$0	\$0

MPO	Multiple MPOs					
UPC NO	115852	SCOPE	Traffic Management/Engineering			
SYSTEM	Interstate	JURISDICTION	Statewide		OVERSIGHT	NFO
PROJECT	ITTF FY20 Micro Transit				ADMIN BY	DRPT
DESCRIPTION	FROM: Various TO: Various					
ROUTE/STREET	9999				TOTAL COST	\$500,000
	FUND SOURCE	MATCH	FY21	FY22	FY23	FY24
PE AC	Federal - AC OTHER	\$0	\$500,000	\$0	\$0	\$0

MPO	Hampton Roads					
UPC NO	18968	SCOPE	New Construction Roadway			
SYSTEM	Interstate	JURISDICTION	Norfolk		OVERSIGHT	FO
PROJECT	R000 - I-564 INTERMODAL CONNECTOR				ADMIN BY	VDOT
DESCRIPTION	FROM: I-564 TO: NORFOLK NAVAL BASE/N.I.T. (1.6000 MI)					
PROGRAM NOTE	Parent UPC to Child UPC's 104000, 104010 & 111031					
ROUTE/STREET	R000				TOTAL COST	\$36,960,347
	FUND SOURCE	MATCH	FY21	FY22	FY23	FY24
PE	Federal - HPD	\$50,327	\$201,309	\$0	\$0	\$0
	Federal - SAFETEA-LU	\$197,923	\$791,693	\$0	\$0	\$0
PE TOTAL		\$248,251	\$993,002	\$0	\$0	\$0

Hampton Roads District Primary Projects

MPO	Hampton Roads					
UPC NO	T19494	SCOPE	Transit			
SYSTEM	Primary	JURISDICTION	York County		OVERSIGHT	NFO
PROJECT	WATA - Upper York/Kent County Connector Demonstration Routes				ADMIN BY	DRPT - Admin Flexed
DESCRIPTION	FROM: Various - Upper York/Kent County TO: Various - Upper York/Kent County					
PROGRAM NOTE	All funds obligated based on current allocations/estimate					
ROUTE/STREET	E. ROCHAMBEAU DRIVE (0000)				TOTAL COST	\$1,164,921
	FUND SOURCE	MATCH	FY21	FY22	FY23	FY24
		\$0	\$0	\$0	\$0	\$0

MPO	Hampton Roads					
UPC NO	T17890	SCOPE	Transit			
SYSTEM	Primary	JURISDICTION	York County		OVERSIGHT	NFO
PROJECT	WATA - York County Southeast Demonstration Route				ADMIN BY	DRPT - Admin Flexed
DESCRIPTION	FROM: Various - Upper York Co TO: Various - Upper York Co					
PROGRAM NOTE	All funds obligated based on current allocations/estimate					
ROUTE/STREET	ROUTE 143, 238, AND 17 (0000)				TOTAL COST	\$1,564,817
	FUND SOURCE	MATCH	FY21	FY22	FY23	FY24
		\$0	\$0	\$0	\$0	\$0

MPO	NonMPO					
UPC NO	113634	SCOPE	Safety			
SYSTEM	Primary	JURISDICTION	Accomack County		OVERSIGHT	NFO
PROJECT	RCut US 13 @ Route 648 (Daugherty Road) Accomack Co				ADMIN BY	VDOT
DESCRIPTION	FROM: Intersection Route 648 (Daugherty Road) TO: Intersection Route 648 (Daugherty Road)					
ROUTE/STREET	LANKFORD HIGHWAY (0013)				TOTAL COST	\$764,587
	FUND SOURCE	MATCH	FY21	FY22	FY23	FY24
PE	Federal - HSIP	\$0	\$0	\$0	\$107,709	\$0

MPO	NonMPO					
UPC NO	115510	SCOPE	Safety and Education of Pedestrians /Bicyclists			
SYSTEM	Primary	JURISDICTION	Northampton County		OVERSIGHT	NFO
PROJECT	#SMART20 Bicycle Lane on US Business 13				ADMIN BY	VDOT
DESCRIPTION	FROM: Rt. T-1306 (Wilson Road) TO: US 13 Bypass (1.2000 MI)					
ROUTE/STREET	US BUSINESS 13 (0013)				TOTAL COST	\$2,360,061
	FUND SOURCE	MATCH	FY21	FY22	FY23	FY24
PE	Federal - NHS/NHPP	\$0	\$0	\$0	\$0	\$240,495

MPO	NonMPO					
UPC NO	115529	SCOPE	Other			
SYSTEM	Primary	JURISDICTION	Northampton County		OVERSIGHT	NFO
PROJECT	#SMART20 Median crossover to Rte 13				ADMIN BY	VDOT
DESCRIPTION	FROM: 0.06 Miles North of Capeville Drive TO: 0.03 Miles North of Arlington Road (1.0000 MI)					
ROUTE/STREET	ROUTE 13 (0013)				TOTAL COST	\$1,120,000
	FUND SOURCE	MATCH	FY21	FY22	FY23	FY24
PE	Federal - NHS/NHPP	\$0	\$0	\$0	\$0	\$200,000

MPO	Hampton Roads					
UPC NO	109382	SCOPE	Bridge Rehab w/ Added Capacity			
SYSTEM	Primary	JURISDICTION	Chesapeake		OVERSIGHT	NFO
PROJECT	#HB2.FY17 Deep Creek Bridge Replacement				ADMIN BY	Locally
DESCRIPTION	FROM: George Washington Highway TO: Moses Grandy Trail (0.7900 MI)					
ROUTE/STREET	DOMINION BOULEVARD (0017)				TOTAL COST	\$48,468,000
	FUND SOURCE	MATCH	FY21	FY22	FY23	FY24
CN AC	Federal - AC OTHER	\$0	\$31,687,375	\$0	\$0	\$0

MPO	Hampton Roads					
UPC NO	109481	SCOPE	Reconstruction w/ Added Capacity			
SYSTEM	Primary	JURISDICTION	Isle of Wight County		OVERSIGHT	NFO
PROJECT	#HB2.FY17 RTE 17 AT US RTE 258 INT CAPACITY IMPROVEMENTS				ADMIN BY	VDOT
DESCRIPTION	FROM: 0.185 Miles South US 258 TO: 0.106 Miles North US 258 (0.2910 MI)					
PROGRAM NOTE	All funds obligated based on current allocations/estimate					
ROUTE/STREET	RTE 17 AT 258 (0017)				TOTAL COST	\$6,770,000
	FUND SOURCE	MATCH	FY21	FY22	FY23	FY24
		\$0	\$0	\$0	\$0	\$0

MPO	Hampton Roads					
UPC NO	60843	SCOPE	Reconstruction w/ Added Capacity			
SYSTEM	Primary	JURISDICTION	York County		OVERSIGHT	FO
PROJECT	RTE 17 - WIDEN FROM 4 TO 6 LANES				ADMIN BY	VDOT
DESCRIPTION	FROM: 1.267 MILE SOUTH ROUTE 620 (LAKESIDE DRIVE) TO: 1.517 MILE NORTH ROUTE 620 (LAKESIDE DRIVE) (2.7840 MI)					
PROGRAM NOTE	All funds obligated based on current allocations/estimate Waiting Financial Closure					
ROUTE/STREET	0017				TOTAL COST	\$53,297,583
	FUND SOURCE	MATCH	FY21	FY22	FY23	FY24
		\$0	\$0	\$0	\$0	\$0

MPO	Hampton Roads					
UPC NO	111787	SCOPE	Reconstruction w/ Added Capacity			
SYSTEM	Primary	JURISDICTION	York County		OVERSIGHT	NFO
PROJECT	#SMART18 - Route 17 Widening between Rte 630 and Rte 173				ADMIN BY	VDOT
DESCRIPTION	FROM: 1.517 Miles North of Route 620 (Lakeside Drive) TO: Old York-Hampton Highway (Route 634) (1.0300 MI)					
ROUTE/STREET	GEORGE WASHINGTON MEMORIAL HIGHWAY (0017)				TOTAL COST	\$19,322,218
	FUND SOURCE	MATCH	FY21	FY22	FY23	FY24
PE	Federal - AC CONVERSION	\$0	\$356,542	\$0	\$0	\$0
RW	Federal - AC CONVERSION	\$0	\$0	\$5,085,180	\$0	\$54,094
	Federal - NHS/NHPP	\$0	\$4,177,927	\$0	\$0	\$0
	Federal - STP/STBG	\$0	\$258,489	\$0	\$0	\$0
RW TOTAL		\$0	\$4,436,416	\$5,085,180	\$0	\$54,094
RW AC	Federal - AC	\$0	\$5,139,274	\$0	\$0	\$0

MPO	NonMPO					
UPC NO	108059	SCOPE	Ferry boats			
SYSTEM	Primary	JURISDICTION	Hampton Roads District-wide		OVERSIGHT	NFO
PROJECT	Replace Ferry Boat Pocahontas Engines and Drive Systems (FTA				ADMIN BY	VDOT
DESCRIPTION	FROM: South Shore of James River TO: North Shore of James River (2.0000 MI)					
PROGRAM NOTE	All funds obligated based on current allocations/estimate. Parent UPC 105456 linked with Child UPC 108490.					
ROUTE/STREET	ROLFE HWY / JAMESTOWN RD. (0031)				TOTAL COST	\$3,350,000
	FUND SOURCE	MATCH	FY21	FY22	FY23	FY24
		\$0	\$0	\$0	\$0	\$0

MPO	Hampton Roads					
UPC NO	105456	SCOPE	Ferry boats			
SYSTEM	Primary	JURISDICTION	Multi-jurisdictional: Hampton Roads MPO		OVERSIGHT	NFO
PROJECT	Replace Ferry Boat Pocahontas Engines and Drive Systems				ADMIN BY	VDOT
DESCRIPTION	FROM: South Shore of James River TO: North Shore of James River (2.1000 MI)					
PROGRAM NOTE	All funds obligated based on current allocations/estimate					
ROUTE/STREET	ROLFE HWY/JAMESTOWN RD (0031)				TOTAL COST	\$901,275
	FUND SOURCE	MATCH	FY21	FY22	FY23	FY24
		\$0	\$0	\$0	\$0	\$0

MPO	Hampton Roads					
UPC NO	108490	SCOPE	Ferry boats			
SYSTEM	Primary	JURISDICTION	Multi-jurisdictional: Hampton Roads MPO		OVERSIGHT	NFO
PROJECT	Replace Ferry Boat Pocahontas Engines and Drive Systems				ADMIN BY	VDOT
DESCRIPTION	FROM: South Shore of James River TO: North Shore of James River (2.1000 MI)					
ROUTE/STREET	ROLFE HWY/JAMESTOWN RD (0031)				TOTAL COST	\$2,624,254
	FUND SOURCE	MATCH	FY21	FY22	FY23	FY24
CN	Federal - DEMO	\$0	\$372,766	\$0	\$0	\$0
CN AC	Federal - AC OTHER	\$0	\$15,399	\$0	\$0	\$0

MPO	Hampton Roads					
UPC NO	T11487	SCOPE	Bridge, New Construction			
SYSTEM	Primary	JURISDICTION	Hampton Roads District-wide	OVERSIGHT	FO	
PROJECT	MLK/DT/MLK - Primary Construction			ADMIN BY	VDOT	
DESCRIPTION	FROM: Downtown and Midtown Tunnels; extension of MLK to I-264 TO: Downtown and Midtown Tunnels; extension of MLK to I-264 (3.9000 MI)					
PROGRAM NOTE	All funds obligated based on current allocations/estimate Waiting Financial Closure Linked with UPC 101851, 101860, t1488, 101852,0101861					
ROUTE/STREET	0058			TOTAL COST	\$1,530,199,250	
	FUND SOURCE	MATCH	FY21	FY22	FY23	FY24
		\$0	\$0	\$0	\$0	\$0

MPO	Hampton Roads					
UPC NO	76642	SCOPE	Preliminary Engineering			
SYSTEM	Primary	JURISDICTION	Hampton Roads District-wide	OVERSIGHT	NFO	
PROJECT	RTE 58 - PPTA PROJECT DEV. & MGMT. OVERSIGHT (DT/MT/MLK)			ADMIN BY	VDOT	
DESCRIPTION	MIDTOWN TUNNEL CORRIDOR					
PROGRAM NOTE	All funds obligated based on current allocations/estimate					
ROUTE/STREET	0058			TOTAL COST	\$65,086,784	
	FUND SOURCE	MATCH	FY21	FY22	FY23	FY24
		\$0	\$0	\$0	\$0	\$0

MPO	Hampton Roads					
UPC NO	101851	SCOPE	Preliminary Engineering			
SYSTEM	Primary	JURISDICTION	Hampton Roads District-wide	OVERSIGHT	NFO	
PROJECT	Public Contribution for DT/MT/MLK - Primary			ADMIN BY	VDOT	
DESCRIPTION						
PROGRAM NOTE	All funds obligated based on current allocations/estimate Waiting Financial Closure All funding based on current allocations/estimate. Linked with UPC 101860, T11487, T11488, 101852, 101861					
ROUTE/STREET	0058			TOTAL COST	\$486,597,590	
	FUND SOURCE	MATCH	FY21	FY22	FY23	FY24
		\$0	\$0	\$0	\$0	\$0

MPO	Hampton Roads					
UPC NO	103036	SCOPE	Bridge, New Construction			
SYSTEM	Primary	JURISDICTION	Hampton Roads District-wide	OVERSIGHT	FO	
PROJECT	DT/MT/MLK Primary Debt Service			ADMIN BY	VDOT	
DESCRIPTION	FROM: Downtown and Midtown Tunnels; extension of MLK to I-264 TO: Downtown and Midtown Tunnels; extension of MLK to I-264 (3.9000 MI)					
ROUTE/STREET	0058			TOTAL COST	\$579,256,089	
	FUND SOURCE	MATCH	FY21	FY22	FY23	FY24
CN	Federal - AC CONVERSION	\$0	\$0	\$37,887,933	\$36,861,541	\$36,738,006
	Federal - NHS/NHPP	\$0	\$38,622,175	\$0	\$0	\$0
CN TOTAL		\$0	\$38,622,175	\$37,887,933	\$36,861,541	\$36,738,006
CN AC	Federal - AC	\$0	\$229,909,348	\$0	\$0	\$0
	Federal - AC OTHER	\$0	\$14,991,012	\$0	\$0	\$0
CN AC		\$0	\$244,900,360	\$0	\$0	\$0

MPO	NonMPO					
UPC NO	17728	SCOPE	Relocation			
SYSTEM	Primary	JURISDICTION	Southampton County	OVERSIGHT	NFO	
PROJECT	RTE 58 - CONSTRUCT INTERCHANGE			ADMIN BY	VDOT	
DESCRIPTION	FROM: 0.430 mi. west of prop. route 58 & 742 Interchange TO: 0.506 mi. east of prop. route 58 & 742 Interchange (0.9125 MI)					
PROGRAM NOTE	All funds obligated based on current allocations/estimate					
ROUTE/STREET	0058			TOTAL COST	\$26,425,573	
	FUND SOURCE	MATCH	FY21	FY22	FY23	FY24
		\$0	\$0	\$0	\$0	\$0

MPO	Hampton Roads					
UPC NO	105404	SCOPE	Safety			
SYSTEM	Primary	JURISDICTION	Hampton Roads District-wide	OVERSIGHT	NFO	
PROJECT	I64 Corr Tech Adv-60, 143, 199 Signal Comm Cam - NN to Nw Kn			ADMIN BY	VDOT	
DESCRIPTION	FROM: New Kent County Line TO: Newport News City Line					
ROUTE/STREET	VARIOUS (0060)			TOTAL COST	\$385,000	
	FUND SOURCE	MATCH	FY21	FY22	FY23	FY24
		\$0	\$0	\$0	\$0	\$0

MPO	Hampton Roads					
UPC NO	17633	SCOPE	Facilities for Pedestrians and Bicycles			
SYSTEM	Primary	JURISDICTION	James City County	OVERSIGHT	NFO	
PROJECT	Sidewalk and Bikeway on Rte 60 from Croaker to Old Church Rd			ADMIN BY	VDOT	
DESCRIPTION	FROM: Richmond Rd and Croaker Rd TO: Richmond Rd and Old Church Road (0.4000 MI)					
PROGRAM NOTE	All funds obligated based on current allocations/estimate					
ROUTE/STREET	RICHMOND ROAD (0060)			TOTAL COST	\$3,550,000	
	FUND SOURCE	MATCH	FY21	FY22	FY23	FY24
		\$0	\$0	\$0	\$0	\$0

MPO	Hampton Roads					
UPC NO	100200	SCOPE	New Construction Roadway			
SYSTEM	Primary	JURISDICTION	James City County	OVERSIGHT	NFO	
PROJECT	#SMART18 - SKIFFES CREEK CONNECTOR			ADMIN BY	VDOT	
DESCRIPTION	FROM: Route 60 TO: Route 143					
ROUTE/STREET	SKIFFES CREEK CONNECTOR (0060)			TOTAL COST	\$50,503,700	
	FUND SOURCE	MATCH	FY21	FY22	FY23	FY24
CN	Federal - AC CONVERSION	\$1,402,599	\$6,691,521	\$463,636	\$0	\$0

MPO	Hampton Roads					
UPC NO	102980	SCOPE	Facilities for Pedestrians and Bicycles			
SYSTEM	Primary	JURISDICTION	James City County		OVERSIGHT	NFO
PROJECT	Pocahontas Trail Reconstruction				ADMIN BY	VDOT
DESCRIPTION	FROM: James City County Fire Station #2 (8429 Pocahontas Trail) TO: James City County Elementary School (8901 Pocahontas Trail) (1.8000 MI)					
PROGRAM NOTE	All funds obligated based on current allocations/estimate					
ROUTE/STREET	POCAHONTAS TRAIL (0060)				TOTAL COST	\$30,680,519
	FUND SOURCE	MATCH	FY21	FY22	FY23	FY24
		\$0	\$0	\$0	\$0	\$0

MPO	Hampton Roads					
UPC NO	97737	SCOPE	Bridge Replacement w/o Added Capacity			
SYSTEM	Primary	JURISDICTION	Virginia Beach		OVERSIGHT	FO
PROJECT	Lesner Bridge Replacement Project, VA Beach				ADMIN BY	Locally
DESCRIPTION	FROM: E Stratford Rd TO: Vista Circle (0.5900 MI)					
PROGRAM NOTE	All funds obligated based on current allocations/stimate					
ROUTE/STREET	SHORE DRIVE (0060)				TOTAL COST	\$98,400,461
	FUND SOURCE	MATCH	FY21	FY22	FY23	FY24
		\$0	\$0	\$0	\$0	\$0

MPO	Hampton Roads					
UPC NO	113632	SCOPE	Safety			
SYSTEM	Primary	JURISDICTION	York County		OVERSIGHT	NFO
PROJECT	Route 60 (Pocahontas Trail) Intersection Lighting				ADMIN BY	VDOT
DESCRIPTION	FROM: Intersection Route 199 Ramp TO: Intersection McLaws Circle (0.3600 MI)					
ROUTE/STREET	POCAHONTAS TRAIL (0060)				TOTAL COST	\$123,144
	FUND SOURCE	MATCH	FY21	FY22	FY23	FY24
PE	Federal - AC CONVERSION	\$0	\$0	\$0	\$0	\$9
	Federal - HSIP	\$0	\$0	\$0	\$23,300	\$0
PE TOTAL		\$0	\$0	\$0	\$23,300	\$9
PE AC	Federal - AC	\$0	\$0	\$0	\$9	\$0

MPO	Hampton Roads					
UPC NO	93077	SCOPE	Bridge Replacement w/o Added Capacity			
SYSTEM	Primary	JURISDICTION	Newport News		OVERSIGHT	NFO
PROJECT	#SGR Replace Denbigh Blvd Bridge over I-64 and CSX Railroad				ADMIN BY	VDOT
DESCRIPTION	FROM: 0.438 Mile West of Richneck Road TO: 0.083 Mile East of Richneck Road (0.5210 MI)					
PROGRAM NOTE	All funds obligated based on current allocations/estimate					
ROUTE/STREET	DENBIGH BOULEVARD (0064)				TOTAL COST	\$34,726,582
	FUND SOURCE	MATCH	FY21	FY22	FY23	FY24
		\$0	\$0	\$0	\$0	\$0

MPO	Hampton Roads					
UPC NO	105222	SCOPE	Bridge Replacement w/o Added Capacity			
SYSTEM	Primary	JURISDICTION	York County		OVERSIGHT	NFO
PROJECT	Bridge Repl-Rte 134 over Brick Kiln Ck (Fed ID 19855)				ADMIN BY	VDOT
DESCRIPTION	FROM: 0.563 MI. NW of INT. COMMANDER SHEPARD BLVD. TO: 0.014 MI. NW of INT. COMMANDER SHEPARD BLVD. (0.5490 MI)					
ROUTE/STREET	MAGRUDER BOULEVARD (0134)				TOTAL COST	\$6,976,543
	FUND SOURCE	MATCH	FY21	FY22	FY23	FY24
			\$0	\$0	\$0	\$0

MPO	Hampton Roads					
UPC NO	104337	SCOPE	Safety			
SYSTEM	Primary	JURISDICTION	York County		OVERSIGHT	NFO
PROJECT	Int.Safety Improvements – Rte 143 at F-137 and I-64 Exit 238				ADMIN BY	VDOT
DESCRIPTION	FROM: 1550 ft. South Int. w/Rochambeau Drive TO: 600 ft. North Int. w/Rochambeau Drive (0.4000 MI)					
ROUTE/STREET	ROUTE 143 (0143)				TOTAL COST	\$1,751,007
	FUND SOURCE	MATCH	FY21	FY22	FY23	FY24
PE	Federal - HSIP	\$0	(\$55,123)	\$0	\$0	\$0
CN	Federal - HSIP	\$0	(\$66,112)	\$0	\$0	\$0

MPO	Hampton Roads					
UPC NO	111791	SCOPE	Reconstruction w/ Added Capacity			
SYSTEM	Primary	JURISDICTION	York County		OVERSIGHT	NFO
PROJECT	#SMART18 - Route 171 Widening between Route 17 and Route 134				ADMIN BY	VDOT
DESCRIPTION	FROM: Intersection of Route 17 (George Washington Hwy) TO: Intersection of Route 134 (Hampton Hwy) (0.3700 MI)					
ROUTE/STREET	VICTORY BOULEVARD (0171)				TOTAL COST	\$4,643,259
	FUND SOURCE	MATCH	FY21	FY22	FY23	FY24
RW AC	Federal - AC OTHER	\$0	\$0	\$271,222	\$0	\$0
CN AC	Federal - AC OTHER	\$0	\$0	\$0	\$3,578,640	\$0

MPO	Hampton Roads					
UPC NO	113633	SCOPE	Safety			
SYSTEM	Primary	JURISDICTION	York County		OVERSIGHT	NFO
PROJECT	Route 171 (Victory Blvd.) Right Turn Lane Extension				ADMIN BY	VDOT
DESCRIPTION	FROM: 0.04 Miles W. Int. with Kiln Creek Parkway TO: 0.18 Miles W. of Int. with Kiln Creek Parkway (0.1400 MI)					
PROGRAM NOTE	All funds obligated based on current allocations/estimate					
ROUTE/STREET	VICTORY BOULEVARD (0171)				TOTAL COST	\$414,783
	FUND SOURCE	MATCH	FY21	FY22	FY23	FY24
PE	Federal - HSIP	\$0	\$0	\$0	\$67,665	\$0

MPO	Hampton Roads					
UPC NO	102951	SCOPE	Facilities for Pedestrians and Bicycles			
SYSTEM	Primary	JURISDICTION	Isle of Wight County		OVERSIGHT	NFO
PROJECT	Main Street Pedestrian Improvements				ADMIN BY	Locally
DESCRIPTION	FROM: Route 10 TO: Route 10 (Intersection)					
ROUTE/STREET	MAIN STREET (0258)				TOTAL COST	\$1,106,095
	FUND SOURCE	MATCH	FY21	FY22	FY23	FY24
CN	Federal - CMAQ	\$71,047	\$284,186	\$0	\$0	\$0
CN AC	Federal - AC OTHER	\$0	\$615,862	\$0	\$0	\$0

MPO	NonMPO					
UPC NO	113600	SCOPE	Safety			
SYSTEM	Primary	JURISDICTION	Southampton County		OVERSIGHT	NFO
PROJECT	Route 258 Rumble Stripes Southampton/Isle of Wight Counties				ADMIN BY	VDOT
DESCRIPTION	FROM: Virginia/North Carolina State Line TO: Route 1810 - Town of Windsor (16.6900 MI)					
ROUTE/STREET	WALTERS HIGHWAY (0258)				TOTAL COST	\$352,479
	FUND SOURCE	MATCH	FY21	FY22	FY23	FY24
PE	Federal - HSIP	\$0	\$0	\$0	\$15,325	\$0

MPO	NonMPO					
UPC NO	77359	SCOPE	Bridge Replacement w/o Added Capacity			
SYSTEM	Primary	JURISDICTION	Greenville County		OVERSIGHT	NFO
PROJECT	RTE 301 - BRIDGE REPLACEMENT OVER CSX RAILROAD				ADMIN BY	VDOT
DESCRIPTION	FROM: 0.235 MILE WEST OF CSX RAILROAD TO: 0.171 MILE EAST OF CSX RAILROAD (0.4063 MI)					
PROGRAM NOTE	All funds obligated based on current allocations/estimate					
ROUTE/STREET	SUSSEX DRIVE (0301)				TOTAL COST	\$7,978,847
	FUND SOURCE	MATCH	FY21	FY22	FY23	FY24
		\$0	\$0	\$0	\$0	\$0

MPO	Multiple MPOs					
UPC NO	100432	SCOPE	New Construction Roadway			
SYSTEM	Primary	JURISDICTION	Statewide		OVERSIGHT	FO
PROJECT	Project oversight (Rt 460 Corridor Improvement Project)				ADMIN BY	VDOT
DESCRIPTION	FROM: Intersection w/Rt 58, City of Suffolk TO: Intersection w/I-295, Prince George Cty (55.0000 MI)					
PROGRAM NOTE	All funding obligated based on current allocations/estimate.					
ROUTE/STREET	RT. 460 (0460)				TOTAL COST	\$29,935,503
	FUND SOURCE	MATCH	FY21	FY22	FY23	FY24
		\$0	\$0	\$0	\$0	\$0

MPO	Hampton Roads					
UPC NO	111237	SCOPE	Safety			
SYSTEM	Primary	JURISDICTION	James City County		OVERSIGHT	FO
PROJECT	JAMES CITY COUNTY TRANSPORTATION MASTER PLAN				ADMIN BY	Locally
DESCRIPTION	FROM: VARIOUS TO: VARIOUS					
ROUTE/STREET	VARIOUS LOCATIONS THROUGHOUT THE COUNTY (9999)				TOTAL COST	\$500,000
	FUND SOURCE	MATCH	FY21	FY22	FY23	FY24
PE	Federal - RSTP	\$10,000	\$0	\$0	\$40,000	\$0

MPO	Hampton Roads					
UPC NO	50651	SCOPE	Preliminary Engineering			
SYSTEM	Primary	JURISDICTION	Hampton Roads District-wide	OVERSIGHT	FO	
PROJECT	HOV MARKETING & ANALYSIS - REGIONWIDE			ADMIN BY	VDOT	
DESCRIPTION	HOV MARKETING & ANALYSIS					
PROGRAM NOTE	All funds obligated based on current allocations/estimate					
ROUTE/STREET	HOVM			TOTAL COST	\$7,550,700	
	FUND SOURCE	MATCH	FY21	FY22	FY23	FY24
		\$0	\$0	\$0	\$0	\$0

Hampton Roads District Secondary Projects

MPO	NonMPO					
UPC NO	8312	SCOPE	Restoration and Rehabilitation			
SYSTEM	Secondary	JURISDICTION	Accomack County		OVERSIGHT	NFO
PROJECT	RTE 709 - Improvement				ADMIN BY	VDOT
DESCRIPTION	FROM: ROUTE 13 TO: ROUTE 679 (3.9900 MI)					
PROGRAM NOTE	Waiting Financial Closure.					
ROUTE/STREET	HORNTOWN ROAD (0709)				TOTAL COST	\$13,401,389
	FUND SOURCE	MATCH	FY21	FY22	FY23	FY24
CN	Other	\$0	\$6,376,626	\$0	\$0	\$0

MPO	NonMPO					
UPC NO	84027	SCOPE	Reconstruction w/o Added Capacity			
SYSTEM	Secondary	JURISDICTION	Greenville County		OVERSIGHT	NFO
PROJECT	Rte 633 Reconstruction				ADMIN BY	VDOT
DESCRIPTION	FROM: 0.678 Miles North of Intersection Route 627 TO: 1.236 Miles North of Intersection Route 627 (0.5580 MI)					
ROUTE/STREET	INDEPENDENCE CHURCH ROAD (0633)				TOTAL COST	\$2,400,587
	FUND SOURCE	MATCH	FY21	FY22	FY23	FY24
CN AC	Federal - AC OTHER	\$0	\$1,493,932	\$0	\$0	\$0

MPO	Hampton Roads					
UPC NO	109314	SCOPE	New Construction Roadway			
SYSTEM	Secondary	JURISDICTION	Isle of Wight County		OVERSIGHT	NFO
PROJECT	#HB2.FY17 NIKE PARK RD EXTENSION FROM REYNOLDS DR TO RTE 17				ADMIN BY	VDOT
DESCRIPTION	FROM: REYNOLDS DR TO: ROUTE 17 (1.0000 MI)					
ROUTE/STREET	NIKE PARK (0669)				TOTAL COST	\$15,597,817
	FUND SOURCE	MATCH	FY21	FY22	FY23	FY24
PE	Federal - AC CONVERSION	\$0	\$0	\$0	\$1,550,183	\$0
RW	Federal - AC CONVERSION	\$0	\$0	\$0	\$185,897	\$1,081,000
RW AC	Federal - AC	\$0	\$1,266,897	\$0	\$0	\$0
	Federal - AC OTHER	\$0	\$2,427,646	\$0	\$0	\$0
RW AC		\$0	\$3,694,543	\$0	\$0	\$0
CN AC	Federal - AC OTHER	\$0	\$0	\$0	\$9,737,274	\$0

MPO	Hampton Roads					
UPC NO	103021	SCOPE	Traffic Management/Engineering			
SYSTEM	Secondary	JURISDICTION	Isle of Wight County		OVERSIGHT	NFO
PROJECT	Turner Drive Intersection Improvements at Benns Church Blvd				ADMIN BY	Locally
DESCRIPTION	FROM: Benns Church (Route 10/32) TO: Benns Church (Intersection) (0.0800 MI)					
ROUTE/STREET	TURNER DRIVE (0644)				TOTAL COST	\$1,526,308
	FUND SOURCE	MATCH	FY21	FY22	FY23	FY24
CN AC	Federal - AC OTHER	\$0	\$1,096,662	\$0	\$0	\$0

MPO	Hampton Roads					
UPC NO	102944	SCOPE	Traffic Management/Engineering			
SYSTEM	Secondary	JURISDICTION	James City County		OVERSIGHT	NFO
PROJECT	Centerville Road Intersection Improvements at News Road				ADMIN BY	VDOT
DESCRIPTION	FROM: 0.086 mi South of News Rd Intersection TO: 0.172 mi North of News Rd Intersection (0.2580 MI)					
ROUTE/STREET	CENTERVILLE ROAD (0614)				TOTAL COST	\$4,071,513
	FUND SOURCE	MATCH	FY21	FY22	FY23	FY24
CN	Federal - CMAQ	\$107,122	\$428,486	\$0	\$0	\$0
CN AC	Federal - AC OTHER	\$0	\$66,359	\$0	\$0	\$0

MPO	Hampton Roads					
UPC NO	100920	SCOPE	Reconstruction w/ Added Capacity			
SYSTEM	Secondary	JURISDICTION	James City County		OVERSIGHT	NFO
PROJECT	Croaker Road - Four Lane Widening From Library to Rte 60				ADMIN BY	VDOT
DESCRIPTION	FROM: RTE 60 TO: RTE 1647 Point O Woods Rd (0.7300 MI)					
PROGRAM NOTE	All funds obligated based on current allocations/estimate					
ROUTE/STREET	CROAKER ROAD (0607)				TOTAL COST	\$20,717,637
	FUND SOURCE	MATCH	FY21	FY22	FY23	FY24
		\$0	\$0	\$0	\$0	\$0

MPO	Hampton Roads					
UPC NO	100921	SCOPE	Reconstruction w/ Added Capacity			
SYSTEM	Secondary	JURISDICTION	James City County		OVERSIGHT	NFO
PROJECT	#HB2.FY17 Longhill Rd Widening				ADMIN BY	VDOT
DESCRIPTION	FROM: 0.205 Mi. N. Int. Rte. 658 Olde Towne Road TO: 0.105 Mi. S. of Williamsburg West Drive (0.7080 MI)					
ROUTE/STREET	LONGHILL RD. (RTE. 612) (0612)				TOTAL COST	\$19,769,766
	FUND SOURCE	MATCH	FY21	FY22	FY23	FY24
		\$0	\$0	\$0	\$0	\$0

MPO	Hampton Roads					
UPC NO	T17898	SCOPE	Transit			
SYSTEM	Secondary	JURISDICTION	James City County		OVERSIGHT	NFO
PROJECT	WATA Transfer Station HUB				ADMIN BY	DRPT - Admin Flexed
DESCRIPTION	FROM: TBD TO: TBD					
ROUTE/STREET	OPPORTUNITY WAY (0000)				TOTAL COST	\$2,500,000
	FUND SOURCE	MATCH	FY21	FY22	FY23	FY24
PE	Federal - CMAQ	\$100,000	\$0	\$400,000	\$0	\$0
RW	Federal - CMAQ	\$5,000	\$0	\$20,000	\$0	\$0
CN	Federal - CMAQ	\$395,000	\$0	\$1,580,000	\$0	\$0

MPO	NonMPO					
UPC NO	103391	SCOPE	Reconstruction w/o Added Capacity			
SYSTEM	Secondary	JURISDICTION	Northampton County		OVERSIGHT	NFO
PROJECT	Rte 642- Reconstruction				ADMIN BY	VDOT
DESCRIPTION	FROM: From Route 1117 TO: 0.61 miles West of Route 641 on Route 184 (1.4870 MI)					
PROGRAM NOTE	All funds obligated based on current allocations/estimate					
ROUTE/STREET	OLD CAPE CHARLES ROAD (0642)				TOTAL COST	\$9,729,740
	FUND SOURCE	MATCH	FY21	FY22	FY23	FY24
		\$0	\$0	\$0	\$0	\$0

MPO	Hampton Roads					
UPC NO	16314	SCOPE	Reconstruction w/o Added Capacity			
SYSTEM	Secondary	JURISDICTION	York County		OVERSIGHT	NFO
PROJECT	Penniman Rd/Government Rd/ROADWAY IMPROVEMENTS				ADMIN BY	VDOT
DESCRIPTION	FROM: 0.010 Mi. West of Int. Rte. 723 (Fillmore Dr) TO: 0.045 Mi. East of Int. Rte. 705 (Alexander Lee Pkwy) (0.3080 MI)					
ROUTE/STREET	PENNIMAN ROAD (0641)				TOTAL COST	\$5,744,330
	FUND SOURCE	MATCH	FY21	FY22	FY23	FY24
PE	Federal - RSTP	\$41,190	\$164,758	\$0	\$0	\$0
RW	Federal - BR	\$56,379	\$225,514	\$0	\$0	\$0
	Federal - RSTP	\$151,028	\$604,112	\$0	\$0	\$0
RW TOTAL		\$207,407	\$829,626	\$0	\$0	\$0
RW AC	Federal - AC	\$44,640	\$178,558	\$0	\$0	\$0
	Federal - AC OTHER	\$33,448	\$133,792	\$0	\$0	\$0
RW AC		\$78,088	\$312,350	\$0	\$0	\$0
CN AC	Federal - AC OTHER	\$0	\$3,568,079	\$0	\$0	\$0

Hampton Roads District Urban Projects

MPO	Hampton Roads					
UPC NO	115526	SCOPE	Reconstruction w/o Added Capacity			
SYSTEM	Urban	JURISDICTION	Chesapeake		OVERSIGHT	NFO
PROJECT	#SMART20 Mt Pleasant Rd/Great Bridge BYP Interchange Imprvmt				ADMIN BY	Locally
DESCRIPTION	FROM: Mt Pleasant Road TO: Chesapeake Expressway (Rte 168)					
ROUTE/STREET	MT PLEASANT RD/GREAT BRIDGE BYPASS (0168)				TOTAL COST	\$6,000,708
	FUND SOURCE	MATCH	FY21	FY22	FY23	FY24
PE	Federal - NHS/NHPP	\$0	\$0	\$0	\$616,500	\$0

MPO	Hampton Roads					
UPC NO	18591	SCOPE	Reconstruction w/ Added Capacity			
SYSTEM	Urban	JURISDICTION	Chesapeake		OVERSIGHT	NFO
PROJECT	RTE 337 - WIDEN TO 4 LANES				ADMIN BY	Locally
DESCRIPTION	FROM: Suffolk/Chesapeake City Line TO: Eastbound Ramp to I-664 Southbound (1.0200 MI)					
ROUTE/STREET	PORTSMOUTH BOULEVARD (0337)				TOTAL COST	\$18,419,675
	FUND SOURCE	MATCH	FY21	FY22	FY23	FY24
PE	Other	\$0	\$5,823	\$0	\$0	\$0
RW	Other	\$0	\$568,684	\$0	\$0	\$0
CN	Federal - RSTP	\$37,265	\$149,060	\$0	\$0	\$0
CN AC	Federal - AC OTHER	\$360,328	\$1,441,311	\$0	\$0	\$0

MPO	Hampton Roads					
UPC NO	107032	SCOPE	Traffic Management/Engineering			
SYSTEM	Urban	JURISDICTION	Chesapeake		OVERSIGHT	NFO
PROJECT	Chesapeake Signal Timing - Phase 2				ADMIN BY	Locally
DESCRIPTION	FROM: Various TO: Various					
ROUTE/STREET	VARIOUS (U000)				TOTAL COST	\$150,000
	FUND SOURCE	MATCH	FY21	FY22	FY23	FY24
PE	Federal - CMAQ	\$30,000	\$120,000	\$0	\$0	\$0

MPO	Hampton Roads					
UPC NO	107033	SCOPE	Traffic Management/Engineering			
SYSTEM	Urban	JURISDICTION	Chesapeake		OVERSIGHT	NFO
PROJECT	Chesapeake Signal Timing - Phase 3				ADMIN BY	Locally
DESCRIPTION	FROM: Various TO: Various					
ROUTE/STREET	VARIOUS (U000)				TOTAL COST	\$150,000
	FUND SOURCE	MATCH	FY21	FY22	FY23	FY24
PE	Federal - CMAQ	\$30,000	\$120,000	\$0	\$0	\$0

MPO	Hampton Roads					
UPC NO	109418	SCOPE	Traffic Management/Engineering			
SYSTEM	Urban	JURISDICTION	Chesapeake		OVERSIGHT	NFO
PROJECT	Chesapeake Signal Timing & Incident Management Plans				ADMIN BY	Locally
DESCRIPTION	FROM: Various TO: Various					
ROUTE/STREET	VARIOUS (U000)				TOTAL COST	\$150,000
	FUND SOURCE	MATCH	FY21	FY22	FY23	FY24
PE	Federal - CMAQ	\$30,000	\$120,000	\$0	\$0	\$0

MPO	Hampton Roads					
UPC NO	109803	SCOPE	Safety			
SYSTEM	Urban	JURISDICTION	Chesapeake		OVERSIGHT	
PROJECT	Chesapeake Signal Timing - Phase 1B				ADMIN BY	Locally
DESCRIPTION	FROM: Various TO: Various					
PROGRAM NOTE	All funding obligated based on current allocations/estimate					
ROUTE/STREET	VARIOUS				TOTAL COST	\$115,000
	FUND SOURCE	MATCH	FY21	FY22	FY23	FY24
		\$0	\$0	\$0	\$0	\$0

MPO	Hampton Roads					
UPC NO	110801	SCOPE	Traffic Management/Engineering			
SYSTEM	Urban	JURISDICTION	Chesapeake		OVERSIGHT	NFO
PROJECT	Chesapeake Signal System - Phase 4				ADMIN BY	Locally
DESCRIPTION	FROM: Various TO: Various					
ROUTE/STREET	VARIOUS (U000)				TOTAL COST	\$500,000
	FUND SOURCE	MATCH	FY21	FY22	FY23	FY24
PE	Federal - CMAQ	\$16,000	\$0	\$0	\$64,000	\$0

MPO	Hampton Roads					
UPC NO	113828	SCOPE	Traffic Management/Engineering			
SYSTEM	Urban	JURISDICTION	Chesapeake		OVERSIGHT	NFO
PROJECT	Traffic Signal System Preemption Upgrade				ADMIN BY	Locally
DESCRIPTION	FROM: Various TO: Various					
ROUTE/STREET	VARIOUS (9999)				TOTAL COST	\$204,000
	FUND SOURCE	MATCH	FY21	FY22	FY23	FY24
PE	Federal - CMAQ	\$4,000	\$16,000	\$0	\$0	\$0
CN	Federal - CMAQ	\$36,800	\$147,200	\$0	\$0	\$0

MPO	Hampton Roads					
UPC NO	115525	SCOPE	Facilities for Pedestrians and Bicycles			
SYSTEM	Urban	JURISDICTION	City of Suffolk		OVERSIGHT	NFO
PROJECT	#SMART20 Seaboard Coastline Trail Segment 1				ADMIN BY	Locally
DESCRIPTION	FROM: Moore Avenue TO: Suburban Drive (1.5000 MI)					
ROUTE/STREET	U000				TOTAL COST	\$4,223,089
	FUND SOURCE	MATCH	FY21	FY22	FY23	FY24
PE AC	Federal - AC OTHER	\$0	\$0	\$0	\$355,949	\$0

MPO	NonMPO					
UPC NO	115507	SCOPE	Safety			
SYSTEM	Urban	JURISDICTION	Greenville County		OVERSIGHT	NFO
PROJECT	#SMART20 HWY 301S Sidewalk Greenville Project				ADMIN BY	VDOT
DESCRIPTION	FROM: HWY 301 South TO: Brookridge Apartment Complex					
ROUTE/STREET	HWY 301 (0301)				TOTAL COST	\$576,903
	FUND SOURCE	MATCH	FY21	FY22	FY23	FY24
		\$0	\$0	\$0	\$0	\$0

MPO	Hampton Roads					
UPC NO	93081	SCOPE	Bridge Replacement w/o Added Capacity			
SYSTEM	Urban	JURISDICTION	Hampton		OVERSIGHT	NFO
PROJECT	Bridge street over Salters Creek VA Str. 8009				ADMIN BY	Locally
DESCRIPTION	FROM: Bridge street over Salters Creek VA Str. 8009 TO: Bridge street over Salters Creek Str 8009 (0.0700 MI)					
ROUTE/STREET	0000				TOTAL COST	\$5,686,395
	FUND SOURCE	MATCH	FY21	FY22	FY23	FY24
CN	Federal - BR	\$0	\$26,974	\$0	\$0	\$0
CN AC	Federal - AC OTHER	\$0	\$1,314,564	\$0	\$0	\$0

MPO	Hampton Roads					
UPC NO	108731	SCOPE	New Construction Roadway			
SYSTEM	Urban	JURISDICTION	Hampton		OVERSIGHT	NFO
PROJECT	#HB2.FY17 Coliseum Drive Extension - Segment A				ADMIN BY	Locally
DESCRIPTION	FROM: Hampton Road Center Parkway TO: Butler Farm Road (0.2900 MI)					
ROUTE/STREET	COLISEUM DRIVE (U000)				TOTAL COST	\$5,453,862
	FUND SOURCE	MATCH	FY21	FY22	FY23	FY24
PE	Other	\$271,000	\$271,000	\$0	\$0	\$0
RW	Other	\$315,931	\$315,931	\$0	\$0	\$0
CN	Other	\$711,490	\$711,490	\$0	\$0	\$0
CN AC	Federal - AC OTHER	\$0	\$2,857,020	\$0	\$0	\$0

MPO	Hampton Roads					
UPC NO	113988	SCOPE	Other			
SYSTEM	Urban	JURISDICTION	Hampton		OVERSIGHT	NFO
PROJECT	Coliseum Drive Extension - Segment B				ADMIN BY	Locally
DESCRIPTION	FROM: Butler Farm Road TO: N. Campus Pway & Magruder Blvd					
PROGRAM NOTE	All funds obligated based on current allocations/estimate					
ROUTE/STREET	COLISEUM DRIVE (9999)				TOTAL COST	\$731,055
	FUND SOURCE	MATCH	FY21	FY22	FY23	FY24
		\$0	\$0	\$0	\$0	\$0

MPO	Hampton Roads					
UPC NO	102866	SCOPE	Facilities for Pedestrians and Bicycles			
SYSTEM	Urban	JURISDICTION	Hampton		OVERSIGHT	NFO
PROJECT	Cunningham Drive Sidewalk Project				ADMIN BY	Locally
DESCRIPTION	FROM: Todds Lane TO: Mercury Blvd - US258 (1.6000 MI)					
ROUTE/STREET	CUNNINGHAM DRIVE (0152)				TOTAL COST	\$920,000
	FUND SOURCE	MATCH	FY21	FY22	FY23	FY24
RW	Federal - CMAQ	\$40,000	\$0	\$160,000	\$0	\$0
CN	Federal - CMAQ	\$120,000	\$0	\$0	\$480,000	\$0

MPO	Hampton Roads					
UPC NO	109304	SCOPE	Reconstruction w/o Added Capacity			
SYSTEM	Urban	JURISDICTION	Hampton		OVERSIGHT	NFO
PROJECT	#HB2.FY17 Little Back River Road Reconstruction				ADMIN BY	Locally
DESCRIPTION	FROM: N. King Street TO: Valirey Drive (0.8500 MI)					
PROGRAM NOTE	All funds obligated based on current allocations/estimate					
ROUTE/STREET	LITTLE BACK RIVER ROAD (U000)				TOTAL COST	\$9,270,000
	FUND SOURCE	MATCH	FY21	FY22	FY23	FY24
		\$0	\$0	\$0	\$0	\$0

MPO	Hampton Roads					
UPC NO	111016	SCOPE	Safety			
SYSTEM	Urban	JURISDICTION	Hampton		OVERSIGHT	NFO
PROJECT	#SMART18 - POWER PLANT PARKWAY SIDEWALKS				ADMIN BY	Locally
DESCRIPTION	FROM: Pine Chapel Road TO: Briarfield Road (0.5000 MI)					
ROUTE/STREET	POWER PLANT PARKWAY (0415)				TOTAL COST	\$753,500
	FUND SOURCE	MATCH	FY21	FY22	FY23	FY24
PE	Federal - STP/STBG	\$0	\$0	\$129,238	\$0	\$0
PE AC	Federal - AC OTHER	\$0	\$0	\$4,262	\$0	\$0
RW AC	Federal - AC OTHER	\$0	\$0	\$0	\$117,000	\$0
CN AC	Federal - AC OTHER	\$0	\$0	\$0	\$0	\$503,000

MPO	Hampton Roads					
UPC NO	57047	SCOPE	Reconstruction w/ Added Capacity			
SYSTEM	Urban	JURISDICTION	Hampton		OVERSIGHT	NFO
PROJECT	Saunders Road Widening				ADMIN BY	Locally
DESCRIPTION	FROM: BIG BETHEL ROAD TO: City of Hampton Western City Limit (0.7500 MI)					
ROUTE/STREET	SAUNDERS ROAD (U000)				TOTAL COST	\$14,412,910
	FUND SOURCE	MATCH	FY21	FY22	FY23	FY24
CN	Federal - RSTP	(\$271,566)	(\$1,086,265)	\$0	\$0	\$0

MPO	Hampton Roads					
UPC NO	102865	SCOPE	Traffic Management/Engineering			
SYSTEM	Urban	JURISDICTION	Hampton		OVERSIGHT	NFO
PROJECT	Citywide Traffic Signal Upgrades Phase IV- PE Only				ADMIN BY	Locally
DESCRIPTION	FROM: Various TO: Various					
ROUTE/STREET	VARIOUS (0000)				TOTAL COST	\$200,000
	FUND SOURCE	MATCH	FY21	FY22	FY23	FY24
PE	Federal - CMAQ	(\$70,600)	(\$282,400)		\$0	\$0

MPO	Hampton Roads					
UPC NO	102867	SCOPE	Traffic Management/Engineering			
SYSTEM	Urban	JURISDICTION	Hampton		OVERSIGHT	NFO
PROJECT	Traffic Signal System Retiming				ADMIN BY	Locally
DESCRIPTION	FROM: Various TO: Various					
ROUTE/STREET	VARIOUS (0000)				TOTAL COST	\$1,392,000
	FUND SOURCE	MATCH	FY21	FY22	FY23	FY24
PE AC	Federal - AC	\$0	\$694,000		\$0	\$0

MPO	Hampton Roads					
UPC NO	109410	SCOPE	Traffic Management/Engineering			
SYSTEM	Urban	JURISDICTION	Hampton		OVERSIGHT	NFO
PROJECT	Traffic Signal System Retimings Phase II				ADMIN BY	Locally
DESCRIPTION	FROM: Various TO: Various					
ROUTE/STREET	VARIOUS (0000)				TOTAL COST	\$1,055,000
	FUND SOURCE	MATCH	FY21	FY22	FY23	FY24
PE	Federal - CMAQ	\$211,000	\$844,000		\$0	\$0

MPO	Hampton Roads					
UPC NO	113752	SCOPE	Traffic Management/Engineering			
SYSTEM	Urban	JURISDICTION	Hampton		OVERSIGHT	NFO
PROJECT	Inst. Emer. Vehicle Preemption Software & Hardware - Hampton				ADMIN BY	Locally
DESCRIPTION	FROM: Various TO: Various					
ROUTE/STREET	VARIOUS (9999)				TOTAL COST	\$203,988
	FUND SOURCE	MATCH	FY21	FY22	FY23	FY24
CN	Federal - CMAQ	\$36,798	\$147,190		\$0	\$0

MPO	Hampton Roads					
UPC NO	97715	SCOPE	Reconstruction w/ Added Capacity			
SYSTEM	Urban	JURISDICTION	Hampton		OVERSIGHT	NFO
PROJECT	Wythe Creek Road - Widen to 3 Lanes				ADMIN BY	VDOT
DESCRIPTION	FROM: 0.965 Mi. S. of Hampton City Limits TO: Hampton City Limits (0.9650 MI)					
ROUTE/STREET	WYTHE CREEK ROAD (0172)				TOTAL COST	\$36,049,150
	FUND SOURCE	MATCH	FY21	FY22	FY23	FY24
PE	Federal - RSTP	(\$12)	(\$46)		\$0	\$0
RW	Federal - RSTP	(\$118,036)	(\$472,144)		\$0	\$0

MPO	Hampton Roads					
UPC NO	115513	SCOPE	Safety and Education of Pedestrians /Bicyclists			
SYSTEM	Urban	JURISDICTION	Isle of Wight County		OVERSIGHT	NFO
PROJECT	#SMART20 Carrollton Boulevard (Rte 17) Crosswalks				ADMIN BY	VDOT
DESCRIPTION	FROM: Carrollton and Eagle Harbor Parkway TO: Smiths Neck Road/Greystone Drive					
ROUTE/STREET	CARROLLTON BOULEVARD (0017)				TOTAL COST	\$212,000
	FUND SOURCE	MATCH	FY21	FY22	FY23	FY24
PE AC	Federal - AC OTHER	\$0	\$31,000	\$0	\$0	\$0
CN AC	Federal - AC OTHER	\$0	\$181,000	\$0	\$0	\$0

MPO	Hampton Roads					
UPC NO	115528	SCOPE	Reconstruction w/o Added Capacity			
SYSTEM	Urban	JURISDICTION	Isle of Wight County		OVERSIGHT	NFO
PROJECT	#SMART20 U.S. Route 460 at U.S. Route 258 Turn Lane Improve				ADMIN BY	Locally
DESCRIPTION	FROM: Route 258 TO: Rout 460					
ROUTE/STREET	ROUTE 460 (0460)				TOTAL COST	\$3,234,936
	FUND SOURCE	MATCH	FY21	FY22	FY23	FY24
PE	Federal - NHPP/E	\$0	\$0	\$0	\$520,603	\$0

MPO	Hampton Roads					
UPC NO	115512	SCOPE	Facilities for Pedestrians and Bicycles			
SYSTEM	Urban	JURISDICTION	James City County		OVERSIGHT	NFO
PROJECT	#SMART20 Longhill Road Shared Use Path				ADMIN BY	VDOT
DESCRIPTION	FROM: DePue Drive TO: Lane Place					
ROUTE/STREET	LONGHILL ROAD (U000)				TOTAL COST	\$4,400,000
	FUND SOURCE	MATCH	FY21	FY22	FY23	FY24
PE	Federal - AC CONVERSION	\$0	\$0	\$0	\$530,000	\$0
PE AC	Federal - AC	\$0	\$530,000	\$0	\$0	\$0
RW	Federal - STP/STBG	\$0	\$0	\$0	\$270,000	\$0
CN	Federal - STP/STBG	\$0	\$0	\$0	\$0	\$2,300,000
CN AC	Federal - AC OTHER	\$0	\$0	\$0	\$0	\$1,300,000

MPO	Hampton Roads					
UPC NO	T11778	SCOPE	Transit			
SYSTEM	Urban	JURISDICTION	Multi-jurisdictional: Hampton Roads MPO		OVERSIGHT	NFO
PROJECT	Purchase 41 Buses, 40' Length				ADMIN BY	DRPT - Admin Flexed
DESCRIPTION	FROM: Various TO: Various					
PROGRAM NOTE	All funds obligated based on current allocations/estimate					
ROUTE/STREET	VARIOUS (0000)				TOTAL COST	\$16,195,000
	FUND SOURCE	MATCH	FY21	FY22	FY23	FY24
		\$0	\$0	\$0	\$0	\$0

MPO	Hampton Roads					
UPC NO	115524	SCOPE	Reconstruction w/ Added Capacity			
SYSTEM	Urban	JURISDICTION	Multi-jurisdictional: Hampton Roads MPO		OVERSIGHT	NFO
PROJECT	#SMART20 Victory Blvd Enhancement App 2: Poquoson Segment				ADMIN BY	Locally
DESCRIPTION	FROM: Wythe Creek Road TO: East Yorktown Road					
ROUTE/STREET	VICTORY BLVD (RTE. 171) (0171)				TOTAL COST	\$3,729,000
	FUND SOURCE	MATCH	FY21	FY22	FY23	FY24
PE AC	Federal - AC OTHER	\$0	\$0	\$0	\$0	\$680,000

MPO	Hampton Roads					
UPC NO	4483	SCOPE	New Construction Roadway			
SYSTEM	Urban	JURISDICTION	Newport News		OVERSIGHT	NFO
PROJECT	#HB2.FY17 ATKINSON BLVD - 4 LANES				ADMIN BY	Locally
DESCRIPTION	FROM: WARWICK BOULEVARD (ROUTE 60) TO: JEFFERSON AVENUE (ROUTE 143) (1.2000 MI)					
PROGRAM NOTE	All funds obligated based on current allocations/estimate					
ROUTE/STREET	ATKINSON BLVD. (U000)				TOTAL COST	\$68,121,203
	FUND SOURCE	MATCH	FY21	FY22	FY23	FY24
		\$0	\$0	\$0	\$0	\$0

MPO	Hampton Roads					
UPC NO	108980	SCOPE	Facilities for Pedestrians and Bicycles			
SYSTEM	Urban	JURISDICTION	Newport News		OVERSIGHT	NFO
PROJECT	Briarfield Sidewalk				ADMIN BY	Locally
DESCRIPTION	FROM: Marshall Avenue TO: Chestnut Avenue (0.5100 MI)					
ROUTE/STREET	BRIARFIELD ROAD (0000)				TOTAL COST	\$814,907
	FUND SOURCE	MATCH	FY21	FY22	FY23	FY24
RW	Federal - CMAQ	\$27,454	\$0	\$109,815	\$0	\$0
CN	Federal - CMAQ	\$101,379	\$0	\$0	\$405,516	\$0

MPO	Hampton Roads					
UPC NO	113986	SCOPE	Reconstruction w/ Added Capacity			
SYSTEM	Urban	JURISDICTION	Newport News		OVERSIGHT	NFO
PROJECT	Canon Boulevard Signal - Oyster Point Access Improvements				ADMIN BY	Locally
DESCRIPTION	FROM: Old Oyster Point Road TO: Oyster Point Road					
ROUTE/STREET	CANON BOULEVARD (9999)				TOTAL COST	\$778,359
	FUND SOURCE	MATCH	FY21	FY22	FY23	FY24
PE AC	Federal - AC OTHER	\$15,672	\$62,687	\$0	\$0	\$0
RW AC	Federal - AC OTHER	\$32,000	\$128,000	\$0	\$0	\$0
CN AC	Federal - AC OTHER	\$108,000	\$0	\$432,000	\$0	\$0

MPO	Hampton Roads					
UPC NO	103059	SCOPE	Facilities for Pedestrians and Bicycles			
SYSTEM	Urban	JURISDICTION	Newport News		OVERSIGHT	NFO
PROJECT	Newport News Pedestrian Improvements				ADMIN BY	Locally
DESCRIPTION	FROM: Various locations TO: Various locations					
ROUTE/STREET	CITYWIDE (0000)				TOTAL COST	\$1,257,015
	FUND SOURCE	MATCH	FY21	FY22	FY23	FY24
CN	Federal - CMAQ	\$231,403	\$925,612	\$0	\$0	\$0

MPO	Hampton Roads					
UPC NO	107058	SCOPE	Safety			
SYSTEM	Urban	JURISDICTION	Newport News		OVERSIGHT	NFO
PROJECT	Newport News Citywide Signal System Retiming				ADMIN BY	Locally
DESCRIPTION	FROM: Citywide TO: Citywide					
ROUTE/STREET	CITYWIDE (0000)				TOTAL COST	\$500,000
	FUND SOURCE	MATCH	FY21	FY22	FY23	FY24
PE	Federal - CMAQ	\$100,000	\$400,000	\$0	\$0	\$0

MPO	Hampton Roads					
UPC NO	100856	SCOPE	Facilities for Pedestrians and Bicycles			
SYSTEM	Urban	JURISDICTION	Newport News		OVERSIGHT	NFO
PROJECT	OAKLAND INDUSTRIAL PARK SIDEWALK, PHASE 2				ADMIN BY	Locally
DESCRIPTION	FROM: ON: Harwood Dr FRM Enterprise Dr to Enterprise Dr TO: ON: Pickett's Line FRM: Enterprise Dr to Warwick Blvd (1.5500 MI)					
ROUTE/STREET	HARWOOD DRIVE & PICKETT'S LINE (U000)				TOTAL COST	\$689,997
	FUND SOURCE	MATCH	FY21	FY22	FY23	FY24
CN	Federal - CMAQ	\$42,604	\$170,417	\$0	\$0	\$0
CN AC	Federal - AC OTHER	\$0	\$96,579	\$0	\$0	\$0

MPO	Hampton Roads					
UPC NO	108725	SCOPE	New Construction Roadway			
SYSTEM	Urban	JURISDICTION	Newport News		OVERSIGHT	NFO
PROJECT	Independence Boulevard - New Roadway				ADMIN BY	Locally
DESCRIPTION	FROM: Denbigh Boulevard TO: Ft. Eustis Boulevard (1.8500 MI)					
ROUTE/STREET	INDEPENDENCE BOULEVARD (U000)				TOTAL COST	\$15,250,000
	FUND SOURCE	MATCH	FY21	FY22	FY23	FY24
PE AC	Federal - AC OTHER	\$0	\$96,198	\$0	\$0	\$0
RW AC	Federal - AC OTHER	\$0	\$1,500,000	\$0	\$0	\$0
CN AC	Federal - AC OTHER	\$0	\$13,500,000	\$0	\$0	\$0

MPO	Hampton Roads					
UPC NO	100608	SCOPE	Safety			
SYSTEM	Urban	JURISDICTION	Newport News		OVERSIGHT	NFO
PROJECT	CITYWIDE ITS UPGRADES - MULTI LOCATIONS				ADMIN BY	Locally
DESCRIPTION	FROM: Warwick, Jefferson, Denbigh, Huntington, 25th St. TO: various intersecting Rds					
PROGRAM NOTE	All funds obligated based on current allocations/estimate					
ROUTE/STREET	INTERSECTION ON VARIOUS ROUTES (SEE PROJ PURPOSE) (0060)				TOTAL COST	\$744,575
	FUND SOURCE	MATCH	FY21	FY22	FY23	FY24
		\$0	\$0	\$0	\$0	\$0

MPO	Hampton Roads					
UPC NO	114388	SCOPE	Safety			
SYSTEM	Urban	JURISDICTION	Newport News		OVERSIGHT	NFO
PROJECT	Citywide ITS Upgrades- Multi Locations- CN Phase				ADMIN BY	Locally
DESCRIPTION	FROM: Warwick, Jefferson, Denbigh, Huntington, 25th St. TO: various intersecting streets					
PROGRAM NOTE	All funds obligated based on current allocations/estimate					
ROUTE/STREET	INTERSECTION ON VARIOUS ROUTES (SEE PROJ PURPOSE) (0060)				TOTAL COST	\$2,291,162
	FUND SOURCE	MATCH	FY21	FY22	FY23	FY24
		\$0	\$0	\$0	\$0	\$0

MPO	Hampton Roads					
UPC NO	11816	SCOPE	New Construction Roadway			
SYSTEM	Urban	JURISDICTION	Newport News		OVERSIGHT	NFO
PROJECT	MIDDLEGROUND BLVD - 4-LANE DIVIDED WITH CURB,GUTTER,SIDEWALK				ADMIN BY	VDOT
DESCRIPTION	FROM: 0.143 MI. EAST OF JEFFERSON AVENUE TO: 0.102 MI. WEST OF WARWICK BOULEVARD (1.2210 MI)					
PROGRAM NOTE	Waiting Financial Closure.					
ROUTE/STREET	MIDDLE GROUND BD (U000)				TOTAL COST	\$65,124,517
	FUND SOURCE	MATCH	FY21	FY22	FY23	FY24
PE AC	Federal - AC OTHER	\$179,296	\$717,182	\$0	\$0	\$0
RW	Federal - STP/STBG	\$0	(\$2,432,694)	\$0	\$0	\$0
CN AC	Federal - AC OTHER	\$0	\$1,919,577	\$0	\$0	\$0

MPO	Hampton Roads					
UPC NO	103016	SCOPE	Traffic Management/Engineering			
SYSTEM	Urban	JURISDICTION	Newport News		OVERSIGHT	NFO
PROJECT	Newport News Signal Timing Improvements				ADMIN BY	Locally
DESCRIPTION	FROM: Various TO: Various					
ROUTE/STREET	VARIOUS (0000)				TOTAL COST	\$900,000
	FUND SOURCE	MATCH	FY21	FY22	FY23	FY24
PE	Federal - CMAQ	(\$90,000)	(\$360,000)	\$0	\$0	\$0

MPO	Hampton Roads					
UPC NO	108981	SCOPE	Facilities for Pedestrians and Bicycles			
SYSTEM	Urban	JURISDICTION	Newport News		OVERSIGHT	NFO
PROJECT	Warwick Boulevard Sidewalk Widening				ADMIN BY	Locally
DESCRIPTION	FROM: Lucas Creek Road TO: Atkinson Way (1.5000 MI)					
ROUTE/STREET	WARWICK BOULEVARD (0000)				TOTAL COST	\$1,116,821
	FUND SOURCE	MATCH	FY21	FY22	FY23	FY24
RW	Federal - CMAQ	\$27,637	\$110,548	\$0	\$0	\$0
CN	Federal - CMAQ	\$158,134	\$0	\$632,536	\$0	\$0

MPO	Hampton Roads					
UPC NO	83254	SCOPE	Reconstruction w/ Added Capacity			
SYSTEM	Urban	JURISDICTION	Newport News		OVERSIGHT	NFO
PROJECT	MARINER'S MUSEUM MULTI-PURPOSE TRAIL				ADMIN BY	Locally
DESCRIPTION	FROM: Int. of Warwick Blvd. & Avenue of the Arts TO: North of the Int. of Warwick Blvd. & Harpersville Rd. (1.0000 MI)					
ROUTE/STREET	WARWICK BOULEVARE (U000)				TOTAL COST	\$2,339,611
	FUND SOURCE	MATCH	FY21	FY22	FY23	FY24
PE	Federal - CMAQ	\$4,320	\$17,281	\$0	\$0	\$0

MPO	Hampton Roads					
UPC NO	111091	SCOPE	Reconstruction w/ Added Capacity			
SYSTEM	Urban	JURISDICTION	Newport News		OVERSIGHT	NFO
PROJECT	#SMART18 - Jefferson Ave/Yorktown Rd Intersection Improvemnt				ADMIN BY	Locally
DESCRIPTION	FROM: 0.25 mil south of Jefferson Avenue TO: 0.25mi north of Jefferson Avenue (0.5000 MI)					
ROUTE/STREET	YORKTOWN ROAD (0000)				TOTAL COST	\$2,460,000
	FUND SOURCE	MATCH	FY21	FY22	FY23	FY24
PE	Federal - STP/STBG	\$0	\$395,000	\$0	\$0	\$0
RW	Federal - STP/STBG	\$0	\$0	\$0	\$508,000	\$0
CN	Federal - STP/STBG	\$0	\$0	\$0	\$0	\$1,557,000

MPO	Hampton Roads					
UPC NO	110385	SCOPE				
SYSTEM	Urban	JURISDICTION	Norfolk		OVERSIGHT	NFO
PROJECT	RTE 165 - 6 & 8 LANES DEBT SERVICE GARVEE DEBT SERVICE				ADMIN BY	VDOT
DESCRIPTION						
PROGRAM NOTE	Includes \$6,305,060 GARVEE Debt Service Interest Prev, \$1,737,932 GARVEE Debt Service Interest FFY21, \$1,620,004 GARVEE Debt Service Interest FFY22, \$1,496,101 GARVEE Debt Service Interest FFY23, \$1,365,913 GARVEE Debt Service Interest FFY24, \$5,422,303 GARVEE Debt Service Interest FFY25-31. Total GARVEE Debt Service Interest \$17,947,313. Corresponding GARVEE Debt Service CN UPC 84243. Linked with CN UPC 9783 & CN UPC 1765.					
ROUTE/STREET	0165				TOTAL COST	\$17,947,313
	FUND SOURCE	MATCH	FY21	FY22	FY23	FY24
PE	Federal - AC CONVERSION	\$0	\$0	\$1,620,003	\$1,496,101	\$1,365,913
	Federal - NHS/NHPP	\$0	\$1,737,932	\$0	\$0	\$0
PE TOTAL		\$0	\$1,737,932	\$1,620,003	\$1,496,101	\$1,365,913
PE AC	Federal - AC	\$0	\$9,904,321	\$0	\$0	\$0

MPO	Hampton Roads					
UPC NO	110387	SCOPE				
SYSTEM	Urban	JURISDICTION	Norfolk	OVERSIGHT	NFO	
PROJECT	ROBIN HOOD RD & MILITARY HWY PHASE 1 GARVEE DEBT SERVICE			ADMIN BY	VDOT	
DESCRIPTION						
PROGRAM NOTE	Includes \$625,428 GARVEE Debt Service Interest Prev, \$140,546 GARVEE Debt Service Interest FFY21, \$130,388 GARVEE Debt Service Interest FFY22, \$119,714 GARVEE Debt Service Interest FFY23, \$108,498 GARVEE Debt Service Interest FY24, \$393,962 GARVEE Debt Service Interest FFY25-FFY31. Total GARVEE Debt Service interest \$1,518,536. Corresponding CN UPC 84243. Linked with CN UPC 1765 & CN UPC 9783.					
ROUTE/STREET	0165			TOTAL COST	\$1,518,536	
	FUND SOURCE	MATCH	FY21	FY22	FY23	FY24
PE	Federal - AC CONVERSION	\$0	\$0	\$130,388	\$119,714	\$108,498
	Federal - NHS/NHPP	\$0	\$140,546	\$0	\$0	\$0
PE TOTAL		\$0	\$140,546	\$130,388	\$119,714	\$108,498
PE AC	Federal - AC	\$0	\$752,561	\$0	\$0	\$0

MPO	Hampton Roads					
UPC NO	107039	SCOPE	Bridge Rehab w/o Added Capacity			
SYSTEM	Urban	JURISDICTION	Norfolk	OVERSIGHT	NFO	
PROJECT	Campostella Bridge Rehabilitation			ADMIN BY	Locally	
DESCRIPTION	FROM: Kimball Terrance TO: Fillmore Street (0.6000 MI)					
ROUTE/STREET	CAMPOSTELLA BRIDGE (0168)			TOTAL COST	\$6,000,000	
	FUND SOURCE	MATCH	FY21	FY22	FY23	FY24
PE	Federal - RSTP	\$6,000	\$24,000	\$0	\$0	\$0
CN	Federal - RSTP	\$1,194,000	\$0	\$4,776,000	\$0	\$0

MPO	Hampton Roads					
UPC NO	105592	SCOPE	Traffic Management/Engineering			
SYSTEM	Urban	JURISDICTION	Norfolk	OVERSIGHT	NFO	
PROJECT	Norfolk ATMS Phase 4C			ADMIN BY	Locally	
DESCRIPTION	FROM: Citywide TO: Citywide					
ROUTE/STREET	CITYWIDE (0000)			TOTAL COST	\$2,112,254	
	FUND SOURCE	MATCH	FY21	FY22	FY23	FY24
PE	Federal - CMAQ	\$1,122	\$4,486	\$0	\$0	\$0
CN	Federal - CMAQ	\$34,072	\$136,288	\$0	\$0	\$0
CN AC	Federal - AC OTHER	\$0	\$40,576	\$0	\$0	\$0

MPO	Hampton Roads					
UPC NO	109303	SCOPE	Traffic Management/Engineering			
SYSTEM	Urban	JURISDICTION	Norfolk	OVERSIGHT	NFO	
PROJECT	#HB2.FY17 Norfolk Traffic Control System Platform Upgrade			ADMIN BY	Locally	
DESCRIPTION	FROM: Citywide TO: Citywide					
ROUTE/STREET	CITYWIDE (0000)			TOTAL COST	\$2,966,746	
	FUND SOURCE	MATCH	FY21	FY22	FY23	FY24
PE AC	Federal - AC OTHER	\$0	\$138,116	\$0	\$0	\$0
CN AC	Federal - AC OTHER	\$0	\$2,828,630	\$0	\$0	\$0

MPO	Hampton Roads					
UPC NO	109572	SCOPE	Transit			
SYSTEM	Urban	JURISDICTION	Norfolk		OVERSIGHT	NFO
PROJECT	Norfolk BusShelters and Pedestrian Improvements				ADMIN BY	Locally
DESCRIPTION	FROM: Various TO: Various					
ROUTE/STREET	CITYWIDE (0000)				TOTAL COST	\$700,000
	FUND SOURCE	MATCH	FY21	FY22	FY23	FY24
PE	Federal - CMAQ	\$3,000	\$0	\$12,000	\$0	\$0
CN	Federal - CMAQ	\$134,000	\$0	\$0	\$0	\$536,000

MPO	Hampton Roads					
UPC NO	92748	SCOPE	Safety			
SYSTEM	Urban	JURISDICTION	Norfolk		OVERSIGHT	NFO
PROJECT	East Ocean View Signal Upgrades and Corridor Integration				ADMIN BY	Locally
DESCRIPTION	FROM: 4th View Street TO: Shore Drive/ Little Creek Road					
ROUTE/STREET	EAST OCEAN VIEW AVENUE (0060)				TOTAL COST	\$500,422
	FUND SOURCE	MATCH	FY21	FY22	FY23	FY24
CN	Federal - CMAQ	\$0	(\$112,786)	\$0	\$0	\$0

MPO	Hampton Roads					
UPC NO	111021	SCOPE	Other			
SYSTEM	Urban	JURISDICTION	Norfolk		OVERSIGHT	NFO
PROJECT	#SMART18 - Granby Street Bike Lanes				ADMIN BY	Locally
DESCRIPTION	FROM: Willow Wood Drive TO: Admiral Taussing Boulevard (2.0000 MI)					
ROUTE/STREET	GRANBY STREET (0460)				TOTAL COST	\$822,000
	FUND SOURCE	MATCH	FY21	FY22	FY23	FY24
CN	Federal - NHS/NHPP	\$0	\$0	\$714,000	\$0	\$0

MPO	Hampton Roads					
UPC NO	1765	SCOPE	Reconstruction w/ Added Capacity			
SYSTEM	Urban	JURISDICTION	Norfolk		OVERSIGHT	NFO
PROJECT	RTE 165 - 6 & 8 LANES				ADMIN BY	VDOT
DESCRIPTION	FROM: 0.307 MILES SOUTH OF NORTHAMPTON BOULEVARD TO: 0.454 MILES NORTH OF NORTHAMPTON (0.7600 MI)					
PROGRAM NOTE	Includes \$6,804,696 GARVEE Debt Service Principal Prev, \$2,329,616 GARVEE Debt Service Principal FFY21, \$2,447,266 GARVEE Debt Service Principal FFY22, \$2,571,741 GARVEE Debt Service Principal FFY23, \$2,701,248 GARVEE Debt Service Principal FFY24. Total GARVEE Debt Service Principal \$42,317,149. Corresponding GARVEE Debt Service UPC 110385. Linked with CN UPC 9783 & CN UPC 84243.					
ROUTE/STREET	MILITARY HIGHWAY (0165)				TOTAL COST	\$60,476,095
	FUND SOURCE	MATCH	FY21	FY22	FY23	FY24
RW	Federal - AC CONVERSION	\$0	\$0	\$2,447,266	\$2,571,741	\$2,701,248
	Federal - STP/STBG	\$0	\$2,329,616	\$0	\$0	\$0
RW TOTAL		\$0	\$2,329,616	\$2,447,266	\$2,571,741	\$2,701,248
RW AC	Federal - AC	\$0	\$10,935,933	\$0	\$0	\$0
CN	Federal - STP/STBG	\$135,100	\$540,401	\$0	\$0	\$0
CN AC	Federal - AC	\$0	\$26,175,103	\$0	\$0	\$0
	Federal - AC OTHER	\$0	\$5,162,646	\$0	\$0	\$0
CN AC		\$0	\$31,337,749	\$0	\$0	\$0

MPO	Hampton Roads					
UPC NO	9783	SCOPE	New Construction Roadway			
SYSTEM	Urban	JURISDICTION	Norfolk		OVERSIGHT	NFO
PROJECT	RTE 13 - 8 LANES				ADMIN BY	VDOT
DESCRIPTION	FROM: 0.023 MILE SOUTH OF LOWERY ROAD TO: 0.012 MILE SOUTH OF NORTHAMPTON BOULEVARD (0.8190 MI)					
PROGRAM NOTE	Linked with UPC 1765, 84243, 110385, 110387					
ROUTE/STREET	MILITARY HIGHWAY (0013)				TOTAL COST	\$26,273,270
	FUND SOURCE	MATCH	FY21	FY22	FY23	FY24
CN	Federal - STP/STBG	\$195,337	\$781,348	\$0	\$0	\$0
CN AC	Federal - AC	\$229,608	\$918,433	\$0	\$0	\$0
	Federal - AC OTHER	\$0	\$6,215,868	\$0	\$0	\$0
CN AC		\$229,608	\$7,134,301	\$0	\$0	\$0

MPO	Hampton Roads					
UPC NO	84243	SCOPE	Reconstruction w/ Added Capacity			
SYSTEM	Urban	JURISDICTION	Norfolk		OVERSIGHT	NFO
PROJECT	Robin Hood Rd & Military Hwy Phase 1, link w/ UPC 1765 & 9783				ADMIN BY	VDOT
DESCRIPTION	FROM: 0.289 mi. North of Northampton Blvd TO: 0.230 mi North of Rte I-64 (L)					
PROGRAM NOTE	Includes \$688,301 GARVEE Debt Service Principal Prev, \$200,657 GARVEE Debt Service Principal FFY21, \$210,846 GARVEE Debt Service Principal FFY22, \$221,540 GARVEE Debt Service Principal FFY23, \$232,737 GARVEE Debt Service Principal FFY24. Total GARVEE Debt Service Principal \$3,548,777. Corresponding Debt Service UPC 110387. Linked with CN UPC 1765 & CN UPC 9783.					
ROUTE/STREET	MILITARY HIGHWAY (0165)				TOTAL COST	\$21,047,768
	FUND SOURCE	MATCH	FY21	FY22	FY23	FY24
CN	Federal - AC CONVERSION	\$0	\$0	\$2,006,570	\$210,846	\$232,737
	Federal - NHS/NHPP	\$0	\$200,657	\$0	\$0	\$0
	Federal - STP/STBG	\$682,589	\$2,730,356	\$0	\$0	\$0
CN TOTAL		\$682,589	\$2,931,013	\$2,006,570	\$210,846	\$232,737
CN AC	Federal - AC	\$0	\$1,106,999	\$0	\$0	\$0

MPO	Hampton Roads					
UPC NO	111019	SCOPE	Reconstruction w/ Added Capacity			
SYSTEM	Urban	JURISDICTION	Norfolk		OVERSIGHT	NFO
PROJECT	#SMART18 - Brambleton Ave/Park Ave Intersection Improvements				ADMIN BY	Locally
DESCRIPTION	FROM: Park Avenue TO: Brambleton Avenue (0.0500 MI)					
ROUTE/STREET	PARK AVENUE (0166)				TOTAL COST	\$594,000
	FUND SOURCE	MATCH	FY21	FY22	FY23	FY24
RW AC	Federal - AC OTHER	\$0	\$0	\$67,000	\$0	\$0
CN AC	Federal - AC OTHER	\$0	\$0	\$0	\$434,000	\$0

MPO	Hampton Roads					
UPC NO	111017	SCOPE	Reconstruction w/ Added Capacity			
SYSTEM	Urban	JURISDICTION	Norfolk		OVERSIGHT	NFO
PROJECT	#SMART18 - Brambleton Ave/ Tidewater Dr. Intersection Imprv.				ADMIN BY	Locally
DESCRIPTION	FROM: Olney Road TO: Brambleton Avenue (0.0800 MI)					
ROUTE/STREET	TIDEWATER DRIVE (0168)				TOTAL COST	\$645,500
	FUND SOURCE	MATCH	FY21	FY22	FY23	FY24
CN	Federal - STP/STBG	\$0	\$0	\$0	\$532,500	\$0

MPO	Hampton Roads					
UPC NO	102950	SCOPE	Traffic Management/Engineering			
SYSTEM	Urban	JURISDICTION	Norfolk		OVERSIGHT	NFO
PROJECT	Norfolk Signal Timing Improvements - Phase III				ADMIN BY	Locally
DESCRIPTION	FROM: Various TO: Various					
PROGRAM NOTE	All funds obligated based on current allocations/estimate					
ROUTE/STREET	TIDEWATER/ LITTLE CREEK/ CHESAPEAKE/ MILITARY (0000)				TOTAL COST	\$600,000
	FUND SOURCE	MATCH	FY21	FY22	FY23	FY24
		\$0	\$0	\$0	\$0	\$0

MPO	Hampton Roads					
UPC NO	111023	SCOPE	Facilities for Pedestrians and Bicycles			
SYSTEM	Urban	JURISDICTION	Norfolk		OVERSIGHT	NFO
PROJECT	Install and upgrade Countdown Pedestrian Signals				ADMIN BY	Locally
DESCRIPTION	FROM: Various TO: Various					
ROUTE/STREET	VARIOUS (0000)				TOTAL COST	\$1,905,944
	FUND SOURCE	MATCH	FY21	FY22	FY23	FY24
		\$0	\$0	\$0	\$0	\$0

MPO	Hampton Roads					
UPC NO	113866	SCOPE	Traffic Management/Engineering			
SYSTEM	Urban	JURISDICTION	Norfolk		OVERSIGHT	NFO
PROJECT	Emergency Vehicle Preemption - Norfolk				ADMIN BY	Locally
DESCRIPTION	FROM: Various TO: Various					
ROUTE/STREET	VARIOUS (0000)				TOTAL COST	\$203,988
	FUND SOURCE	MATCH	FY21	FY22	FY23	FY24
PE	Federal - CMAQ	\$13,000	\$52,000	\$0	\$0	\$0
CN	Federal - CMAQ	\$23,798	\$95,190	\$0	\$0	\$0

MPO	Hampton Roads					
UPC NO	102982	SCOPE	Facilities for Pedestrians and Bicycles			
SYSTEM	Urban	JURISDICTION	Poquoson		OVERSIGHT	NFO
PROJECT	South Lawson Park Multi-Use Path				ADMIN BY	Locally
DESCRIPTION	FROM: 1000ft south of Poquoson Avenue TO: South Lawson Park					
ROUTE/STREET	SOUTH LAWSON ROAD (0000)				TOTAL COST	\$195,000
	FUND SOURCE	MATCH	FY21	FY22	FY23	FY24
CN	Federal - CMAQ	\$26,200	\$104,800	\$0	\$0	\$0

MPO	Hampton Roads					
UPC NO	102999	SCOPE	Traffic Management/Engineering			
SYSTEM	Urban	JURISDICTION	Poquoson		OVERSIGHT	NFO
PROJECT	Wythe Creek Road Traffic Signal Upgrade				ADMIN BY	Locally
DESCRIPTION	FROM: Hampton City Line TO: Yorktown Road					
ROUTE/STREET	WYTHE CREEK (0000)				TOTAL COST	\$278,000
	FUND SOURCE	MATCH	FY21	FY22	FY23	FY24
CN	Federal - CMAQ	\$43,600	\$174,400	\$0	\$0	\$0

MPO	Hampton Roads					
UPC NO	13427	SCOPE	Reconstruction w/ Added Capacity			
SYSTEM	Urban	JURISDICTION	Poquoson		OVERSIGHT	NFO
PROJECT	RTE 172 - CITY OF POQUOSON - PHASE I				ADMIN BY	VDOT
DESCRIPTION	FROM: Poquoson City Limits TO: 0.927 Mi. North of Poquoson City Limits (0.9270 MI)					
PROGRAM NOTE	All funds obligated based on current allocations/estimate					
ROUTE/STREET	WYTHE CREEK RD. (0172)				TOTAL COST	\$17,199,753
	FUND SOURCE	MATCH	FY21	FY22	FY23	FY24
		\$0	\$0	\$0	\$0	\$0

MPO	Hampton Roads					
UPC NO	97720	SCOPE	Safety			
SYSTEM	Urban	JURISDICTION	Portsmouth		OVERSIGHT	NFO
PROJECT	Signal System Upgrade - Phases 2, 3, 4				ADMIN BY	Locally
DESCRIPTION	FROM: Citywide TO: Citywide (5.5000 MI)					
PROGRAM NOTE	All funds obligated based on current allocations/estimate. Waiting Financial Closure					
ROUTE/STREET	CITYWIDE (0000)				TOTAL COST	\$6,502,191
	FUND SOURCE	MATCH	FY21	FY22	FY23	FY24
		\$0	\$0	\$0	\$0	\$0

MPO	Hampton Roads					
UPC NO	98824	SCOPE	Safety			
SYSTEM	Urban	JURISDICTION	Portsmouth		OVERSIGHT	NFO
PROJECT	Citywide Signal Timing - Phase 4				ADMIN BY	Locally
DESCRIPTION	FROM: Citywide TO: Citywide					
ROUTE/STREET	CITYWIDE (0000)				TOTAL COST	\$135,000
	FUND SOURCE	MATCH	FY21	FY22	FY23	FY24
PE AC	Federal - AC OTHER	\$0	\$3,000	\$0	\$0	\$0

MPO	Hampton Roads					
UPC NO	113830	SCOPE	Safety			
SYSTEM	Urban	JURISDICTION	Portsmouth		OVERSIGHT	NFO
PROJECT	Install Emergency Vehicle Preemption Software & Hardware				ADMIN BY	Locally
DESCRIPTION	FROM: Citywide TO: Citywide					
ROUTE/STREET	CITYWIDE (9999)				TOTAL COST	\$301,809
	FUND SOURCE	MATCH	FY21	FY22	FY23	FY24
PE	Federal - CMAQ	\$962	\$3,847	\$0	\$0	\$0
CN	Federal - CMAQ	\$55,552	\$222,208	\$0	\$0	\$0

MPO	Hampton Roads					
UPC NO	107035	SCOPE	Safety			
SYSTEM	Urban	JURISDICTION	Portsmouth		OVERSIGHT	NFO
PROJECT	George Washington Highway Corridor Improvements				ADMIN BY	Locally
DESCRIPTION	FROM: George Washington Hwy TO: Elm Avenue (0.4000 MI)					
ROUTE/STREET	GEORGE WASHINGTON HIGHWAY (0017)				TOTAL COST	\$5,950,000
	FUND SOURCE	MATCH	FY21	FY22	FY23	FY24
PE	Federal - RSTP	\$110,000	\$440,000	\$0	\$0	\$0
RW	Federal - RSTP	\$300,000	\$0	\$0	\$1,200,000	\$0
CN	Federal - RSTP	\$780,000	\$0	\$0	\$0	\$3,120,000

MPO	Hampton Roads					
UPC NO	102985	SCOPE	Facilities for Pedestrians and Bicycles			
SYSTEM	Urban	JURISDICTION	Portsmouth		OVERSIGHT	NFO
PROJECT	Westhaven Bicycle Improvements				ADMIN BY	Locally
DESCRIPTION	FROM: Intersection of Clifford St and Powhatan Avenue TO: Intersection of Bart Street and Airline Blvd (1.1500 MI)					
ROUTE/STREET	SOUTH STREET (0000)				TOTAL COST	\$500,000
	FUND SOURCE	MATCH	FY21	FY22	FY23	FY24
		\$0	\$0	\$0	\$0	\$0

MPO	Hampton Roads					
UPC NO	103025	SCOPE	Traffic Management/Engineering			
SYSTEM	Urban	JURISDICTION	Portsmouth		OVERSIGHT	NFO
PROJECT	Portsmouth Traffic Signal Upgrades				ADMIN BY	Locally
DESCRIPTION	FROM: Various TO: Various					
PROGRAM NOTE	All funds obligated based on current allocations/estimate					
ROUTE/STREET	VARIOUS (0000)				TOTAL COST	\$4,936,344
	FUND SOURCE	MATCH	FY21	FY22	FY23	FY24
CN	Federal - CMAQ	\$756,000	\$3,024,000	\$0	\$0	\$0
CN AC	Federal - AC OTHER	\$0	\$436,344	\$0	\$0	\$0

MPO	Hampton Roads					
UPC NO	110508	SCOPE	Other			
SYSTEM	Urban	JURISDICTION	Smithfield		OVERSIGHT	NFO
PROJECT	Alternative Analysis-Benns Ch Blvd/ US 258/ Rt.10 Bypass				ADMIN BY	Locally
DESCRIPTION	FROM: Benns Church Blvd TO: Rt. 10 Bypass					
PROGRAM NOTE	All funds obligated based on current allocations/estimate					
ROUTE/STREET	0000				TOTAL COST	\$180,470
	FUND SOURCE	MATCH	FY21	FY22	FY23	FY24
		\$0	\$0	\$0	\$0	\$0

MPO	Hampton Roads					
UPC NO	108982	SCOPE	Other			
SYSTEM	Urban	JURISDICTION	Suffolk		OVERSIGHT	NFO
PROJECT	Suffolk Transportation Operation Center				ADMIN BY	Locally
DESCRIPTION	FROM: Carolina Road TO: Carolina Rd					
ROUTE/STREET	0000				TOTAL COST	\$2,050,000
	FUND SOURCE	MATCH	FY21	FY22	FY23	FY24
PE	Federal - CMAQ	\$10,000	\$0	\$40,000	\$0	\$0

MPO	Hampton Roads					
UPC NO	108983	SCOPE	Traffic Management/Engineering			
SYSTEM	Urban	JURISDICTION	Suffolk		OVERSIGHT	NFO
PROJECT	Suffolk Citywide Signal Timings				ADMIN BY	Locally
DESCRIPTION	FROM: Citywide TO: Various Locations					
ROUTE/STREET	0000				TOTAL COST	\$370,000
	FUND SOURCE	MATCH	FY21	FY22	FY23	FY24
PE	Federal - CMAQ	\$74,000	\$0	\$296,000	\$0	\$0

MPO	Hampton Roads					
UPC NO	110634	SCOPE	New Construction Roadway			
SYSTEM	Urban	JURISDICTION	Suffolk		OVERSIGHT	NFO
PROJECT	Nansemond Pkwy/Wilroy Rd Overpass over Commonwealth Railway				ADMIN BY	Locally
DESCRIPTION	FROM: South of Nansemond Rkwy/Wilroy Intersection TO: North of Bridlewood Lane/Nansemond Parkway (0.7200 MI)					
PROGRAM NOTE	All funds obligated based on current allocations/estimate					
ROUTE/STREET	0000				TOTAL COST	\$27,478,741
	FUND SOURCE	MATCH	FY21	FY22	FY23	FY24
		\$0	\$0	\$0	\$0	\$0

MPO	Hampton Roads					
UPC NO	110389	SCOPE				
SYSTEM	Urban	JURISDICTION	Suffolk		OVERSIGHT	NFO
PROJECT	#HB2.FY17 RTE 58/ HOLLAND RD. Corridor GARVEE DEBT SERVICE				ADMIN BY	VDOT
DESCRIPTION						
PROGRAM NOTE	Includes \$376,656 GARVEE Debt Service Interest Prev, \$1,086,008 GARVEE Debt Service Interest FFY21, \$1,513,828 GARVEE Debt Service Interest FFY22, \$1,454,214 GARVEE Debt Service Interest FFY23, \$1,370,095 GARVEE Debt Service Interest FFY24, \$8,239,110 GARVEE Debt Service Interest FFY25-FFY36. Total GARVEE Debt Service Interest \$14,039,911 Corresponding CN UPC 100937.					
ROUTE/STREET	0058				TOTAL COST	\$14,039,911
	FUND SOURCE	MATCH	FY21	FY22	FY23	FY24
PE	Federal - AC CONVERSION	\$0	\$0	\$1,513,828	\$1,454,214	\$1,370,095
	Federal - NHS/NHPP	\$0	\$1,086,008	\$0	\$0	\$0
PE TOTAL		\$0	\$1,086,008	\$1,513,828	\$1,454,214	\$1,370,095
PE AC	Federal - AC	\$0	\$12,577,247	\$0	\$0	\$0

MPO	Hampton Roads					
UPC NO	69050	SCOPE	Reconstruction w/o Added Capacity			
SYSTEM	Urban	JURISDICTION	Suffolk		OVERSIGHT	NFO
PROJECT	#HB2.FY17 Bridge Rd & Shoulders Hill Rd Intersection Imps				ADMIN BY	Locally
DESCRIPTION	FROM: .4 Miles W. of Rte 626 & .35 Miles S. of Rte 17 TO: .4 Miles E. of Rte 626 & .035 Miles N. of Rte 17 (0.2000 MI)					
PROGRAM NOTE	All funds obligated based on current allocations/estimate					
ROUTE/STREET	BRIDGE RD (RTE 17) AT SHOULDERS HILL RD (RTE 626) (0626)				TOTAL COST	\$24,079,507
	FUND SOURCE	MATCH	FY21	FY22	FY23	FY24
		\$0	\$0	\$0	\$0	\$0

MPO	Hampton Roads					
UPC NO	102991	SCOPE	Traffic Management/Engineering			
SYSTEM	Urban	JURISDICTION	Suffolk		OVERSIGHT	NFO
PROJECT	Bridge Road Traffic Signal upgrades				ADMIN BY	Locally
DESCRIPTION	FROM: College Drive TO: Eclipse Drive (6.8000 MI)					
PROGRAM NOTE	All funds obligated based on current allocations/estimate					
ROUTE/STREET	BRIDGE ROAD (0017)				TOTAL COST	\$1,257,000
	FUND SOURCE	MATCH	FY21	FY22	FY23	FY24
		\$0	\$0	\$0	\$0	\$0

MPO	Hampton Roads					
UPC NO	100603	SCOPE	Safety			
SYSTEM	Urban	JURISDICTION	Suffolk		OVERSIGHT	NFO
PROJECT	Harbour View Area Traffic Signal Coordination				ADMIN BY	Locally
DESCRIPTION	FROM: Int. Harbour View, College Dr, Townpoint Rd, Bridge Rd. TO: Intersection					
PROGRAM NOTE	All funds obligated based on current allocations/estimate					
ROUTE/STREET	HARBOUR VIEW, COLLEGE DR, TOWNPOINT RD, BRIDGE RD (0658)				TOTAL COST	\$1,692,497
	FUND SOURCE	MATCH	FY21	FY22	FY23	FY24
		\$0	\$0	\$0	\$0	\$0

MPO	Hampton Roads					
UPC NO	100937	SCOPE	Reconstruction w/ Added Capacity			
SYSTEM	Urban	JURISDICTION	Suffolk		OVERSIGHT	FO
PROJECT	#HB2.FY17 Route 58/ Holland Road Corridor Improvements				ADMIN BY	Locally
DESCRIPTION	FROM: Rte 58/13/32 bypass TO: .7 miles west of Manning Bridge Road (3.1000 MI)					
PROGRAM NOTE	Includes \$414,520 GARVEE Debt Service Principal Prev, \$1,059,305 GARVEE Debt Service Principal FFY21 \$1,581,567 GARVEE Debt Service Principal FFY22, \$1,661,678 GARVEE Debt Service Principal FFY23, \$1,745,675 GARVEE Debt Service Principal FFY24. Total GARVEE Debt Service Principal \$32,553,444. Corresponding Debt Service UPC 110389.					
ROUTE/STREET	HOLLAND ROAD (0058)				TOTAL COST	\$77,317,968
	FUND SOURCE	MATCH	FY21	FY22	FY23	FY24
PE AC	Federal - AC OTHER	\$0	\$3,660,424	\$0	\$0	\$0
RW	Federal - AC CONVERSION	\$0	\$0	\$1,581,567	\$1,661,678	\$1,745,675
	Federal - NHS/NHPP	\$0	\$1,059,305	\$0	\$0	\$0
	Other	\$790,550	\$790,550	\$0	\$0	\$0
RW TOTAL		\$790,550	\$1,849,855	\$1,581,567	\$1,661,678	\$1,745,675
RW AC	Federal - AC	\$0	\$31,079,620	\$0	\$0	\$0

MPO	Hampton Roads					
UPC NO	102990	SCOPE	Traffic Management/Engineering			
SYSTEM	Urban	JURISDICTION	Suffolk		OVERSIGHT	NFO
PROJECT	Nasemond Parkway Traffic Signal Upgrades				ADMIN BY	Locally
DESCRIPTION	FROM: Intersection of Bridge Road and Shoulders Hill Road TO: Intersection of Wilroy Road and Route 58					
PROGRAM NOTE	All funds obligated based on current allocations/estimate					
ROUTE/STREET	NANSEMOND PARKWAY (0000)				TOTAL COST	\$2,748,000
	FUND SOURCE	MATCH	FY21	FY22	FY23	FY24
		\$0	\$0	\$0	\$0	\$0

MPO	Hampton Roads					
UPC NO	61407	SCOPE	Reconstruction w/o Added Capacity			
SYSTEM	Urban	JURISDICTION	Suffolk		OVERSIGHT	NFO
PROJECT	RTE 337 - WIDEN TO 4 LANES				ADMIN BY	Locally
DESCRIPTION	FROM: 0.37 Mile E. of Shoulder Hill Road (Rte. 626) TO: 0.748 Mile E. of Shoulder Hill Road (Rte. 626) (0.3780 MI)					
ROUTE/STREET	NANSEMOND PKWY (0337)				TOTAL COST	\$12,693,595
	FUND SOURCE	MATCH	FY21	FY22	FY23	FY24
RW	Federal - BR	\$214,605	\$858,420	\$0	\$0	\$0
RW AC	Federal - AC	\$48,900	\$195,600	\$0	\$0	\$0
CN	Federal - BR	\$22,330	\$89,319	\$0	\$0	\$0
	Other	\$312,223	\$312,223	\$0	\$0	\$0
CN TOTAL		\$334,553	\$401,542	\$0	\$0	\$0
CN AC	Federal - AC OTHER	\$0	\$528,386	\$0	\$0	\$0

MPO	Hampton Roads					
UPC NO	111036	SCOPE	Traffic Management/Engineering			
SYSTEM	Urban	JURISDICTION	Suffolk		OVERSIGHT	NFO
PROJECT	Suffolk Bypass/Godwin Blvd - Wilroy Road - Pruden Blvd IMR				ADMIN BY	Locally
DESCRIPTION	FROM: Wilroy Road Interchange TO: Pruden Boulevard Interchange (3.5000 MI)					
ROUTE/STREET	ROUTE 58 (0058)				TOTAL COST	\$2,000,000
	FUND SOURCE	MATCH	FY21	FY22	FY23	FY24
PE	Federal - RSTP	\$400,000	\$0	\$0	\$0	\$1,600,000

MPO	Hampton Roads					
UPC NO	102992	SCOPE	Facilities for Pedestrians and Bicycles			
SYSTEM	Urban	JURISDICTION	Suffolk		OVERSIGHT	NFO
PROJECT	Shoulders Hill Road Multi-Use Path				ADMIN BY	Locally
DESCRIPTION	FROM: Bennett's Creek Park Road TO: 1090' South of Bennett's Crrek Park Road (0.2500 MI)					
ROUTE/STREET	SHOULDERS HILL ROAD (0000)				TOTAL COST	\$272,000
	FUND SOURCE	MATCH	FY21	FY22	FY23	FY24
CN	Federal - CMAQ	\$48,400	\$0	\$193,600	\$0	\$0

MPO	Hampton Roads					
UPC NO	102994	SCOPE	Traffic Management/Engineering			
SYSTEM	Urban	JURISDICTION	Suffolk		OVERSIGHT	NFO
PROJECT	Suffolk Bypass ITS Improvements				ADMIN BY	Locally
DESCRIPTION	FROM: City of Chesapeake limits TO: Holland Road (11.6000 MI)					
PROGRAM NOTE	All funds obligated based on current allocations/estimate					
ROUTE/STREET	SUFFOLK BYPASS (0058)				TOTAL COST	\$1,650,000
	FUND SOURCE	MATCH	FY21	FY22	FY23	FY24
		\$0	\$0	\$0	\$0	\$0

MPO	Hampton Roads					
UPC NO	107057	SCOPE	Safety			
SYSTEM	Urban	JURISDICTION	Suffolk		OVERSIGHT	NFO
PROJECT	West End Suffolk Bypass Interchange IMR Study				ADMIN BY	Locally
DESCRIPTION	FROM: West end of Suffolk Bypass TO: Holland Road					
ROUTE/STREET	SUFFOLK BYPASS (0000)				TOTAL COST	\$200,000
	FUND SOURCE	MATCH	FY21	FY22	FY23	FY24
PE	Federal - RSTP	\$40,000	\$160,000	\$0	\$0	\$0

MPO	Hampton Roads					
UPC NO	108984	SCOPE	Bridge Replacement w/o Added Capacity			
SYSTEM	Urban	JURISDICTION	Suffolk		OVERSIGHT	NFO
PROJECT	#SGR - Speights Spillway Bridge Replacement				ADMIN BY	Locally
DESCRIPTION	FROM: Turlington Road TO: Turlington Road (0.1000 MI)					
PROGRAM NOTE	All funds obligated based on current allocations/estimate					
ROUTE/STREET	TURLINGTON ROAD (0000)				TOTAL COST	\$2,128,000
	FUND SOURCE	MATCH	FY21	FY22	FY23	FY24
		\$0	\$0	\$0	\$0	\$0

MPO	Hampton Roads					
UPC NO	103005	SCOPE	Reconstruction w/ Added Capacity			
SYSTEM	Urban	JURISDICTION	Virginia Beach		OVERSIGHT	
PROJECT	Centerville Turnpike Widening Phase 2				ADMIN BY	Locally
DESCRIPTION	FROM: Kempsville Road TO: Indian River Road (1.8300 MI)					
ROUTE/STREET	CENTERVILLE TURNPIKE (0000)				TOTAL COST	\$42,907,026
	FUND SOURCE	MATCH	FY21	FY22	FY23	FY24
CN	Federal - HIP/F	\$0	\$1,380,901	\$0	\$0	\$0
	Federal - RSTP	\$306,274	\$1,225,094	\$0	\$0	\$0
	Other	\$10,000,000	\$10,000,000	\$0	\$0	\$0
CN TOTAL		\$10,306,274	\$12,605,995	\$0	\$0	\$0
CN AC	Federal - AC OTHER	\$0	\$6,035,781	\$0	\$0	\$0

MPO	Hampton Roads					
UPC NO	109381	SCOPE	Reconstruction w/ Added Capacity			
SYSTEM	Urban	JURISDICTION	Virginia Beach	OVERSIGHT	NFO	
PROJECT	#HB2.FY17 Centerville Turnpike - Phase III			ADMIN BY	Locally	
DESCRIPTION	FROM: Chesapeake City Line TO: Kempsville Road (L)					
PROGRAM NOTE	All funds obligated based on current allocations/estimate					
ROUTE/STREET	CENTERVILLE TURNPIKE (U000)			TOTAL COST	\$38,046,825	
	FUND SOURCE	MATCH	FY21	FY22	FY23	FY24
		\$0	\$0	\$0	\$0	\$0

MPO	Hampton Roads					
UPC NO	97768	SCOPE	Safety			
SYSTEM	Urban	JURISDICTION	Virginia Beach	OVERSIGHT	NFO	
PROJECT	Citywide Signal Retiming - Phase 3			ADMIN BY	Locally	
DESCRIPTION						
ROUTE/STREET	CITYWIDE (U000)			TOTAL COST	\$2,254,845	
	FUND SOURCE	MATCH	FY21	FY22	FY23	FY24
PE	Federal - CMAQ	(\$1,834)	(\$7,334)	\$0	\$0	\$0

MPO	Hampton Roads					
UPC NO	110803	SCOPE	Reconstruction w/ Added Capacity			
SYSTEM	Urban	JURISDICTION	Virginia Beach	OVERSIGHT	NFO	
PROJECT	#SMART18 - Cleveland Street Phase IV			ADMIN BY	Locally	
DESCRIPTION	FROM: Witchduck Road TO: Independence Boulevard (1.2000 MI)					
ROUTE/STREET	CLEVELAND STREET (U000)			TOTAL COST	\$24,347,000	
	FUND SOURCE	MATCH	FY21	FY22	FY23	FY24
RW	Federal - AC CONVERSION	\$0	\$0	\$4,024,060	\$3,167,940	\$0
	Federal - STP/STBG	\$0	\$1,541,000	\$0	\$0	\$0
RW TOTAL		\$0	\$1,541,000	\$4,024,060	\$3,167,940	\$0
RW AC	Federal - AC	\$0	\$7,192,000	\$0	\$0	\$0
CN	Federal - STP/STBG	\$0	\$0	\$0	\$193,897	\$0
CN AC	Federal - AC OTHER	\$0	\$0	\$0	\$13,200,103	\$0

MPO	Hampton Roads					
UPC NO	110802	SCOPE	Reconstruction w/ Added Capacity			
SYSTEM	Urban	JURISDICTION	Virginia Beach	OVERSIGHT	NFO	
PROJECT	Dam Neck Road/Holland Road Intersection Improvements			ADMIN BY	Locally	
DESCRIPTION	FROM: Dam Neck TO: Holland Road					
ROUTE/STREET	DAM NECK ROAD (U000)			TOTAL COST	\$2,190,000	
	FUND SOURCE	MATCH	FY21	FY22	FY23	FY24
PE	Federal - CMAQ	\$36,000	\$0	\$144,000	\$0	\$0
RW	Federal - CMAQ	\$50,000	\$0	\$0	\$0	\$200,000

MPO	Hampton Roads					
UPC NO	15828	SCOPE	New Construction Roadway			
SYSTEM	Urban	JURISDICTION	Virginia Beach	OVERSIGHT	NFO	
PROJECT	Elbow Road Phase 2B			ADMIN BY	Locally	
DESCRIPTION	FROM: Margaret Drive/Meadow Crest Way TO: Chesapeake City Line (1.2000 MI)					
PROGRAM NOTE	All funds obligated based on current allocations/estimate					
ROUTE/STREET	ELBOW ROAD (U000)			TOTAL COST	\$43,824,000	
	FUND SOURCE	MATCH	FY21	FY22	FY23	FY24
		\$0	\$0	\$0	\$0	\$0

MPO	Hampton Roads					
UPC NO	112317	SCOPE	New Construction Roadway			
SYSTEM	Urban	JURISDICTION	Virginia Beach	OVERSIGHT	NFO	
PROJECT	Elbow Road Phase 2C			ADMIN BY	Locally	
DESCRIPTION	FROM: Chesapeake City Line @ Stumpy Lake TO: Salem Road (..)					
ROUTE/STREET	ELBOW ROAD (U000)			TOTAL COST	\$24,834,137	
	FUND SOURCE	MATCH	FY21	FY22	FY23	FY24
CN	Federal - RSTP	\$4,866,827	\$0	\$19,467,309	\$0	\$0

MPO	Hampton Roads					
UPC NO	112318	SCOPE	New Construction Roadway			
SYSTEM	Urban	JURISDICTION	Virginia Beach	OVERSIGHT	NFO	
PROJECT	Elbow Road Phase 2D			ADMIN BY	Locally	
DESCRIPTION	FROM: Salem Road TO: Amphitheatre West Parking Area (..)					
ROUTE/STREET	ELBOW ROAD (U000)			TOTAL COST	\$27,273,632	
	FUND SOURCE	MATCH	FY21	FY22	FY23	FY24
PE	Federal - RSTP	\$100,000	\$0	\$400,000	\$0	\$0
RW	Federal - RSTP	\$900,000	\$0	\$0	\$0	\$3,600,000

MPO	Hampton Roads					
UPC NO	15827	SCOPE	Reconstruction w/ Added Capacity			
SYSTEM	Urban	JURISDICTION	Virginia Beach	OVERSIGHT	NFO	
PROJECT	HOLLAND ROAD - UPGRADE TO 4 LANES			ADMIN BY	VDOT	
DESCRIPTION	FROM: 0.207 MILE NORTH OF DAM NECK ROAD TO: 0.152 MILE SOUTH OF NIMMO PARKWAY (2.7200 MI)					
PROGRAM NOTE	All funds obligated based on current allocations/estimate					
ROUTE/STREET	HOLLAND ROAD (U000)			TOTAL COST	\$68,272,339	
	FUND SOURCE	MATCH	FY21	FY22	FY23	FY24
		\$0	\$0	\$0	\$0	\$0

MPO	Hampton Roads					
UPC NO	84366	SCOPE	Reconstruction w/o Added Capacity			
SYSTEM	Urban	JURISDICTION	Virginia Beach		OVERSIGHT	NFO
PROJECT	Intersection Improvements - Indian River Rd & Kempsville Rd				ADMIN BY	Locally
DESCRIPTION	FROM: Indian River Rd and Kempsville Rd Intersection Improvements TO: Indian River Rd and Kempsville Rd Intersection Improvements					
PROGRAM NOTE	All funds obligated based on current allocations/estimate					
ROUTE/STREET	INDIAN RIVER RD (U000)				TOTAL COST	\$23,113,848
	FUND SOURCE	MATCH	FY21	FY22	FY23	FY24
			\$0	\$0	\$0	\$0

MPO	Hampton Roads					
UPC NO	15829	SCOPE	Reconstruction w/ Added Capacity			
SYSTEM	Urban	JURISDICTION	Virginia Beach		OVERSIGHT	NFO
PROJECT	#HB2.FY17 INDIAN RIVER ROAD Ph 7A				ADMIN BY	Locally
DESCRIPTION	FROM: LYNNHAVEN PARKWAY TO: ELBOW ROAD (2.2000 KM)					
PROGRAM NOTE	Includes \$2,419,507 GARVEE Debt Service Principal Prev, \$705,345 GARVEE Debt Service Principal FFY21, \$741,164 GARVEE Debt Service Principal FFY22, \$1,027,688 GARVEE Debt Service Principal FFY23, \$1,076,980 Garvee Debt Service Principal FFY24. Total GARVEE Debt Service Principal \$17,474,610. Corresponding Debt Service UPC 110386.					
ROUTE/STREET	INDIAN RIVER ROAD (U000)				TOTAL COST	\$54,465,000
	FUND SOURCE	MATCH	FY21	FY22	FY23	FY24
PE	Federal - STP/STBG	\$7,445	\$29,778	\$0	\$0	\$0
PE AC	Federal - AC OTHER	\$0	\$1,297,874	\$0	\$0	\$0
RW	Federal - AC CONVERSION	\$0	\$0	\$741,164	\$1,027,688	\$1,076,980
	Federal - STP/STBG	\$0	\$705,345	\$0	\$0	\$0
RW TOTAL		\$0	\$705,345	\$741,164	\$1,027,688	\$1,076,980
RW AC	Federal - AC	\$0	\$6,925,160	\$0	\$0	\$0
CN AC	Federal - AC	\$0	\$5,765,267	\$0	\$0	\$0
	Federal - AC OTHER	\$0	\$30,978,033	\$0	\$0	\$0
CN AC		\$0	\$36,743,300	\$0	\$0	\$0

MPO	Hampton Roads					
UPC NO	108959	SCOPE	Traffic Management/Engineering			
SYSTEM	Urban	JURISDICTION	Virginia Beach		OVERSIGHT	NFO
PROJECT	Traffic Adaptive Corridor Implementation				ADMIN BY	Locally
DESCRIPTION	FROM: Military Highway TO: Indian Lakes Boulevard (1.0000 MI)					
ROUTE/STREET	INDIAN RIVER ROAD (0407)				TOTAL COST	\$390,000
	FUND SOURCE	MATCH	FY21	FY22	FY23	FY24
PE	Federal - CMAQ	\$9,000	\$36,000	\$0	\$0	\$0
CN	Federal - CMAQ	\$69,000	\$0	\$0	\$0	\$276,000

MPO	Hampton Roads					
UPC NO	110804	SCOPE	Reconstruction w/ Added Capacity			
SYSTEM	Urban	JURISDICTION	Virginia Beach	OVERSIGHT	NFO	
PROJECT	#SMART18 - Indian River Road Phase 7B			ADMIN BY	Locally	
DESCRIPTION	FROM: Lynnhanven Parkway TO: Elbow Road (2.2000 MI)					
ROUTE/STREET	INDIAN RIVER ROAD (U000)			TOTAL COST	\$11,430,000	
	FUND SOURCE	MATCH	FY21	FY22	FY23	FY24
RW AC	Federal - AC OTHER	\$0	\$0	\$710,000	\$0	\$0
CN AC	Federal - AC OTHER	\$0	\$0	\$0	\$9,860,000	\$0

MPO	Hampton Roads					
UPC NO	12546	SCOPE	Reconstruction w/ Added Capacity			
SYSTEM	Urban	JURISDICTION	Virginia Beach	OVERSIGHT	NFO	
PROJECT	#HB2.FY17 RTE 58 - WIDEN TO 6-LANE DIVIDED FACILITY			ADMIN BY	VDOT	
DESCRIPTION	FROM: 0.28 Miles WEST OF FIRST COLONIAL ROAD TO: 0.32 Miles EAST OF BIRDNECK ROAD (2.1000 MI)					
PROGRAM NOTE	All funds obligated based on current allocations/estimate					
ROUTE/STREET	LASKIN ROAD (0058)			TOTAL COST	\$86,060,641	
	FUND SOURCE	MATCH	FY21	FY22	FY23	FY24
		\$0	\$0	\$0	\$0	\$0

MPO	Hampton Roads					
UPC NO	14601	SCOPE	Reconstruction w/ Added Capacity			
SYSTEM	Urban	JURISDICTION	Virginia Beach	OVERSIGHT	NFO	
PROJECT	RTE 58 - WIDEN TO 6 LANES PHASE II			ADMIN BY	Locally	
DESCRIPTION	FROM: 0.32 MILES EAST OF BIRDNECK ROAD TO: 0.247 MILES WEST OF PACIFIC AVENUE (0.4200 MI)					
ROUTE/STREET	LASKIN ROAD (0058)			TOTAL COST	\$301,083	
	FUND SOURCE	MATCH	FY21	FY22	FY23	FY24
		\$0	\$0	\$0	\$0	\$0

MPO	Hampton Roads					
UPC NO	111711	SCOPE	Reconstruction w/ Added Capacity			
SYSTEM	Urban	JURISDICTION	Virginia Beach	OVERSIGHT	NFO	
PROJECT	#SMART18 - Laskin Road Phase 1-A			ADMIN BY	VDOT	
DESCRIPTION	FROM: Republic Road TO: Fremac Drive (1.0000 MI)					
ROUTE/STREET	LASKIN ROAD (0058)			TOTAL COST	\$55,779,367	
	FUND SOURCE	MATCH	FY21	FY22	FY23	FY24
RW	Federal - NHS/NHPP	\$0	\$4,992,976	\$0	\$0	\$0
CN	Federal - AC CONVERSION	\$0	\$8,406,407	\$4,715,971	\$0	\$0

MPO	Hampton Roads					
UPC NO	115371	SCOPE	Traffic Management/Engineering			
SYSTEM	Urban	JURISDICTION	Virginia Beach	OVERSIGHT	NFO	
PROJECT	N. Great Neck/London Bridge & Virginia Beach Blvd Int Improv			ADMIN BY	Locally	
DESCRIPTION	FROM: London Bridge Rd TO: Virginia Beach Blvd					
ROUTE/STREET	N. GREAT NECK RD. (0058)			TOTAL COST	\$2,157,100	
	FUND SOURCE	MATCH	FY21	FY22	FY23	FY24
PE	Federal - CMAQ	\$58,579	\$0	\$0	\$0	\$234,317

MPO	Hampton Roads					
UPC NO	108966	SCOPE	Traffic Management/Engineering			
SYSTEM	Urban	JURISDICTION	Virginia Beach	OVERSIGHT	NFO	
PROJECT	Rosemont Rd/South Plaza Trail Intersection Improvements			ADMIN BY	Locally	
DESCRIPTION	FROM: Rosemont Road TO: S. Plaza Trail					
ROUTE/STREET	ROSEMONT ROAD (0411)			TOTAL COST	\$363,000	
	FUND SOURCE	MATCH	FY21	FY22	FY23	FY24
PE	Federal - CMAQ	\$10,200	\$0	\$40,800	\$0	\$0
RW	Federal - CMAQ	\$2,600	\$0	\$0	\$10,400	\$0
CN	Federal - CMAQ	\$59,800	\$0	\$0	\$0	\$239,200

MPO	Hampton Roads					
UPC NO	108956	SCOPE	Traffic Management/Engineering			
SYSTEM	Urban	JURISDICTION	Virginia Beach	OVERSIGHT	NFO	
PROJECT	Independence Blvd/Edwin Drive Intersection Improvements			ADMIN BY	Locally	
DESCRIPTION	FROM: Independence Blvd TO: Edwin Drive					
ROUTE/STREET	S. INDEPENDENCE BLVD (0225)			TOTAL COST	\$647,000	
	FUND SOURCE	MATCH	FY21	FY22	FY23	FY24
PE	Federal - CMAQ	\$13,600	\$0	\$54,400	\$0	\$0
RW	Federal - CMAQ	\$4,400	\$0	\$0	\$17,600	\$0
CN	Federal - CMAQ	\$111,400	\$0	\$0	\$0	\$445,600

MPO	Hampton Roads					
UPC NO	108955	SCOPE	Traffic Management/Engineering			
SYSTEM	Urban	JURISDICTION	Virginia Beach	OVERSIGHT	NFO	
PROJECT	Corridor Retiming - Kempsville Rd & Newtown Area			ADMIN BY	Locally	
DESCRIPTION	FROM: Kempsville Road TO: Newtown Road					
ROUTE/STREET	U000			TOTAL COST	\$521,180	
	FUND SOURCE	MATCH	FY21	FY22	FY23	FY24
PE	Federal - CMAQ	\$1,000	\$0	\$4,000	\$0	\$0
CN	Federal - CMAQ	\$103,236	\$0	\$0	\$0	\$412,944

MPO	Hampton Roads					
UPC NO	110386	SCOPE				
SYSTEM	Urban	JURISDICTION	Virginia Beach	OVERSIGHT	NFO	
PROJECT	#HB2.FY17 INDIAN RIVER RD Ph 7A GARVEE DEBT SERVICE			ADMIN BY	VDOT	
DESCRIPTION						
PROGRAM NOTE	Includes \$2,198,497 GARVEE Debt Service Interest Prev, \$494,047 FFY21, \$458,337 FFY22 GARVEE Debt Service Interest, \$609,466 GARVEE Debt Service Interest FFY23, \$568,871 GARVEE Debt Service Interest FFY24, \$2,697,403 GARVEE Debt Service Interest FFY25-37. Total GARVEE Debt Service \$7,026,621. Corresponding CN UPC 110386.					
ROUTE/STREET	U000			TOTAL COST	\$7,026,621	
	FUND SOURCE	MATCH	FY21	FY22	FY23	FY24
PE	Federal - AC CONVERSION	\$0	\$0	\$458,337	\$609,466	\$568,871
	Federal - STP/STBG	\$0	\$494,047	\$0	\$0	\$0
PE TOTAL		\$0	\$494,047	\$458,337	\$609,466	\$568,871
PE AC	Federal - AC	\$0	\$4,334,077	\$0	\$0	\$0

MPO	Hampton Roads					
UPC NO	107064	SCOPE	Facilities for Pedestrians and Bicycles			
SYSTEM	Urban	JURISDICTION	Virginia Beach	OVERSIGHT	NFO	
PROJECT	Bus Stop Infrastructure and Accessibility Improvements			ADMIN BY	Locally	
DESCRIPTION	FROM: Various TO: Various					
ROUTE/STREET	VARIOUS (U000)			TOTAL COST	\$398,969	
	FUND SOURCE	MATCH	FY21	FY22	FY23	FY24
PE	Federal - RSTP	\$16,400	\$65,600	\$0	\$0	\$0
CN	Federal - RSTP	\$63,394	\$0	\$0	\$253,575	\$0

MPO	Hampton Roads					
UPC NO	113818	SCOPE	Traffic Management/Engineering			
SYSTEM	Urban	JURISDICTION	Virginia Beach	OVERSIGHT	NFO	
PROJECT	Regional EVP (Opticom) Project - Virginia Beach			ADMIN BY	Locally	
DESCRIPTION	FROM: Various TO: Various					
ROUTE/STREET	VARIOUS INTERSECTIONS (9999)			TOTAL COST	\$204,000	
	FUND SOURCE	MATCH	FY21	FY22	FY23	FY24
CN	Federal - CMAQ	\$38,800	\$155,200	\$0	\$0	\$0

MPO	Hampton Roads					
UPC NO	91334	SCOPE	Environmental Only			
SYSTEM	Urban	JURISDICTION	Virginia Beach	OVERSIGHT	NFO	
PROJECT	Design and Build the Nimmo Pkwy Wetland Mitigation Site			ADMIN BY	VDOT	
DESCRIPTION	FROM: East Bank of West Neck Creek TO: West Neck Road					
ROUTE/STREET	WEST NECK ROAD (0000)			TOTAL COST	\$1,587,217	
	FUND SOURCE	MATCH	FY21	FY22	FY23	FY24
CN AC	Federal - AC OTHER	\$0	\$2	\$0	\$0	\$0

MPO	Hampton Roads					
UPC NO	55202	SCOPE	Reconstruction w/ Added Capacity			
SYSTEM	Urban	JURISDICTION	Virginia Beach	OVERSIGHT	NFO	
PROJECT	WITCH DUCK ROAD - 6 LANES			ADMIN BY	Locally	
DESCRIPTION	FROM: I-264 TO: VIRGINIA BEACH BLVD (0.7000 MI)					
ROUTE/STREET	WITCH DUCK ROAD (U000)			TOTAL COST	\$57,694,158	
	FUND SOURCE	MATCH	FY21	FY22	FY23	FY24
RW	Other	\$2,911,606	\$2,911,606	\$0	\$0	\$0
RW AC	Federal - AC OTHER	\$0	\$20,316,789	\$0	\$0	\$0
CN AC	Federal - AC OTHER	\$0	\$26,052,278	\$0	\$0	\$0

MPO	Hampton Roads					
UPC NO	T19468	SCOPE	Transit			
SYSTEM	Urban	JURISDICTION	Williamsburg	OVERSIGHT	NFO	
PROJECT	Williamsburg Area Transit Authority Expansion of Bus Shelter			ADMIN BY	DRPT	
DESCRIPTION	FROM: Various TO: Various					
ROUTE/STREET	0000			TOTAL COST	\$234,000	
	FUND SOURCE	MATCH	FY21	FY22	FY23	FY24
PE	Federal - CMAQ	\$14,400	\$0	\$0	\$57,600	\$0
RW	Federal - CMAQ	\$3,600	\$0	\$0	\$0	\$14,400

MPO	Hampton Roads					
UPC NO	111018	SCOPE	Reconstruction w/ Added Capacity			
SYSTEM	Urban	JURISDICTION	Williamsburg	OVERSIGHT	NFO	
PROJECT	#SMART18 - IRONBOUND ROAD IMPROVEMENTS - PHASE 2			ADMIN BY	Locally	
DESCRIPTION	FROM: Middle Street TO: Treyburn Drive (0.5000 MI)					
ROUTE/STREET	IRONBOUND RD (UR-7081) (7081)			TOTAL COST	\$1,922,700	
	FUND SOURCE	MATCH	FY21	FY22	FY23	FY24
PE AC	Federal - AC OTHER	\$0	\$0	\$310,000	\$0	\$0
RW AC	Federal - AC OTHER	\$0	\$0	\$0	\$0	\$469,000

MPO	Hampton Roads					
UPC NO	111020	SCOPE	Reconstruction w/ Added Capacity			
SYSTEM	Urban	JURISDICTION	Williamsburg	OVERSIGHT	NFO	
PROJECT	#SMART18 - IRONBOUND ROAD IMPROVEMENTS - PHASE 3			ADMIN BY	Locally	
DESCRIPTION	FROM: Treyburn Drive TO: DePue Drive (1.0000 MI)					
ROUTE/STREET	IRONBOUND RD (UR-7081) (7081)			TOTAL COST	\$3,312,400	
	FUND SOURCE	MATCH	FY21	FY22	FY23	FY24
PE AC	Federal - AC OTHER	\$0	\$0	\$451,000	\$0	\$0
RW AC	Federal - AC OTHER	\$0	\$0	\$0	\$0	\$1,117,100

Hampton Roads District Enhancement Projects

MPO	Hampton Roads					
UPC NO	106449	SCOPE	Facilities for Pedestrians and Bicycles			
SYSTEM	Enhancement	JURISDICTION	Chesapeake		OVERSIGHT	NFO
PROJECT	Great Bridge Battlefield & Waterway Visitor Center, Phase 2				ADMIN BY	Locally
DESCRIPTION						
ROUTE/STREET	EN02				TOTAL COST	\$3,754,468
	FUND SOURCE	MATCH	FY21	FY22	FY23	FY24
CN	Federal - TAP/F	\$132,383	\$529,532	\$0	\$0	\$0
CN AC	Federal - AC OTHER	\$0	\$1,302,496	\$0	\$0	\$0

MPO	Hampton Roads					
UPC NO	91219	SCOPE	Facilities for Pedestrians and Bicycles			
SYSTEM	Enhancement	JURISDICTION	Isle of Wight County		OVERSIGHT	NFO
PROJECT	Construction of a pedestrian/bicycle trail				ADMIN BY	Locally
DESCRIPTION	FROM: Cypress Creek Bridge TO: Battery Park Rd. (0.9000 MI)					
ROUTE/STREET	S. CHURCH STREET (EN08)				TOTAL COST	\$850,000
	FUND SOURCE	MATCH	FY21	FY22	FY23	FY24
PE	Federal - TAP/F	\$8,250	\$33,000	\$0	\$0	\$0

MPO	Hampton Roads					
UPC NO	101793	SCOPE	Facilities for Pedestrians and Bicycles			
SYSTEM	Enhancement	JURISDICTION	Isle of Wight County		OVERSIGHT	NFO
PROJECT	Construction of a pedestrian/bicycle trail - Segment 1				ADMIN BY	Locally
DESCRIPTION	FROM: South Church Street TO: Nike Park Road (1.3000 MI)					
ROUTE/STREET	BATTERY PARK RD. (EN08)				TOTAL COST	\$1,562,339
	FUND SOURCE	MATCH	FY21	FY22	FY23	FY24
CN	Federal - TAP/F	\$11,516	\$46,063	\$0	\$0	\$0

MPO	Hampton Roads					
UPC NO	101794	SCOPE	Facilities for Pedestrians and Bicycles			
SYSTEM	Enhancement	JURISDICTION	Isle of Wight County		OVERSIGHT	NFO
PROJECT	Construction of a pedestrian/bicycle trail				ADMIN BY	Locally
DESCRIPTION	FROM: Battery Park Road TO: Nike District Park (1.8000 MI)					
ROUTE/STREET	NIKE PARK ROAD (EN08)				TOTAL COST	\$5,775,843
	FUND SOURCE	MATCH	FY21	FY22	FY23	FY24
CN	Federal - TAP/F	\$107,142	\$428,568	\$0	\$0	\$0
	Other	\$1,923,565	\$1,923,565	\$0	\$0	\$0
CN TOTAL		\$2,030,707	\$2,352,133	\$0	\$0	\$0

MPO	Hampton Roads					
UPC NO	107665	SCOPE	Safety			
SYSTEM	Enhancement	JURISDICTION	Multi-jurisdictional: Hampton Roads MPO		OVERSIGHT	NFO
PROJECT	Bus Stop Infrastructure and Accessibility Improvements - HRT				ADMIN BY	Locally
DESCRIPTION						
PROGRAM NOTE	All funding obligated based on current allocations/estimate.					
ROUTE/STREET	EN15				TOTAL COST	\$350,000
	FUND SOURCE	MATCH	FY21	FY22	FY23	FY24
		\$0	\$0	\$0	\$0	\$0

Hampton Roads District Miscellaneous Projects

MPO	Hampton Roads					
UPC NO	97826	SCOPE	Safety			
SYSTEM	Miscellaneous	JURISDICTION	Hampton		OVERSIGHT	NFO
PROJECT	BRAC - Fort Monroe Turn Lane Improvements				ADMIN BY	VDOT
DESCRIPTION						
PROGRAM NOTE	All funds obligated based on current allocations/estimate. Linked with UPC 81738, 96257, 96236, 96258, 96261, 97826, 96259, 95718, 96261,					
ROUTE/STREET	0000				TOTAL COST	\$100,000
	FUND SOURCE	MATCH	FY21	FY22	FY23	FY24
		\$0	\$0	\$0	\$0	\$0

MPO	Hampton Roads					
UPC NO	103928	SCOPE	Environmental Only			
SYSTEM	Miscellaneous	JURISDICTION	Hampton Roads District-wide		OVERSIGHT	NFO
PROJECT	Green Operator Truck Replacement				ADMIN BY	Locally
DESCRIPTION	FROM: N/A TO: N/A					
ROUTE/STREET	N/A (0000)				TOTAL COST	\$5,042,249
	FUND SOURCE	MATCH	FY21	FY22	FY23	FY24
PE	Federal - CMAQ	\$24,122	\$96,488	\$0	\$0	\$0
PE AC	Federal - AC OTHER	\$0	\$2,000,000	\$0	\$0	\$0

MPO	Hampton Roads					
UPC NO	105492	SCOPE	Other			
SYSTEM	Miscellaneous	JURISDICTION	Hampton Roads District-wide		OVERSIGHT	NFO
PROJECT	Regional Transportation Operations Strategic Plan				ADMIN BY	Other
DESCRIPTION	FROM: Various Locations TO: Various Locations					
PROGRAM NOTE	All funding obligated based on current allocations/estimate.					
ROUTE/STREET	0000				TOTAL COST	\$400,000
	FUND SOURCE	MATCH	FY21	FY22	FY23	FY24
		\$0	\$0	\$0	\$0	\$0

MPO	Hampton Roads					
UPC NO	109409	SCOPE	Preliminary Engineering			
SYSTEM	Miscellaneous	JURISDICTION	Hampton Roads District-wide		OVERSIGHT	NFO
PROJECT	Port of Virginia - ITS Masterplan for Hampton Roads				ADMIN BY	Locally
DESCRIPTION	FROM: Various Port Facilities TO: Various Port Facilities					
ROUTE/STREET	4 PORT FACILITIES (0000)				TOTAL COST	\$150,000
	FUND SOURCE	MATCH	FY21	FY22	FY23	FY24
PE	Federal - RSTP	\$30,000	\$0	\$120,000	\$0	\$0

MPO	Hampton Roads					
UPC NO	103004	SCOPE	Traffic Management/Engineering			
SYSTEM	Miscellaneous	JURISDICTION	Multi-jurisdictional: Hampton Roads MPO		OVERSIGHT	NFO
PROJECT	Regional Traffic Signal Upgrades				ADMIN BY	Locally
DESCRIPTION	FROM: Various TO: Various					
ROUTE/STREET	VARIOUS (0000)				TOTAL COST	\$133,000
	FUND SOURCE	MATCH	FY21	FY22	FY23	FY24
PE	Federal - RSTP	\$26,600	\$106,400	\$0	\$0	\$0

MPO	Hampton Roads					
UPC NO	T11932	SCOPE	Transit			
SYSTEM	Miscellaneous	JURISDICTION	James City County		OVERSIGHT	NFO
PROJECT	WATA Facility Construction				ADMIN BY	DRPT
DESCRIPTION	FROM: Parcel Fronting 7239 Pocohontas Trail TO: NA					
PROGRAM NOTE	All funds obligated based on current allocations/estimate					
ROUTE/STREET	POCAHONTAS TRAIL (0060)				TOTAL COST	\$9,000,000
	FUND SOURCE	MATCH	FY21	FY22	FY23	FY24
		\$0	\$0	\$0	\$0	\$0

MPO	Hampton Roads					
UPC NO	112053	SCOPE	Other			
SYSTEM	Miscellaneous	JURISDICTION	Multi-jurisdictional: Hampton Roads MPO		OVERSIGHT	NFO
PROJECT	VPA - Expanded Marine Highway Barge Service				ADMIN BY	Other
DESCRIPTION	FROM: N/A TO: N/A					
ROUTE/STREET	N/A (9999)				TOTAL COST	\$4,543,620
	FUND SOURCE	MATCH	FY21	FY22	FY23	FY24
PE	Federal - CMAQ	\$100,000	\$400,000	\$0	\$0	\$0
PE AC	Federal - AC OTHER	\$0	\$43,620	\$0	\$0	\$0

MPO	Multiple MPOs					
UPC NO	T20741	SCOPE				
SYSTEM	Miscellaneous	JURISDICTION	Statewide		OVERSIGHT	NFO
PROJECT	VEHICLE FUEL CONVERSION PROGRAM MARKETING				ADMIN BY	Other
DESCRIPTION						
PROGRAM NOTE	Statewide project for conversion of state and local government fleet vehicles to clean fuel; applies to Northern Virginia, Hampton Roads, Fredericksburg, Richmond, and Tri-Cities MPO areas.					
ROUTE/STREET	9999				TOTAL COST	\$360,000
	FUND SOURCE	MATCH	FY21	FY22	FY23	FY24
CN	Federal - CMAQ	\$72,000	\$288,000	\$0	\$0	\$0

MPO	Multiple MPOs					
UPC NO	T11802	SCOPE	Other			
SYSTEM	Miscellaneous	JURISDICTION	Statewide		OVERSIGHT	FO
PROJECT	Vehicle Fuel Conversion Program				ADMIN BY	Other
DESCRIPTION	FROM: 1 TO: 1					
PROGRAM NOTE	Statewide project for conversion of state and local government fleet vehicles to clean fuel; applies to Northern Virginia, Hampton Roads, Fredericksburg, Richmond, and Tri-Cities MPO areas. All funding obligated based on current allocations/estimate.					
ROUTE/STREET	9999				TOTAL COST	\$8,640,000
	FUND SOURCE	MATCH	FY21	FY22	FY23	FY24
		\$0	\$0	\$0	\$0	\$0

MPO	Hampton Roads					
UPC NO	113826	SCOPE	Traffic Management/Engineering			
SYSTEM	Miscellaneous	JURISDICTION	Suffolk		OVERSIGHT	NFO
PROJECT	City of Suffolk Emergency Vehicle Preemption Deployment				ADMIN BY	Locally
DESCRIPTION	FROM: Various TO: Various					
ROUTE/STREET	VARIOUS (9999)				TOTAL COST	\$192,209
	FUND SOURCE	MATCH	FY21	FY22	FY23	FY24
PE	Federal - CMAQ	\$1,538	\$6,150	\$0	\$0	\$0
CN	Federal - CMAQ	\$34,904	\$139,617	\$0	\$0	\$0

MPO	Hampton Roads					
UPC NO	115871	SCOPE	Transit			
SYSTEM	Miscellaneous	JURISDICTION	Multi-jurisdictional: Hampton Roads MPO		OVERSIGHT	NFO
PROJECT	#SMART20 Newport News Shipyard - Gloucester MAX Service				ADMIN BY	DRPT
DESCRIPTION	FROM: Guinea Road Park and Ride TO: Newport News shipyard					
ROUTE/STREET	U000				TOTAL COST	\$1,200,000
	FUND SOURCE	MATCH	FY21	FY22	FY23	FY24
CN	Federal - STP/STBG	\$0	\$0	\$0	\$0	\$600,000
CN AC	Federal - AC OTHER	\$0	\$0	\$0	\$0	\$600,000

Hampton Roads District Public Transportation Projects

MPO	Hampton Roads					
UPC NO	T11780	SCOPE				
SYSTEM	Public Transportation	JURISDICTION	Hampton Roads District-wide	OVERSIGHT	NFO	
PROJECT	Hybrid Bus Purchase			ADMIN BY	DRPT	
DESCRIPTION	FROM: N/A TO: N/A					
ROUTE/STREET	N/A (0000)			TOTAL COST	\$6,480,000	
	FUND SOURCE	MATCH	FY21	FY22	FY23	FY24
PE	Federal - CMAQ	\$654,347	\$2,617,386	\$0	\$0	\$0

MPO	Hampton Roads					
UPC NO	T11779	SCOPE	Transit			
SYSTEM	Public Transportation	JURISDICTION	Hampton Roads District-wide	OVERSIGHT	NFO	
PROJECT	CNG Bus Purchase			ADMIN BY	DRPT - Admin Flexed	
DESCRIPTION	FROM: N/A TO: N/A					
ROUTE/STREET	N/A (0000)			TOTAL COST	\$3,073,000	
	FUND SOURCE	MATCH	FY21	FY22	FY23	FY24
PE	Federal - CMAQ	\$614,600	\$2,458,400	\$0	\$0	\$0

MPO	Hampton Roads					
UPC NO	T11777	SCOPE	Transit			
SYSTEM	Public Transportation	JURISDICTION	Hampton Roads District-wide	OVERSIGHT	NFO	
PROJECT	Purchase 29 Buses -29' Length each			ADMIN BY	DRPT - Admin Flexed	
DESCRIPTION	FROM: Various TO: Various					
PROGRAM NOTE	All funds obligated based on current allocations/estimate					
ROUTE/STREET	VARIOUS (0000)			TOTAL COST	\$10,875,000	
	FUND SOURCE	MATCH	FY21	FY22	FY23	FY24
		\$0	\$0	\$0	\$0	\$0

MPO	Hampton Roads					
UPC NO	T9093	SCOPE	Transit			
SYSTEM	Public Transportation	JURISDICTION	HRT - DRPT	OVERSIGHT	FO	
PROJECT	Regional Fixed Guideway Studies & ROW			ADMIN BY	Locally	
DESCRIPTION						
ROUTE/STREET	0000			TOTAL COST	\$30,913,307	
	FUND SOURCE	MATCH	FY21	FY22	FY23	FY24
PE	Federal - RSTP	\$1,600,000	\$0	\$1,599,999	\$4,800,000	\$0

MPO	Hampton Roads					
UPC NO	103974	SCOPE	Ferry boats			
SYSTEM	Public Transportation	JURISDICTION	Multi-jurisdictional: Hampton Roads MPO		OVERSIGHT	NFO
PROJECT	Purchase Replacement Ferry				ADMIN BY	DRPT
DESCRIPTION	FROM: Various TO: Various					
PROGRAM NOTE	All funds obligated based on current allocations/estimate					
ROUTE/STREET	VARIOUS (0000)				TOTAL COST	\$4,247,000
	FUND SOURCE	MATCH	FY21	FY22	FY23	FY24
		\$0	\$0	\$0	\$0	\$0

MPO	Hampton Roads					
UPC NO	102734	SCOPE	Transit			
SYSTEM	Public Transportation	JURISDICTION	Newport News		OVERSIGHT	FO
PROJECT	Amtrak Station Relocation - Amtrak Multimodal Station Reloc				ADMIN BY	Locally
DESCRIPTION						
ROUTE/STREET	0000				TOTAL COST	\$5,361,283
	FUND SOURCE	MATCH	FY21	FY22	FY23	FY24
PE	Federal - RSTP	\$125,148	\$500,590	\$0	\$0	\$0

MPO	Hampton Roads					
UPC NO	109075	SCOPE	Transit			
SYSTEM	Public Transportation	JURISDICTION	Newport News		OVERSIGHT	NFO
PROJECT	Amtrak Multimodal Station - Site Grading and Drainage				ADMIN BY	Locally
DESCRIPTION	FROM: SW of Intersection of CSX RR and TO: Bland Boulevard					
PROGRAM NOTE	All funds obligated based on current allocations/estimat					
ROUTE/STREET	0000				TOTAL COST	\$8,142,550
	FUND SOURCE	MATCH	FY21	FY22	FY23	FY24
		\$0	\$0	\$0	\$0	\$0

MPO	Hampton Roads					
UPC NO	109076	SCOPE	Transit			
SYSTEM	Public Transportation	JURISDICTION	Newport News		OVERSIGHT	NFO
PROJECT	Amtrak Multimodal Station - Station, Platform, Parking Lot				ADMIN BY	Locally
DESCRIPTION	FROM: SW of Intersection of CSX RR and TO: Bland Boulevard					
ROUTE/STREET	0000				TOTAL COST	\$14,632,204
	FUND SOURCE	MATCH	FY21	FY22	FY23	FY24
CN	Federal - CMAQ	\$1,547,220	\$6,188,879	\$0	\$0	\$0
	Federal - RSTP	\$1,036,334	\$4,145,337	\$0	\$0	\$0
CN TOTAL		\$2,583,554	\$10,334,216	\$0	\$0	\$0
CN AC	Federal - AC OTHER	\$0	\$1,714,434	\$0	\$0	\$0

MPO	Hampton Roads					
UPC NO	T17990	SCOPE	Transit			
SYSTEM	Public Transportation	JURISDICTION	Norfolk		OVERSIGHT	NFO
PROJECT	Naval Station Norfolk Transit Extension Study FEIS/PE				ADMIN BY	DRPT - Admin Flexed
DESCRIPTION	FROM: Norfolk Tide LRT TO: Naval Station Norfolk					
ROUTE/STREET	0000				TOTAL COST	\$6,000,000
	FUND SOURCE	MATCH	FY21	FY22	FY23	FY24
PE	Federal - RSTP	\$1,200,000	\$0	\$4,800,000	\$0	\$0

MPO	Hampton Roads					
UPC NO	T14104	SCOPE	Transit			
SYSTEM	Public Transportation	JURISDICTION	HRT - DRPT		OVERSIGHT	NFO
PROJECT	Traffix Program				ADMIN BY	DRPT
DESCRIPTION	FROM: HRT Project- Regional TDM Program: TRAFFIX TO: HRT Project- Regional TDM Program: TRAFFIX					
ROUTE/STREET	9999				TOTAL COST	\$11,892,141
	FUND SOURCE	MATCH	FY21	FY22	FY23	FY24
PE	Federal - AC CONVERSION	\$79,461	\$0	\$317,843	\$0	\$0
	Federal - CMAQ	\$0	\$800,000	\$0	\$0	\$0
PE TOTAL		\$79,461	\$800,000	\$317,843	\$0	\$0
PE AC	Federal - AC	\$79,461	\$317,843	\$0	\$0	\$0

MPO	Hampton Roads					
UPC NO	T16054	SCOPE	Transit			
SYSTEM	Public Transportation	JURISDICTION	Hampton Roads District-wide		OVERSIGHT	NFO
PROJECT	HRT Bus Vehicle Replacement				ADMIN BY	DRPT - Admin Flexed
DESCRIPTION	FROM: Various TO: Various					
ROUTE/STREET	VARIOUS (DRPT)				TOTAL COST	\$10,870,710
	FUND SOURCE	MATCH	FY21	FY22	FY23	FY24
PE	Federal - CMAQ	\$428,041	\$1,712,165	\$0	\$0	\$0
	Federal - RSTP	\$1,831,709	\$7,326,836	\$0	\$0	\$0
PE TOTAL		\$2,259,750	\$9,039,001	\$0	\$0	\$0

MPO	Hampton Roads					
UPC NO	108954	SCOPE	Transit			
SYSTEM	Public Transportation	JURISDICTION	Chesapeake		OVERSIGHT	NFO
PROJECT	Light Rail Extension to Chesapeake				ADMIN BY	DRPT
DESCRIPTION	FROM: Norfolk Light Rail TO: Greenbrier Area					
ROUTE/STREET	U000				TOTAL COST	\$2,000,000
	FUND SOURCE	MATCH	FY21	FY22	FY23	FY24
PE	Federal - RSTP	\$400,000	\$0	\$1,600,000	\$0	\$0

Hampton Roads District Project Groupings

MPO		NonMPO				
GROUPING		Construction : Bridge Rehabilitation/Replacement/Reconstruction				
ROUTE/STREET					TOTAL COST	\$82,606,510
	FUND SOURCE	MATCH	FY21	FY22	FY23	FY24
PE	Federal - NHS/NHPP	(\$25,000)	\$0	\$0	(\$100,000)	\$0
RW	Federal - NHS/NHPP	\$233,764	\$0	\$0	\$935,056	\$0
CN	Federal - NHS/NHPP	\$1,378,974	\$1,030,554	\$0	\$4,485,340	\$0
CN AC	Federal - AC	\$2,138,507	\$6,870,361	\$0	\$1,683,668	\$0

MPO		NonMPO				
GROUPING		Construction : Federal Lands Highway				
ROUTE/STREET					TOTAL COST	\$86,000
	FUND SOURCE	MATCH	FY21	FY22	FY23	FY24
		\$0	\$0	\$0	\$0	\$0

MPO		NonMPO				
GROUPING		Construction : Safety/ITS/Operational Improvements				
ROUTE/STREET					TOTAL COST	\$58,972,984
	FUND SOURCE	MATCH	FY21	FY22	FY23	FY24
PE	Federal - STP/STBG	\$105,099	\$0	\$420,394	\$0	\$0
RW	Federal - AC CONVERSION	\$556,423	\$0	\$0	\$1,859,700	\$365,990
	Federal - STP/STBG	\$116,508	\$0	\$466,030	\$0	\$0
RW TOTAL		\$672,930	\$0	\$466,030	\$1,859,700	\$365,990
RW AC	Federal - AC	\$556,423	\$0	\$2,225,690	\$0	\$0
CN	Federal - AC CONVERSION	\$158,503	\$0	\$0	\$0	\$634,010
	Federal - STP/STBG	\$19,902	\$0	\$79,606	\$0	\$0
CN TOTAL		\$178,404	\$0	\$79,606	\$0	\$634,010
CN AC	Federal - AC	\$1,993,824	\$0	\$2,423,357	\$5,551,938	\$0

MPO		NonMPO				
GROUPING		Construction : Transportation Enhancement/Byway/Non-Traditional				
ROUTE/STREET					TOTAL COST	\$14,099,730
	FUND SOURCE	MATCH	FY21	FY22	FY23	FY24
RW	Federal - AC CONVERSION		\$0	\$0	\$0	\$3,000,000
	Federal - STP/STBG	\$250,000	\$0	\$0	\$1,000,000	\$0
RW TOTAL		\$250,000	\$0	\$0	\$1,000,000	\$3,000,000
RW AC	Federal - AC	\$825,000	\$0	\$0	\$3,300,000	\$0
CN	Federal - TAP/F	\$207,195	\$828,779	\$0	\$0	\$0
CN AC	Federal - AC	\$1,168,157	\$272,629	\$0	\$0	\$4,400,000

MPO	Hampton Roads						
GROUPING	Maintenance : Preventive Maintenance and System Preservation						
PROGRAM NOTE	Funding identified to be obligated districtwide as projects are identified.						
ROUTE/STREET						TOTAL COST	\$47,480,117
	FUND SOURCE	MATCH	FY21	FY22	FY23	FY24	
CN	Federal - NHS/NHPP	\$0	\$7,499,886	\$6,366,465	\$7,499,886	\$7,499,886	
	Federal - STP/STBG	\$0	\$2,455,247	\$0	\$8,719,906	\$7,438,841	
CN TOTAL		\$0	\$9,955,133	\$6,366,465	\$16,219,792	\$14,938,727	

MPO	Hampton Roads						
GROUPING	Maintenance : Preventive Maintenance for Bridges						
PROGRAM NOTE	Funding identified to be obligated districtwide as projects are identified.						
ROUTE/STREET						TOTAL COST	\$40,793,189
	FUND SOURCE	MATCH	FY21	FY22	FY23	FY24	
CN	Federal - NHS/NHPP	\$0	\$1,000,000	\$1,000,000	\$1,000,000	\$1,000,000	
	Federal - STP/STBG	\$0	\$5,611,870	\$7,241,753	\$13,800,224	\$10,139,342	
CN TOTAL		\$0	\$6,611,870	\$8,241,753	\$14,800,224	\$11,139,342	

MPO	Hampton Roads						
GROUPING	Maintenance : Traffic and Safety Operations						
PROGRAM NOTE	Funding identified to be obligated districtwide as projects are identified.						
ROUTE/STREET						TOTAL COST	\$91,949,543
	FUND SOURCE	MATCH	FY21	FY22	FY23	FY24	
CN	Federal - NHFP	\$0	\$2,500,000	\$2,500,000	\$0	\$0	
	Federal - STP/STBG	\$0	\$28,464,490	\$18,053,282	\$20,124,090	\$20,307,681	
CN TOTAL		\$0	\$30,964,490	\$20,553,282	\$20,124,090	\$20,307,681	

Hampton Roads MPO Project Groupings

GROUPING		Construction : Bridge Rehabilitation/Replacement/Reconstruction					
ROUTE/STREET						TOTAL COST	\$58,951,267
	FUND SOURCE	MATCH	FY21	FY22	FY23	FY24	
PE	Federal - AC CONVERSION	\$248,263	\$993,053	\$0	\$0	\$0	
	Federal - BR	(\$22,500)	\$0	(\$90,000)	\$0	\$0	
PE TOTAL		\$225,763	\$993,053	(\$90,000)	\$0	\$0	
RW	Federal - AC CONVERSION	\$19,267	\$0	\$77,069	\$0	\$0	
	Federal - BR	\$167,106	\$198,321	\$470,101	\$0	\$0	
RW TOTAL		\$186,373	\$198,321	\$547,170	\$0	\$0	
RW AC	Federal - AC	\$24,242	\$77,069	\$19,899	\$0	\$0	
CN	Federal - AC CONVERSION	\$4,000,405	\$6,874,655	\$9,126,965	\$0	\$0	
	Federal - BR	\$114,101	\$334,281	\$122,123	\$0	\$0	
CN TOTAL		\$4,114,506	\$7,208,936	\$9,249,088	\$0	\$0	
CN AC	Federal - AC	\$2,920,408	\$7,877,268	\$1,204,365	\$2,600,000	\$0	

GROUPING		Construction : Federal Lands Highway					
ROUTE/STREET						TOTAL COST	\$2,664,134
	FUND SOURCE	MATCH	FY21	FY22	FY23	FY24	
			\$0	\$0	\$0	\$0	

GROUPING		Construction : Rail					
ROUTE/STREET						TOTAL COST	\$4,675,532
	FUND SOURCE	MATCH	FY21	FY22	FY23	FY24	
PE	Federal - RAIL	\$2,778	\$0	\$0	\$0	\$25,000	
CN	Federal - RAIL	\$163,271	\$0	\$320,000	\$0	\$1,149,440	

GROUPING		Construction : Safety/ITS/Operational Improvements					
ROUTE/STREET						TOTAL COST	\$159,771,443
	FUND SOURCE	MATCH	FY21	FY22	FY23	FY24	
PE	Federal - AC CONVERSION	\$114,886	\$0	\$105,000	\$118,971	\$360,000	
	Federal - CMAQ	\$182,500	\$0	\$0	\$280,000	\$450,000	
	Federal - HSIP	\$136,997	\$285,000	\$791,969	\$0	\$156,000	
	Federal - NHS/NHPP	\$1,095,045	\$0	\$0	\$0	\$4,380,178	
	Federal - STP/STBG	\$770,251	\$0	\$0	\$0	\$3,081,002	
PE TOTAL		\$2,299,677	\$285,000	\$896,969	\$398,971	\$8,427,180	
PE AC	Federal - AC	\$354,790	\$105,000	\$118,971	\$970,000	\$349,617	
RW	Federal - AC CONVERSION	\$301,667	\$0	\$0	\$0	\$1,215,000	
	Federal - CMAQ	\$116,554	\$0	\$0	\$466,216	\$0	
	Federal - HSIP	\$94,794	\$60,000	\$223,147	\$570,000	\$0	
	Federal - STP/STBG	\$487	\$1,947	\$0	\$0	\$0	
	Other	\$0	\$94,013	\$0	\$0	\$0	
RW TOTAL		\$513,502	\$155,960	\$223,147	\$1,036,216	\$1,215,000	
RW AC	Federal - AC	\$483,086	\$999	\$0	\$2,169,551	\$0	
	Federal - AC OTHER	\$0	\$2,773,041	\$0	\$0	\$0	
RW AC		\$483,086	\$2,774,040	\$0	\$2,169,551	\$0	
CN	Federal - AC CONVERSION	\$413,004	\$0	\$1,675,396	\$467,300	\$1,574,342	
	Federal - CMAQ	\$141,952	\$0	\$0	\$0	\$567,808	
	Federal - HSIP	\$1,499,874	\$4,668,568	\$3,124,503	\$3,217,472	\$2,488,324	
	Federal - STP/STBG	\$90,828	\$363,313	\$0	\$0	\$0	
	Other	\$0	\$443,533	\$0	\$0	\$0	
CN TOTAL		\$2,145,659	\$5,475,414	\$4,799,899	\$3,684,772	\$4,630,474	
CN AC	Federal - AC	\$1,457,141	\$4,932,729	\$4,367,300	\$820,488	\$2,993,756	

GROUPING		Construction : Transportation Enhancement/Byway/Non-Traditional					
ROUTE/STREET						TOTAL COST	\$46,047,510
	FUND SOURCE	MATCH	FY21	FY22	FY23	FY24	
RW	Federal - RTAP	\$22,875	\$91,500	\$0	\$0	\$0	
	Federal - TAP/F	\$18,750	\$30,000	\$0	\$0	\$45,000	
	Other	\$0	\$100,000	\$0	\$0	\$0	
RW TOTAL		\$41,625	\$221,500	\$0	\$0	\$45,000	
CN	Federal - RTAP	\$1,118,917	\$2,738,063	\$1,737,605	\$0	\$0	
	Federal - TAP/F	\$731,504	\$1,604,047	\$1,321,967	\$0	\$0	
	Federal - TAP/SU	\$48,158	\$0	\$192,630	\$0	\$0	
	Other	\$0	\$1,580,000	\$1,430,000	\$0	\$0	
CN TOTAL		\$1,898,578	\$5,922,110	\$4,682,202	\$0	\$0	
CN AC	Federal - AC	\$1,245,586	\$2,112,131	\$2,100,211	\$770,000	\$0	

GROUPING		Maintenance : Preventive Maintenance and System Preservation				
PROGRAM NOTE		Funding identified to be obligated districtwide as projects are identified.				
ROUTE/STREET					TOTAL COST	\$47,480,117
	FUND SOURCE	MATCH	FY21	FY22	FY23	FY24
CN	Federal - NHS/NHPP	\$0	\$7,499,886	\$6,366,465	\$7,499,886	\$7,499,886
	Federal - STP/STBG	\$0	\$2,455,247	\$0	\$8,719,906	\$7,438,841
CN TOTAL		\$0	\$9,955,133	\$6,366,465	\$16,219,792	\$14,938,727

GROUPING		Maintenance : Preventive Maintenance for Bridges				
PROGRAM NOTE		Funding identified to be obligated districtwide as projects are identified.				
ROUTE/STREET					TOTAL COST	\$40,793,189
	FUND SOURCE	MATCH	FY21	FY22	FY23	FY24
CN	Federal - NHS/NHPP	\$0	\$1,000,000	\$1,000,000	\$1,000,000	\$1,000,000
	Federal - STP/STBG	\$0	\$5,611,870	\$7,241,753	\$13,800,224	\$10,139,342
CN TOTAL		\$0	\$6,611,870	\$8,241,753	\$14,800,224	\$11,139,342

GROUPING		Maintenance : Traffic and Safety Operations				
PROGRAM NOTE		Funding identified to be obligated districtwide as projects are identified.				
ROUTE/STREET					TOTAL COST	\$91,949,543
	FUND SOURCE	MATCH	FY21	FY22	FY23	FY24
CN	Federal - NHFP	\$0	\$2,500,000	\$2,500,000	\$0	\$0
	Federal - STP/STBG	\$0	\$28,464,490	\$18,053,282	\$20,124,090	\$20,307,681
CN TOTAL		\$0	\$30,964,490	\$20,553,282	\$20,124,090	\$20,307,681

GROUPING		Transit : Amenities				
ROUTE/STREET					TOTAL COST	\$255,000
	FUND SOURCE	MATCH	FY21	FY22	FY23	FY24
PE	Federal - STP/STBG	\$10,000	\$0	\$0	\$0	\$40,000
RW	Federal - STP/STBG	\$10,000	\$0	\$0	\$0	\$40,000

GROUPING		Transit : Vehicles				
ROUTE/STREET					TOTAL COST	\$3,476,768
	FUND SOURCE	MATCH	FY21	FY22	FY23	FY24
PE	Federal - STP/STBG	\$6,750	\$0	\$27,000	\$0	\$0
RW	Federal - STP/STBG	\$938	\$0	\$3,750	\$0	\$0
CN	Federal - AC CONVERSION	\$75,827	\$0	\$0	\$303,308	\$0
CN AC	Federal - AC	\$861,505	\$0	\$303,308	\$3,142,710	\$0

LYNCHBURG DISTRICT

Lynchburg District Primary Projects

MPO	Lynchburg					
UPC NO	64773	SCOPE	Safety			
SYSTEM	Primary	JURISDICTION	Lynchburg		OVERSIGHT	NFO
PROJECT	RTE 29/460 - ACCESS MANAGEMENT				ADMIN BY	VDOT
DESCRIPTION	FROM: 0.163 MILE EAST INT. RTE 501 TO: 1.475 MILE EAST INT. RTE 501 (1.3110 MI)					
PROGRAM NOTE	Waiting Financial Closure.					
ROUTE/STREET	RICHMOND HIGHWAY (0460)				TOTAL COST	\$21,217,452
	FUND SOURCE	MATCH	FY21	FY22	FY23	FY24
			\$0	\$0	\$0	\$0

Lynchburg District Secondary Projects

MPO	Lynchburg					
UPC NO	110390	SCOPE				
SYSTEM	Secondary	JURISDICTION	Amherst County	OVERSIGHT	NFO	
PROJECT	#HB2.FY17 RTE 682 - RECONSTRUCTION GARVEE DEBT SERVICE			ADMIN BY	VDOT	
DESCRIPTION						
PROGRAM NOTE	Includes \$379,889 GARVEE Debt Service Interest Prev, \$309,640 GARVEE Debt Service Interest FFY21, \$303,254 GARVEE Debt Service Interest FFY22, \$285,095 GARVEE Debt Service Interest FFY23, \$266,016 GARVEE Debt Service Interest FFY24, \$1,428,681 GARVEE Debt Service Interest FFY25-35. Total GARVEE Debt Service Interest \$2,972,574					
ROUTE/STREET	0682			TOTAL COST	\$2,972,574	
	FUND SOURCE	MATCH	FY21	FY22	FY23	FY24
PE	Federal - AC CONVERSION	\$0	\$0	\$303,254	\$285,095	\$266,016
	Federal - STP/STBG	\$0	\$309,640	\$0	\$0	\$0
PE TOTAL		\$0	\$309,640	\$303,254	\$285,095	\$266,016
PE AC	Federal - AC	\$0	\$2,283,046	\$0	\$0	\$0

Lynchburg District Urban Projects

MPO	Lynchburg					
UPC NO	110391	SCOPE				
SYSTEM	Urban	JURISDICTION	Lynchburg	OVERSIGHT	NFO	
PROJECT	#HB2.FY17 ODDFELL'S RD SEG B2 RECON GARVEE DEBT SERVICE			ADMIN BY	VDOT	
DESCRIPTION						
PROGRAM NOTE	Includes \$1,819,786 GARVEE Debt Service Interest Prev, \$573,808 GARVEE Debt Service Interest FFY21, \$536,505 GARVEE Debt Service Interest FFY22, \$497,319 GARVEE Debt Service Interest FFY23, \$456,150 GARVEE Debt Service Interest FFY24, \$1,897,402 GARVEE Debt Service Interest FFY25-FFY33. Total GARVEE Debt Service Interest \$5,780,970. Corresponding CN UPC 109554 which is included in the Lynchburg MPO CN: Safety/ITS/Operational Improvements grouping.					
ROUTE/STREET	9999			TOTAL COST	\$5,780,970	
	FUND SOURCE	MATCH	FY21	FY22	FY23	FY24
PE	Federal - AC CONVERSION	\$0	\$0	\$536,505	\$497,319	\$456,150
	Federal - STP/STBG	\$0	\$573,808	\$0	\$0	\$0
PE TOTAL		\$0	\$573,808	\$536,505	\$497,319	\$456,150
PE AC	Federal - AC	\$0	\$3,387,375	\$0	\$0	\$0

MPO	Lynchburg					
UPC NO	106320	SCOPE	Reconstruction w/ Added Capacity			
SYSTEM	Urban	JURISDICTION	Lynchburg	OVERSIGHT	NFO	
PROJECT	UR-6056 - D/B WIDEN FROM 2 TO 4 LANES (GREENVIEW DRIVE)			ADMIN BY	VDOT	
DESCRIPTION	FROM: 0.010 MI NORTH OF SC 1541 (HERMITAGE RD) TO: 0.215 MI SOUTH OF UR-6066 (LEESVILLE RD) (0.6200 MI)					
ROUTE/STREET	GREENVIEW DRIVE (6056)			TOTAL COST	\$14,285,241	
	FUND SOURCE	MATCH	FY21	FY22	FY23	FY24
CN	Federal - AC CONVERSION	\$0	\$0	\$495,561	\$513,854	\$532,876
	Federal - STP/STBG	\$0	\$471,643	\$0	\$0	\$0
CN TOTAL		\$0	\$471,643	\$495,561	\$513,854	\$532,876
CN AC	Federal - AC	\$0	\$4,609,064	\$0	\$0	\$0
	Federal - AC OTHER	\$0	\$721,862	\$0	\$0	\$0
CN AC		\$0	\$5,330,926	\$0	\$0	\$0

MPO	Lynchburg					
UPC NO	106537	SCOPE	Reconstruction w/ Added Capacity			
SYSTEM	Urban	JURISDICTION	Lynchburg	OVERSIGHT	NFO	
PROJECT	UR-6056 - D/B WIDEN FR 2-4 LNS (GREENVIEW DR) DEBT SERVICE			ADMIN BY	VDOT	
DESCRIPTION	FROM: SC-1541 (HERMITAGE RD) TO: 0.220Mi. S. UR-6066 (LEESVILLE RD) (0.4500 MI)					
PROGRAM NOTE	Includes \$1,371,074 GARVEE Debt Service Interest Prev, \$241,639 GARVEE Debt Service Interest FFY21, \$217,774 GARVEE Debt Service Interest FFY22, \$192,688 GARVEE Debt Service Interest FFY23, \$166,844 GARVEE Debt Service Interest FFY24, \$454,548 GARVEE Debt Service Interest FFY25-FFY31. Total GARVEE Debt Service Interest \$2,644,567. Corresponding CN UPC 106320.					
ROUTE/STREET	GREENVIEW DRIVE (6056)			TOTAL COST	\$2,644,567	
	FUND SOURCE	MATCH	FY21	FY22	FY23	FY24
PE	Federal - AC CONVERSION	\$0	\$0	\$217,774	\$192,688	\$166,844
	Federal - STP/STBG	\$0	\$241,639	\$0	\$0	\$0
PE TOTAL		\$0	\$241,639	\$217,774	\$192,688	\$166,844
PE AC	Federal - AC	\$0	\$1,031,853	\$0	\$0	\$0

MPO	Lynchburg					
UPC NO	105515	SCOPE	New Construction Roadway			
SYSTEM	Urban	JURISDICTION	Lynchburg		OVERSIGHT	FO
PROJECT	RTE 29/460 - D/B INTERCHANGE & EXTENSION (ODD FELLOWS ROAD)				ADMIN BY	VDOT
DESCRIPTION	FROM: 0.48 MI. W. OF ODD FELLOWS ROAD TO: 0.54 MI. E. OF ODD FELLOWS ROAD (1.0220 MI)					
PROGRAM NOTE	All funding obligated based on current allocations/estimate. Linked with UPC 106533					
ROUTE/STREET	RICHMOND HIGHWAY (6029)				TOTAL COST	\$40,982,810
	FUND SOURCE	MATCH	FY21	FY22	FY23	FY24
			\$0	\$0	\$0	\$0

MPO	Lynchburg					
UPC NO	112842	SCOPE	Safety			
SYSTEM	Urban	JURISDICTION	Lynchburg		OVERSIGHT	NFO
PROJECT	ADAPTIVE SIGNAL CONTROL - RIVERMONT - FIBER INSTALLATION				ADMIN BY	Locally
DESCRIPTION	FROM: UR 6012 TO: UR 6020 (1.0200 MI)					
PROGRAM NOTE	All funding obligated based on current allocations/estimate.					
ROUTE/STREET	RIVERMOUNT AVENUE (0501)				TOTAL COST	\$105,000
	FUND SOURCE	MATCH	FY21	FY22	FY23	FY24
			\$0	\$0	\$0	\$0

MPO	Lynchburg					
UPC NO	113116	SCOPE	Reconstruction w/ Added Capacity			
SYSTEM	Urban	JURISDICTION	Lynchburg		OVERSIGHT	NFO
PROJECT	#SMART20 RTE 221/501 - INTERSECTION IMPROVEMENT (SPLIT PAIR)				ADMIN BY	Locally
DESCRIPTION	FROM: BREEZEWOOD DRIVE TO: RTE 501 (DESMOND T. DOSS MEM. EXP.) ()					
ROUTE/STREET	ROUTE 501 (LYNCHBURG EXPRESSWAY) (0221)				TOTAL COST	\$38,538,037
	FUND SOURCE	MATCH	FY21	FY22	FY23	FY24
PE	Federal - AC CONVERSION	\$0	\$0	\$0	\$0	\$3,195,066
RW	Federal - AC CONVERSION	\$0	\$0	\$0	\$2,406,199	\$2,977,275
RW AC	Federal - AC	\$0	\$5,383,474	\$0	\$0	\$0
	Federal - AC OTHER	\$0	\$4,941,728	\$0	\$0	\$0
RW AC		\$0	\$10,325,202	\$0	\$0	\$0
CN AC	Federal - AC OTHER	\$0	\$0	\$24,162,681	\$0	\$0

MPO	Lynchburg					
UPC NO	106533	SCOPE	New Construction Roadway			
SYSTEM	Urban	JURISDICTION	Lynchburg		OVERSIGHT	FO
PROJECT	RTE 29/460 - INTCHG & EXT (ODD FELLOWS RD) DEBT SERVICE				ADMIN BY	VDOT
DESCRIPTION	FROM: VARIOUS TO: Various					
ROUTE/STREET	VARIOUS (6029)				TOTAL COST	\$47,034,618
	FUND SOURCE	MATCH	FY21	FY22	FY23	FY24
PE	Federal - NHS/NHPP	\$0	\$3,292,986	\$0	\$0	\$0
PE AC	Federal - AC	\$0	\$30,549,818	\$0	\$0	\$0

Lynchburg District Project Groupings

MPO	NonMPO					
GROUPING	Construction : Bridge Rehabilitation/Replacement/Reconstruction					
ROUTE/STREET					TOTAL COST	\$74,622,655
	FUND SOURCE	MATCH	FY21	FY22	FY23	FY24
RW	Federal - NHS/NHPP	\$55,967	\$0	\$0	\$223,869	\$0
CN	Federal - AC CONVERSION	\$548,571	\$0	\$2,194,285	\$0	\$0
	Federal - NHS/NHPP	\$2,436,826	\$372,077	\$0	\$0	\$9,375,226
CN TOTAL		\$2,985,397	\$372,077	\$2,194,285	\$0	\$9,375,226
CN AC	Federal - AC	\$726,342	\$2,905,366	\$0	\$0	\$0

MPO	NonMPO					
GROUPING	Construction : Rail					
ROUTE/STREET					TOTAL COST	\$945,000
	FUND SOURCE	MATCH	FY21	FY22	FY23	FY24
		\$0	\$0	\$0	\$0	\$0

MPO	NonMPO					
GROUPING	Construction : Safety/ITS/Operational Improvements					
ROUTE/STREET					TOTAL COST	\$125,902,112
	FUND SOURCE	MATCH	FY21	FY22	FY23	FY24
PE	Federal - NHS/NHPP	\$31,763	\$127,053	\$0	\$0	\$0
PE AC	Federal - AC	\$56,419	\$225,677	\$0	\$0	\$0
RW	Federal - STP/STBG	\$964,943	\$0	\$0	\$3,859,770	\$0
RW AC	Federal - AC	\$105,926	\$0	\$0	\$423,703	\$0
CN	Federal - AC CONVERSION	\$130,358	\$0	\$1,173,221	\$0	\$0
	Federal - HSIP	\$845,032	\$1,927,639	\$2,919,608	\$2,758,044	\$0
	Federal - STP/STBG	\$953,962	\$0	\$0	\$3,815,847	\$0
CN TOTAL		\$1,929,352	\$1,927,639	\$4,092,829	\$6,573,891	\$0
CN AC	Federal - AC	\$4,802,959	\$1,798,974	\$1,313,842	\$13,573,317	\$2,525,704

MPO	NonMPO					
GROUPING	Construction : Transportation Enhancement/Byway/Non-Traditional					
ROUTE/STREET					TOTAL COST	\$16,682,311
	FUND SOURCE	MATCH	FY21	FY22	FY23	FY24
		\$0	\$0	\$0	\$0	\$0

MPO	Lynchburg					
GROUPING	Maintenance : Preventive Maintenance and System Preservation					
PROGRAM NOTE	Funding identified to be obligated districtwide as projects are identified.					
ROUTE/STREET					TOTAL COST	\$60,798,374
	FUND SOURCE	MATCH	FY21	FY22	FY23	FY24
CN	Federal - STP/STBG	\$0	\$12,169,660	\$16,124,118	\$16,033,673	\$16,470,923

MPO		Lynchburg					
GROUPING		Maintenance : Preventive Maintenance for Bridges					
PROGRAM NOTE		Funding identified to be obligated districtwide as projects are identified.					
ROUTE/STREET						TOTAL COST	\$17,615,173
	FUND SOURCE	MATCH	FY21	FY22	FY23	FY24	
CN	Federal - STP/STBG	\$0	\$2,690,090	\$4,917,611	\$6,249,068	\$3,758,404	

MPO		Lynchburg					
GROUPING		Maintenance : Traffic and Safety Operations					
PROGRAM NOTE		Funding identified to be obligated districtwide as projects are identified.					
ROUTE/STREET						TOTAL COST	\$5,786,713
	FUND SOURCE	MATCH	FY21	FY22	FY23	FY24	
CN	Federal - STP/STBG	\$0	\$1,053,269	\$1,145,588	\$1,374,503	\$2,213,353	

Danville MPO Project Groupings

GROUPING		Construction : Rail				
ROUTE/STREET					TOTAL COST	\$1,500,000
	FUND SOURCE	MATCH	FY21	FY22	FY23	FY24
		\$0	\$0	\$0	\$0	\$0

GROUPING		Construction : Safety/ITS/Operational Improvements				
ROUTE/STREET					TOTAL COST	\$25,814,644
	FUND SOURCE	MATCH	FY21	FY22	FY23	FY24
CN	Federal - AC CONVERSION	\$175,000	\$700,000	\$0	\$0	\$0
	Federal - HSIP	\$7,314	\$65,830	\$0	\$0	\$0
CN TOTAL		\$182,314	\$765,830	\$0	\$0	\$0

GROUPING		Construction : Transportation Enhancement/Byway/Non-Traditional				
ROUTE/STREET					TOTAL COST	\$3,932,457
	FUND SOURCE	MATCH	FY21	FY22	FY23	FY24
RW	Federal - TAP/F	\$20,625	\$82,500	\$0	\$0	\$0
	Federal - TAP/SU	\$2,500	\$10,000	\$0	\$0	\$0
RW TOTAL		\$23,125	\$92,500	\$0	\$0	\$0
CN	Federal - TAP/F	\$63,680	\$0	\$254,720	\$0	\$0
	Federal - TAP/SU	\$62,925	\$122,500	\$129,200	\$0	\$0
CN TOTAL		\$126,605	\$122,500	\$383,920	\$0	\$0
CN AC	Federal - AC	\$15,537	\$62,146	\$0	\$0	\$0

GROUPING		Maintenance : Preventive Maintenance and System Preservation				
PROGRAM NOTE		Funding identified to be obligated districtwide as projects are identified.				
ROUTE/STREET					TOTAL COST	\$60,798,374
	FUND SOURCE	MATCH	FY21	FY22	FY23	FY24
CN	Federal - STP/STBG	\$0	\$12,169,660	\$16,124,118	\$16,033,673	\$16,470,923

GROUPING		Maintenance : Preventive Maintenance for Bridges				
PROGRAM NOTE		Funding identified to be obligated districtwide as projects are identified.				
ROUTE/STREET					TOTAL COST	\$17,615,173
	FUND SOURCE	MATCH	FY21	FY22	FY23	FY24
CN	Federal - STP/STBG	\$0	\$2,690,090	\$4,917,611	\$6,249,068	\$3,758,404

GROUPING		Maintenance : Traffic and Safety Operations				
PROGRAM NOTE		Funding identified to be obligated districtwide as projects are identified.				
ROUTE/STREET					TOTAL COST	\$5,786,713
	FUND SOURCE	MATCH	FY21	FY22	FY23	FY24
CN	Federal - STP/STBG	\$0	\$1,053,269	\$1,145,588	\$1,374,503	\$2,213,353

Lynchburg MPO Project Groupings

GROUPING		Construction : Bridge Rehabilitation/Replacement/Reconstruction				
ROUTE/STREET					TOTAL COST	\$47,845,437
	FUND SOURCE	MATCH	FY21	FY22	FY23	FY24
CN	Federal - AC CONVERSION	\$1,708,141	\$1,062,256	\$2,563,644	\$3,206,665	\$0

GROUPING		Construction : Rail				
ROUTE/STREET					TOTAL COST	\$1,950,000
	FUND SOURCE	MATCH	FY21	FY22	FY23	FY24
PE	Federal - RAIL	\$5,556	\$0	\$0	\$0	\$50,000
CN	Federal - RAIL	\$44,444	\$0	\$0	\$0	\$400,000

GROUPING		Construction : Safety/ITS/Operational Improvements				
ROUTE/STREET					TOTAL COST	\$101,148,668
	FUND SOURCE	MATCH	FY21	FY22	FY23	FY24
PE	Federal - AC CONVERSION	\$11,648	\$0	\$104,834	\$0	\$0
	Federal - HSIP	\$15,000	\$50,000	\$0	\$85,000	\$0
PE TOTAL		\$26,648	\$50,000	\$104,834	\$85,000	\$0
RW	Federal - AC CONVERSION	\$15,956	\$0	\$0	\$143,601	\$0
	Federal - HSIP	\$7,241	\$0	\$65,166	\$0	\$0
	Federal - STP/STBG	(\$2,672)	(\$10,688)	\$0	\$0	\$0
RW TOTAL		\$20,524	(\$10,688)	\$65,166	\$143,601	\$0
CN	Federal - HSIP	\$103,836	\$0	\$0	\$934,523	\$0
	Federal - STP/STBG	\$716,240	\$2,864,959	\$0	\$0	\$0
CN TOTAL		\$820,076	\$2,864,959	\$0	\$934,523	\$0

GROUPING		Construction : Transportation Enhancement/Byway/Non-Traditional				
ROUTE/STREET					TOTAL COST	\$2,000,000
	FUND SOURCE	MATCH	FY21	FY22	FY23	FY24
			\$0	\$0	\$0	\$0

GROUPING		Maintenance : Preventive Maintenance and System Preservation				
PROGRAM NOTE		Funding identified to be obligated districtwide as projects are identified.				
ROUTE/STREET					TOTAL COST	\$60,798,374
	FUND SOURCE	MATCH	FY21	FY22	FY23	FY24
CN	Federal - STP/STBG		\$0	\$12,169,660	\$16,124,118	\$16,033,673
					\$16,470,923	

GROUPING		Maintenance : Preventive Maintenance for Bridges				
PROGRAM NOTE		Funding identified to be obligated districtwide as projects are identified.				
ROUTE/STREET					TOTAL COST	\$17,615,173
	FUND SOURCE	MATCH	FY21	FY22	FY23	FY24
CN	Federal - STP/STBG		\$0	\$2,690,090	\$4,917,611	\$6,249,068
					\$3,758,404	

GROUPING		Maintenance : Traffic and Safety Operations				
PROGRAM NOTE		Funding identified to be obligated districtwide as projects are identified.				
ROUTE/STREET					TOTAL COST	\$5,786,713
	FUND SOURCE	MATCH	FY21	FY22	FY23	FY24
CN	Federal - STP/STBG		\$0	\$1,053,269	\$1,145,588	\$1,374,503
					\$2,213,353	

NORTHERN VIRGINIA DISTRICT

Northern Virginia District Interstate Projects

MPO	Northern Virginia					
UPC NO	108424	SCOPE	Reconstruction w/ Added Capacity			
SYSTEM	Interstate	JURISDICTION	Northern Virginia District-wide		OVERSIGHT	FO
PROJECT	I-66 INSIDE THE BELTWAY INITIATIVES				ADMIN BY	VDOT
DESCRIPTION	FROM: Exit 67 DULLES AIRPORT ACCESS ROAD TO: Exit 71 N. GEORGE MASON DRIVE (3.6440 MI)					
PROGRAM NOTE	Includes \$9,631,675 GARVEE Debt Service Principal, \$4,415,057 GARVEE Debt Service Principal FFY21, \$4,672,757 GARVEE Debt Service Principal FFY22, \$4,910,315 GARVEE Debt Service Principal FFY23, \$5,157,835 GARVEE Debt Service Principal FFY24. Total GARVEE Debt Service Principal \$82,054,598. Corresponding Debt Service UPC 110392. Parent UPC of Child UPC 110629					
ROUTE/STREET	I-66 (0066)				TOTAL COST	\$120,218,704
	FUND SOURCE	MATCH	FY21	FY22	FY23	FY24
PE	Federal - AC CONVERSION	\$0	\$0	\$2,652,928	\$0	\$0
	Federal - NHS/NHPP	\$0	\$2,652,927	\$0	\$0	\$0
PE TOTAL		\$0	\$2,652,927	\$2,652,928	\$0	\$0
RW	Federal - AC CONVERSION	\$0	\$0	\$0	\$4,800,000	\$0
RW AC	Federal - AC	\$0	\$4,800,000	\$0	\$0	\$0
CN	Federal - AC CONVERSION	\$0	\$0	\$0	\$110,315	\$5,157,835
CN AC	Federal - AC	\$0	\$58,410,027	\$0	\$0	\$0
	Federal - AC OTHER	\$0	\$44,488,677	\$0	\$0	\$0
CN AC		\$0	\$102,898,704	\$0	\$0	\$0

MPO	Northern Virginia					
UPC NO	110392	SCOPE				
SYSTEM	Interstate	JURISDICTION	Northern Virginia District-wide		OVERSIGHT	NFO
PROJECT	I-66 INSIDE THE BELTWAY INITIATIVES GARVEE DEBT SERVICE				ADMIN BY	VDOT
DESCRIPTION						
PROGRAM NOTE	Includes \$9,133,535 GARVEE Debt Service Interest Prev, \$3,517,187 GARVEE Debt Service Interest FFY21, \$3,330,810 GARVEE Debt Service Interest FFY22, \$3,094,229 GARVEE Debt Service Interest FFY23, \$2,845,649 GARVEE Debt Service Interest FFY24, \$12,602,972 GARVEE Debt Service Interest FFY25-35. Total GARVEE Debt Service Interest \$34,524,382. Corresponding CN UPC 108424.					
ROUTE/STREET	0066				TOTAL COST	\$34,524,382
	FUND SOURCE	MATCH	FY21	FY22	FY23	FY24
PE	Federal - AC CONVERSION	\$0	\$0	\$3,330,810	\$3,094,229	\$2,845,649
	Federal - NHS/NHPP	\$0	\$3,517,187	\$0	\$0	\$0
PE TOTAL		\$0	\$3,517,187	\$3,330,810	\$3,094,229	\$2,845,649
PE AC	Federal - AC	\$0	\$21,873,660	\$0	\$0	\$0

MPO	Northern Virginia					
UPC NO	110496	SCOPE	Other			
SYSTEM	Interstate	JURISDICTION	Northern Virginia District-wide		OVERSIGHT	FO
PROJECT	TRANSFORM I-66 OVERSIGHT PROJECT				ADMIN BY	VDOT
DESCRIPTION	FROM: ROUTE 15 IN HAYMARKET TO: I-495/CAPITAL BELTWAY					
ROUTE/STREET	I-66 (0066)				TOTAL COST	\$115,283,210
	FUND SOURCE	MATCH	FY21	FY22	FY23	FY24
PE AC	Federal - AC OTHER	\$0	\$15,000,000	\$0	\$0	\$0
CN AC	Federal - AC OTHER	\$0	\$85,000,000	\$0	\$0	\$0

MPO	Northern Virginia					
UPC NO	110741	SCOPE	Reconstruction w/ Added Capacity			
SYSTEM	Interstate	JURISDICTION	Northern Virginia District-wide		OVERSIGHT	FO
PROJECT	TRANSFORM66 OUTSIDE THE BELTWAY				ADMIN BY	VDOT
DESCRIPTION	FROM: 0.07 Miles West of Route 15 (Haymarket) TO: 0.10 Miles East of I-495 (Capital Beltway)					
ROUTE/STREET	I-66 (0066)				TOTAL COST	\$3,031,403,774
	FUND SOURCE	MATCH	FY21	FY22	FY23	FY24
CN	Other		\$0	\$3,031,403,774	\$0	\$0

MPO	Northern Virginia					
UPC NO	100566	SCOPE	Reconstruction w/ Added Capacity			
SYSTEM	Interstate	JURISDICTION	Prince William County		OVERSIGHT	FO
PROJECT	I-66 / ROUTE 15 INTERCHANGE RECONSTRUCTION				ADMIN BY	VDOT
DESCRIPTION	FROM: 0.224 Miles West of Rte 15 TO: 0.371 Miles East of Rte 15 (0.5950 MI)					
PROGRAM NOTE	Includes \$4,4703,384 GARVEE Debt Service Principal Prev, \$1,938,302 GARVEE Debt Service Principal FFY20, \$2,036,323 GARVEE Debt Service Principal FFY21, \$2,139,504 GARVEE Debt Service Principal FFY22, \$2,248,106 GARVEE Debt Service Principal FFY23. Total GARVEE Debt Service Principal \$36,323,014. Corresponding Debt Service UPC 110378.					
ROUTE/STREET	I-66 (0066)				TOTAL COST	\$54,938,287
	FUND SOURCE	MATCH	FY21	FY22	FY23	FY24
RW	Federal - AC CONVERSION	\$0	\$0	\$265,364	\$0	\$0
	Federal - NHS/NHPP	\$0	\$2,036,324	\$0	\$0	\$0
RW TOTAL		\$0	\$2,036,324	\$265,364	\$0	\$0
RW AC	Federal - AC	\$0	\$265,364	\$0	\$0	\$0
CN	Federal - AC CONVERSION	\$0	\$0	\$1,874,140	\$2,248,106	\$2,361,585
CN AC	Federal - AC	\$0	\$27,379,641	\$0	\$0	\$0
	Federal - AC OTHER	\$0	\$4,430,362	\$0	\$0	\$0
CN AC		\$0	\$31,810,003	\$0	\$0	\$0

MPO	Northern Virginia					
UPC NO	110376	SCOPE				
SYSTEM	Interstate	JURISDICTION	Prince William County		OVERSIGHT	NFO
PROJECT	I-66 / ROUTE 15 INTCHNG RECONSTRUCTION GARVEE DEBT SERVICE				ADMIN BY	VDOT
DESCRIPTION						
PROGRAM NOTE	Includes \$6,082,872 GARVEE Debt Service Interest Prev, \$1,458,924 GARVEE Debt Service Interest FFY21, \$1,355,836 GARVEE Debt Service Interest FFY22, \$1,247,522 GARVEE Debt Service Interest FFY23, \$1,133,712 GARVEE Debt Service Interest FFY24, \$4,251,602 GARVEE Debt Service Interest FFY25-32. Total GARVEE Debt Service Interest \$15,530,468. Corresponding CN UPC 100566.					
ROUTE/STREET	0066				TOTAL COST	\$15,530,468
	FUND SOURCE	MATCH	FY21	FY22	FY23	FY24
CN	Federal - AC CONVERSION	\$0	\$0	\$1,355,836	\$1,247,522	\$1,133,712
	Federal - NHS/NHPP	\$0	\$1,458,924	\$0	\$0	\$0
CN TOTAL		\$0	\$1,458,924	\$1,355,836	\$1,247,522	\$1,133,712
CN AC	Federal - AC	\$0	\$7,988,671	\$0	\$0	\$0

MPO	Northern Virginia					
UPC NO	115999	SCOPE	Reconstruction w/ Added Capacity			
SYSTEM	Interstate	JURISDICTION	Prince William County		OVERSIGHT	NFO
PROJECT	I-95 SB AUXILIARY LANE BETWEEN RTE 123 AND RTE 294				ADMIN BY	VDOT
DESCRIPTION	FROM: Route 294 Exit Ramp TO: Route 123 Entrance Ramp (1.4000 MI)					
ROUTE/STREET	INTERSTATE 95 SOUTHBOUND (0095)				TOTAL COST	\$32,000,001
	FUND SOURCE	MATCH	FY21	FY22	FY23	FY24
PE	Federal - AC CONVERSION	\$670,000	\$0	\$0	\$2,680,000	\$0
PE AC	Federal - AC	\$670,000	\$2,680,000	\$0	\$0	\$0
RW	Federal - AC CONVERSION	\$0	\$0	\$0	\$1	\$0
RW AC	Federal - AC		\$1	\$0	\$0	\$0
CN	Federal - AC CONVERSION	\$253,357	\$0	\$0	\$1,013,427	\$0
CN AC	Federal - AC	\$253,357	\$1,013,427	\$0	\$0	\$0
	Federal - AC OTHER	\$5,476,643	\$21,906,573	\$0	\$0	\$0
CN AC		\$5,730,000	\$22,920,000	\$0	\$0	\$0

MPO	Multiple MPOs					
UPC NO	102710	SCOPE	Reconstruction w/ Added Capacity			
SYSTEM	Interstate	JURISDICTION	Statewide		OVERSIGHT	FO
PROJECT	Public Contribution for I-95 HOV/HOT Lanes Project				ADMIN BY	VDOT
DESCRIPTION	FROM: Garrisonville Road TO: 1 Mile North of Edsall Road (28.0000 MI)					
PROGRAM NOTE	All funding based on current allocations/estimate. Waiting Financial Closure. Linked with UPC 103019, 103020, 103106, 102711, 103591, 103222					
ROUTE/STREET	0095				TOTAL COST	\$82,550,000
	FUND SOURCE	MATCH	FY21	FY22	FY23	FY24
		\$0	\$0	\$0	\$0	\$0

MPO	Multiple MPOs					
UPC NO	102711	SCOPE	Reconstruction w/ Added Capacity			
SYSTEM	Interstate	JURISDICTION	Statewide		OVERSIGHT	NFO
PROJECT	I-95 HOV/HOT Lanes Project PPTA Develop & Mgmt. Oversight				ADMIN BY	VDOT
DESCRIPTION	FROM: Garrisonville Road TO: 1 Mile North of Edsall Road (28.0000 MI)					
PROGRAM NOTE	All funds obligated based on current allocations/estimate. Waiting Financial Closure					
ROUTE/STREET	0095				TOTAL COST	\$48,159,488
	FUND SOURCE	MATCH	FY21	FY22	FY23	FY24
		\$0	\$0	\$0	\$0	\$0

MPO	Multiple MPOs					
UPC NO	103019	SCOPE	Reconstruction w/ Added Capacity			
SYSTEM	Interstate	JURISDICTION	Statewide		OVERSIGHT	FO
PROJECT	I-95 HOV/HOT Lanes Early Works - Federal Eligible Activity				ADMIN BY	VDOT
DESCRIPTION	FROM: Garrisonville Road TO: 1 mile North of Edsall Road (28.0000 MI)					
PROGRAM NOTE	All funding based on current allocations/estimate All funding based on current allocations/estimate. Waiting Financial Closure. Linked with UPC 102710, 103020, 103106, 102711, 103591, 103222					
ROUTE/STREET	0095				TOTAL COST	\$8,125,718
	FUND SOURCE	MATCH	FY21	FY22	FY23	FY24
		\$0	\$0	\$0	\$0	\$0

MPO	Multiple MPOs					
UPC NO	103020	SCOPE	Reconstruction w/ Added Capacity			
SYSTEM	Interstate	JURISDICTION	Statewide	OVERSIGHT	FO	
PROJECT	I-95 HOV/HOT Lane Early Works-Non-Fed (Unless Finance Close)			ADMIN BY	VDOT	
DESCRIPTION	FROM: Garrisonville Road TO: 1 Mile North of Edsall Road (28.0000 MI)					
PROGRAM NOTE	All funding based on current allocations/estimate All funding based on current allocations/estimate. Waiting Financial Closure. Linked with UPC 102710, 103106, 103019, 102711, 103591, 103222					
ROUTE/STREET	0095			TOTAL COST	\$11,567,195	
	FUND SOURCE	MATCH	FY21	FY22	FY23	FY24
			\$0	\$0	\$0	\$0

MPO	Northern Virginia					
UPC NO	103106	SCOPE	Reconstruction w/ Added Capacity			
SYSTEM	Interstate	JURISDICTION	Statewide	OVERSIGHT	FO	
PROJECT	I-95 HOV/HOT Lanes Construction			ADMIN BY	VDOT	
DESCRIPTION	FROM: Garrisonville Road TO: 1 Mile North of Edsall Road (28.0000 MI)					
PROGRAM NOTE	All funding obligated based on current allocations/estimate. Waiting Financial Closure. Linked with UPC 102710, 103019, 103020, 102711, 103591 ,103222					
ROUTE/STREET	0095			TOTAL COST	\$785,756,087	
	FUND SOURCE	MATCH	FY21	FY22	FY23	FY24
			\$0	\$0	\$0	\$0

MPO	Multiple MPOs					
UPC NO	103222	SCOPE	Reconstruction w/ Added Capacity			
SYSTEM	Interstate	JURISDICTION	Statewide	OVERSIGHT	FO	
PROJECT	I-95 HOV/HOT Lanes Debt Service			ADMIN BY	VDOT	
DESCRIPTION	FROM: Garrisonville Road TO: 1 mile North of Edsall Road (28.0000 MI)					
ROUTE/STREET	0095			TOTAL COST	\$85,618,255	
	FUND SOURCE	MATCH	FY21	FY22	FY23	FY24
CN	Federal - AC CONVERSION	\$0	\$0	\$7,443,902	\$7,119,928	\$7,119,194
	Federal - NHS/NHPP	\$0	\$7,443,478	\$0	\$0	\$0
CN TOTAL		\$0	\$7,443,478	\$7,443,902	\$7,119,928	\$7,119,194
CN AC	Federal - AC	\$0	\$43,028,043	\$0	\$0	\$0
	Federal - AC OTHER	\$0	\$2,850,553	\$0	\$0	\$0
CN AC		\$0	\$45,878,596	\$0	\$0	\$0

MPO	Northern Virginia					
UPC NO	96261	SCOPE	Other			
SYSTEM	Interstate	JURISDICTION	Alexandria		OVERSIGHT	FO
PROJECT	I-395 HOV Ramp @ Seminary Road				ADMIN BY	VDOT
DESCRIPTION	FROM: 0.048 mi. south of Sanger Avenue TO: 0.039 mi. north of Seminary Road (0.7080 MI)					
PROGRAM NOTE	Waiting Financial Closure. Linked with UPC 81738, 96257, 96236, 96258, 96261, 97826, 96259, 95718, 96261,					
ROUTE/STREET	0395				TOTAL COST	\$56,325,934
	FUND SOURCE	MATCH	FY21	FY22	FY23	FY24
PE	Federal - NHS/NHPP	(\$5,605)	(\$50,445)	\$0	\$0	\$0
RW	Federal - NHS/NHPP	(\$66,298)	(\$596,686)	\$0	\$0	\$0
CN	Federal - NHPP/E	\$0	\$50,447	\$0	\$0	\$0
CN AC	Federal - AC OTHER	\$0	\$24,045,909	\$0	\$0	\$0

MPO	Northern Virginia					
UPC NO	110729	SCOPE	Other			
SYSTEM	Interstate	JURISDICTION	Alexandria		OVERSIGHT	FO
PROJECT	I395 AUXILIARY LANE - SOUNDWALLS				ADMIN BY	VDOT
DESCRIPTION	FROM: 0.280 mi. north of Duke Street TO: 0.048 mi. south of Sanger Avenue					
PROGRAM NOTE	All funds obligated based on current allocations/estimate					
ROUTE/STREET	SHIRLEY HIGHWAY (0395)				TOTAL COST	\$7,000,000
	FUND SOURCE	MATCH	FY21	FY22	FY23	FY24
		\$0	\$0	\$0	\$0	\$0

MPO	Northern Virginia					
UPC NO	110728	SCOPE	Traffic Management/Engineering			
SYSTEM	Interstate	JURISDICTION	Arlington County		OVERSIGHT	FO
PROJECT	I-395 NORTHERN EXTENSION MULTI-MODAL ACCESS TO PENTAGON (2B)				ADMIN BY	VDOT
DESCRIPTION	FROM: Shirley Hwy TO: Shirley Hwy					
PROGRAM NOTE	All funds obligated based on current allocations/estimate					
ROUTE/STREET	SHIRLEY HWY (0395)				TOTAL COST	\$10,000,000
	FUND SOURCE	MATCH	FY21	FY22	FY23	FY24
		\$0	\$0	\$0	\$0	\$0

MPO	Northern Virginia					
UPC NO	103316	SCOPE	Reconstruction w/ Added Capacity			
SYSTEM	Interstate	JURISDICTION	Fairfax County		OVERSIGHT	FO
PROJECT	I-395 CONSTRUCT 4TH SOUTHBOUND LANE (2C)				ADMIN BY	VDOT
DESCRIPTION	FROM: 0.28 Miles South of Edsall Road(Rte 648) TO: 0.53 Miles North of Duke Street(Rte 236) (2.7000 MI)					
PROGRAM NOTE	Linked with UPC 108361,103316,110728,110729,110740,110739, 114341					
ROUTE/STREET	INTERSTATE 395 (0395)				TOTAL COST	\$59,015,987
	FUND SOURCE	MATCH	FY21	FY22	FY23	FY24
CN	Federal - HSIP	(\$107,500)	(\$967,500)	\$0	\$0	\$0
	Federal - NHS/NHPP	\$0	(\$1,695,987)	\$0	\$0	\$0
	Federal - STP/STBG	\$0	(\$1,914,492)	\$0	\$0	\$0
CN TOTAL		(\$107,500)	(\$4,577,979)	\$0	\$0	\$0

MPO	Northern Virginia					
UPC NO	108361	SCOPE	Reconstruction w/ Added Capacity			
SYSTEM	Interstate	JURISDICTION	Northern Virginia District-wide	OVERSIGHT	FO	
PROJECT	I-395 NORTHERN EXTENSION PROJECT OWNER COSTS (2A)			ADMIN BY	VDOT	
DESCRIPTION	FROM: Edsall Road TO: Washington, D. C. Line					
PROGRAM NOTE	All funds obligated based on current allocations/estimate. Linked with UPC 103316, 110728, 110729, 110740, 110604, 110605					
ROUTE/STREET	I-395 (0395)			TOTAL COST	\$34,631,250	
	FUND SOURCE	MATCH	FY21	FY22	FY23	FY24
CN	Federal - NSFH	(\$1,700,000)	(\$6,800,000)		\$0	\$0

MPO	Northern Virginia					
UPC NO	110739	SCOPE	Reconstruction w/ Added Capacity			
SYSTEM	Interstate	JURISDICTION	Northern Virginia District-wide	OVERSIGHT	FO	
PROJECT	I-395 EXPRESS LANES NORTHERN EXTENSION			ADMIN BY	VDOT	
DESCRIPTION	FROM: TURKEY COCK RUN TO: VICINITY OF EADS STREET					
ROUTE/STREET	SHIRLEY HIGHWAY (0395)			TOTAL COST	\$462,000,000	
	FUND SOURCE	MATCH	FY21	FY22	FY23	FY24
CN	Other	\$0	\$462,000,000		\$0	\$0

MPO	Northern Virginia					
UPC NO	89486	SCOPE	Reconstruction w/o Added Capacity			
SYSTEM	Interstate	JURISDICTION	Fairfax County	OVERSIGHT	FO	
PROJECT	I-495 HOT Lane Support			ADMIN BY	VDOT	
DESCRIPTION	FROM: Springfield Interchange TO: Dulles Toll/Access Road (12.0000 MI)					
PROGRAM NOTE	All funds obligated based on current allocations/estimate. Parent UPC of Child UPC 103580 & 103581. Linked with UPC 94611,94524,102418. Waiting Financial Closure					
ROUTE/STREET	0495			TOTAL COST	\$61,397,469	
	FUND SOURCE	MATCH	FY21	FY22	FY23	FY24
		\$0	\$0		\$0	\$0

MPO	Northern Virginia					
UPC NO	94611	SCOPE	Reconstruction w/o Added Capacity			
SYSTEM	Interstate	JURISDICTION	Fairfax County	OVERSIGHT	NFO	
PROJECT	GEC Design Services I495/DAAH Interchange Improvements			ADMIN BY	VDOT	
DESCRIPTION	FROM: 0.10 M E of Spring Hill Road (Rte. 684) TO: I-495 Capital Beltway					
PROGRAM NOTE	All funds obligated based on current allocations/.estimate. Linked with UPC 89486, 94524, 102418. Waiting Financial Closure					
ROUTE/STREET	0495			TOTAL COST	\$54,591,382	
	FUND SOURCE	MATCH	FY21	FY22	FY23	FY24
		\$0	\$0		\$0	\$0

MPO	Northern Virginia					
UPC NO	104005	SCOPE	Facilities for Pedestrians and Bicycles			
SYSTEM	Interstate	JURISDICTION	Fairfax County		OVERSIGHT	NFO
PROJECT	HOT Lanes Bicycle/Pedestrian Facilities - Phase II				ADMIN BY	VDOT
DESCRIPTION	FROM: Provincial Drive TO: Tysons One Place (0.5000 MI)					
ROUTE/STREET	0495				TOTAL COST	\$12,234,968
	FUND SOURCE	MATCH	FY21	FY22	FY23	FY24
CN	Federal - CMAQ	\$413,573	\$1,654,290	\$0	\$0	\$0
	Federal - NHS/NHPP	\$0	\$1,532,099	\$0	\$0	\$0
CN TOTAL		\$413,573	\$3,186,389	\$0	\$0	\$0
CN AC	Federal - AC OTHER	\$0	\$4,852,701	\$0	\$0	\$0

MPO	Northern Virginia					
UPC NO	106025	SCOPE	Other			
SYSTEM	Interstate	JURISDICTION	Fairfax County		OVERSIGHT	FO
PROJECT	I-495 NORTHERN SECTION SHOULDER USE DEBT SERVICE				ADMIN BY	VDOT
DESCRIPTION	FROM: South of Old Dominion Drive Overpass TO: George Washington Memorial Highway					
ROUTE/STREET	0495				TOTAL COST	\$13,853,676
	FUND SOURCE	MATCH	FY21	FY22	FY23	FY24
CN	Federal - AC CONVERSION	\$0	\$0	\$1,257,257	\$1,239,144	\$1,221,024
	Federal - NHS/NHPP	\$0	\$1,257,176	\$0	\$0	\$0
CN TOTAL		\$0	\$1,257,176	\$1,257,257	\$1,239,144	\$1,221,024
CN AC	Federal - AC		\$8,600,906	\$0	\$0	\$0

MPO	Northern Virginia					
UPC NO	113414	SCOPE	Environmental Only			
SYSTEM	Interstate	JURISDICTION	Fairfax County		OVERSIGHT	NFO
PROJECT	I-495 EXPRESS LANES NORTHERN EXTENSION				ADMIN BY	VDOT
DESCRIPTION	FROM: South of Existing Express Lanes, Northern Termini TO: American Legion Bridge (2.1100 MI)					
PROGRAM NOTE	All funding obligated based on current allocations/estimate.					
ROUTE/STREET	I-495 (0495)				TOTAL COST	\$13,200,000
	FUND SOURCE	MATCH	FY21	FY22	FY23	FY24
		\$0	\$0	\$0	\$0	\$0

MPO	Northern Virginia					
UPC NO	T21450	SCOPE	Traffic Management/Engineering			
SYSTEM	Interstate	JURISDICTION	Northern Virginia District-wide		OVERSIGHT	NFO
PROJECT	CLEAN AIR PARTNERS - FY22 TO FY24				ADMIN BY	Other
DESCRIPTION	(FORMERLY ENDZONE REGIONAL PUBLIC EDUCATION CAMPAIGN)					
ROUTE/STREET	9999				TOTAL COST	\$687,450
	FUND SOURCE	MATCH	FY21	FY22	FY23	FY24
PE	Federal - AC CONVERSION	\$48,090	\$0	\$192,360	\$0	\$0
	Federal - CMAQ	\$89,400	\$357,600	\$0	\$0	\$0
PE TOTAL		\$137,490	\$357,600	\$192,360	\$0	\$0
PE AC	Federal - AC	\$48,090	\$192,360	\$0	\$0	\$0

MPO	Multiple MPOs					
UPC NO	115852	SCOPE	Traffic Management/Engineering			
SYSTEM	Interstate	JURISDICTION	Statewide	OVERSIGHT	NFO	
PROJECT	ITTF FY20 Micro Transit			ADMIN BY	DRPT	
DESCRIPTION	FROM: Various TO: Various					
ROUTE/STREET	9999			TOTAL COST	\$500,000	
	FUND SOURCE	MATCH	FY21	FY22	FY23	FY24
PE AC	Federal - AC OTHER	\$0	\$500,000	\$0	\$0	\$0

MPO	Northern Virginia					
UPC NO	81738	SCOPE	Preliminary Engineering			
SYSTEM	Interstate	JURISDICTION	Northern Virginia District-wide	OVERSIGHT	NFO	
PROJECT	BRAC Statewide Administration			ADMIN BY	VDOT	
DESCRIPTION						
PROGRAM NOTE	Waiting Financial Closure. Linked with UPC 96257, 96236, 96258, 96261, 97826, 96256, 96259, 95718, 96261,					
ROUTE/STREET	BRAC			TOTAL COST	\$1,245,212	
	FUND SOURCE	MATCH	FY21	FY22	FY23	FY24
PE	Federal - NHS/NHPP	\$0	\$506,424	\$0	\$0	\$0

Northern Virginia District Primary Projects

MPO	Northern Virginia					
UPC NO	T22338	SCOPE	Reconstruction w/ Added Capacity			
SYSTEM	Primary	JURISDICTION	Dumfries		OVERSIGHT	NFO
PROJECT	ROUTE 1 WIDENING (FRALEY BLVD)				ADMIN BY	VDOT
DESCRIPTION	FROM: 0.1 Mi S. of Brady's Hill Road TO: .2 Mi. N. of Dumfries Road (Route 234) (2.1490 MI)					
ROUTE/STREET	FRALEY BLVD (0001)				TOTAL COST	\$134,260,000
	FUND SOURCE	MATCH	FY21	FY22	FY23	FY24
RW	Other	\$0	\$44,860,000	\$0	\$0	\$0
CN	Other	\$0	\$1,475,645	\$0	\$0	\$0
CN AC	Federal - AC OTHER	\$0	\$87,924,355	\$0	\$0	\$0

MPO	Northern Virginia					
UPC NO	90339	SCOPE	Reconstruction w/ Added Capacity			
SYSTEM	Primary	JURISDICTION	Dumfries		OVERSIGHT	NFO
PROJECT	ROUTE 1 WIDENING (FRALEY BLVD) - PE ONLY				ADMIN BY	VDOT
DESCRIPTION	FROM: 0.1 Mi S. of Brady's Hill Road TO: 0.2 Mi. N. of Dumfries Road (Route 234) (2.1490 MI)					
ROUTE/STREET	FRALEY BLVD (0001)				TOTAL COST	\$7,489,842
	FUND SOURCE	MATCH	FY21	FY22	FY23	FY24
PE	Federal - BR	\$0	\$125,000	\$0	\$0	\$0
	Federal - RSTP	\$44,616	\$178,465	\$0	\$0	\$0
PE TOTAL		\$44,616	\$303,465	\$0	\$0	\$0
PE AC	Federal - AC OTHER	\$0	\$6,655,148	\$0	\$0	\$0

MPO	Northern Virginia					
UPC NO	107187	SCOPE	Reconstruction w/ Added Capacity			
SYSTEM	Primary	JURISDICTION	Fairfax County		OVERSIGHT	FO
PROJECT	RICHMOND HIGHWAY CORRIDOR IMPROVEMENTS				ADMIN BY	VDOT
DESCRIPTION	FROM: Jeff Todd Way TO: Sherwood Hall Ln (3.0800 MI)					
ROUTE/STREET	RICHMOND HIGHWAY (0001)				TOTAL COST	\$372,000,000
	FUND SOURCE	MATCH	FY21	FY22	FY23	FY24
RW	Federal - AC CONVERSION	\$3,916,140	\$0	\$0	\$7,200,000	\$8,464,560
	Federal - RSTP	\$2,219,385	\$0	\$8,877,539	\$0	\$0
	Other	\$10,000,000	\$0	\$116,297,760	\$0	\$0
RW TOTAL		\$16,135,525	\$0	\$125,175,299	\$7,200,000	\$8,464,560
RW AC	Federal - AC	\$3,916,140	\$0	\$15,664,560	\$0	\$0
CN	Other	\$0	\$0	\$0	\$0	\$21,702,240
CN AC	Federal - AC OTHER		\$0	\$0	\$0	\$177,322,376

MPO	Northern Virginia					
UPC NO	115549	SCOPE	Reconstruction w/ Added Capacity			
SYSTEM	Primary	JURISDICTION	Fairfax County	OVERSIGHT	NFO	
PROJECT	#SMART20 - RICHMOND HIGHWAY- BUS RAPID TRANSIT - ROAD WORK			ADMIN BY	DRPT	
DESCRIPTION	FROM: FORT BELVOIR TO: HUNTINGTON METRORAIL STATION					
PROGRAM NOTE	Includes Child UPC 115550					
ROUTE/STREET	RICHMOND HIGHWAY (0001)			TOTAL COST	\$544,800,000	
	FUND SOURCE	MATCH	FY21	FY22	FY23	FY24
PE	Federal - AC CONVERSION	\$8,608,396	\$8,082,402	\$7,083,427	\$17,794,199	\$32,163,839
CN	Other	\$0	\$149,132,622	\$0	\$0	\$0
CN AC	Federal - AC OTHER	\$0	\$19,497,175	\$0	\$0	\$0

MPO	Northern Virginia					
UPC NO	T10671	SCOPE	Transit			
SYSTEM	Primary	JURISDICTION	Prince William County	OVERSIGHT	FO	
PROJECT	VRE Rippon Platforms			ADMIN BY	Locally	
DESCRIPTION	FROM: Farm Creek Drive TO: Rippon Boulevard					
PROGRAM NOTE	All funding obligated based on current allocations/estimate.					
ROUTE/STREET	JEFFERSON DAVIS HIGHWAY (0001)			TOTAL COST	\$6,634,793	
	FUND SOURCE	MATCH	FY21	FY22	FY23	FY24
		\$0	\$0	\$0	\$0	\$0

MPO	Northern Virginia					
UPC NO	16422	SCOPE	Bridge Replacement w/o Added Capacity			
SYSTEM	Primary	JURISDICTION	Prince William County	OVERSIGHT	NFO	
PROJECT	REPLACE AND WIDEN BRIDGE AND APPROACHES AT NEABSCO CREEK			ADMIN BY	VDOT	
DESCRIPTION	FROM: 0.117 MI S CARDINAL DRIVE TO: 0.131 MI N BLACKBURN ROAD (0.4330 MI)					
PROGRAM NOTE	All funds obligated based on current allocation/estimate. Waiting Financial Closure					
ROUTE/STREET	JEFF DAVIS HWY (0001)			TOTAL COST	\$36,834,922	
	FUND SOURCE	MATCH	FY21	FY22	FY23	FY24
		\$0	\$0	\$0	\$0	\$0

MPO	Northern Virginia					
UPC NO	104303	SCOPE	Reconstruction w/ Added Capacity			
SYSTEM	Primary	JURISDICTION	Prince William County	OVERSIGHT	NFO	
PROJECT	#HB2.FY17 WIDEN ROUTE 1 TO SIX LANES			ADMIN BY	Locally	
DESCRIPTION	FROM: FEATHERSTONE ROAD TO: MARY'S WAY (1.3360 MI)					
ROUTE/STREET	JEFFERSON DAVIS HIGHWAY (0001)			TOTAL COST	\$84,684,466	
	FUND SOURCE	MATCH	FY21	FY22	FY23	FY24
PE	Federal - RSTP	(\$97,590)	(\$390,360)	\$0	\$0	\$0
RW	Federal - RSTP	\$97,590	\$390,360	\$0	\$0	\$0

MPO	Northern Virginia					
UPC NO	52327	SCOPE	Reconstruction w/ Added Capacity			
SYSTEM	Primary	JURISDICTION	Fairfax County		OVERSIGHT	NFO
PROJECT	RTE 7 - WIDEN TO 6 LANES				ADMIN BY	VDOT
DESCRIPTION	FROM: Rolling Holly Drive (Mile Marker 50.5) TO: 0.15 mi East of Reston Avenue (Mile Marker 51.7) (1.1720 MI)					
PROGRAM NOTE	All funds obligated based on current allocations/estimate					
ROUTE/STREET	LEESBURG PIKE (0007)				TOTAL COST	\$33,099,049
	FUND SOURCE	MATCH	FY21	FY22	FY23	FY24
			\$0	\$0	\$0	\$0

MPO	Northern Virginia					
UPC NO	99478	SCOPE	Reconstruction w/ Added Capacity			
SYSTEM	Primary	JURISDICTION	Fairfax County		OVERSIGHT	FO
PROJECT	#HB2.FY17 RTE 7 CORRIDOR IMPROVEMENTS - PHASE 1 and PHASE 2				ADMIN BY	VDOT
DESCRIPTION	FROM: Reston Avenue TO: Jarrett Valley Drive (6.8100 MI)					
PROGRAM NOTE	Includes \$2,830,348 GARVEE Debt Service Principal Prev, \$2,440,756 GARVEE Debt Service Principal FFY21, \$2,673,861 GARVEE Debt Service Principal FFY22, \$2,809,741 GARVEE Debt Service Principal FFY23, \$4,345,290 GARVEE Debt Service Principal FFY24. Total GARVEE Debt Service Principal \$79,094,390. Corresponding Debt Service UPC 110377. Parent to Child UPC 106917.					
ROUTE/STREET	LEESBURG PIKE (0007)				TOTAL COST	\$187,914,112
	FUND SOURCE	MATCH	FY21	FY22	FY23	FY24
RW	Federal - AC CONVERSION	\$0	\$0	\$2,673,861	\$2,809,741	\$3,328,743
	Federal - NHS/NHPP	\$0	\$2,440,756	\$0	\$0	\$0
RW TOTAL		\$0	\$2,440,756	\$2,673,861	\$2,809,741	\$3,328,743
RW AC	Federal - AC	\$0	\$8,812,345	\$0	\$0	\$0
CN	Federal - AC CONVERSION	\$2,874,737	\$0	\$6,000,000	\$5,498,946	\$1,016,548
	Federal - HIP/F	\$0	\$926,522	\$0	\$0	\$0
	Federal - STP/STBG	\$0	\$3,837,886	\$0	\$0	\$0
CN TOTAL		\$2,874,737	\$4,764,408	\$6,000,000	\$5,498,946	\$1,016,548
CN AC	Federal - AC	\$2,874,737	\$75,285,426	\$0	\$0	\$0
	Federal - AC OTHER	\$0	\$40,840,577	\$0	\$0	\$0
CN AC		\$2,874,737	\$116,126,003	\$0	\$0	\$0

MPO	Northern Virginia					
UPC NO	100478	SCOPE	New Construction Roadway			
SYSTEM	Primary	JURISDICTION	Fairfax County		OVERSIGHT	FO
PROJECT	TYSONS CORNER ROADWAY IMPROVEMENTS				ADMIN BY	Locally
DESCRIPTION	FROM: Throughout Tysons Corner Area TO: Chainbridge Road					
ROUTE/STREET	LEESBURG PIKE (0007)				TOTAL COST	\$524,790
	FUND SOURCE	MATCH	FY21	FY22	FY23	FY24
			\$0	\$0	\$0	\$0

MPO	Northern Virginia					
UPC NO	106917	SCOPE	Reconstruction w/ Added Capacity			
SYSTEM	Primary	JURISDICTION	Fairfax County		OVERSIGHT	FO
PROJECT	#HB2.FY17 RTE 7 CORRIDOR IMPROVEMENTS - PHASE 2				ADMIN BY	VDOT
DESCRIPTION	FROM: Reston Avenue TO: Jarrett Valley Drive (3.2500 MI)					
PROGRAM NOTE	Includes \$3,413,899 GARVEE Debt Service Principal Prev, \$1,508,807 GARVEE Debt Service Principal FFY21, \$1,693,307 GARVEE Debt Service Principal FFY22, \$1,779,231 GARVEE Debt Service Principal FFY23, \$2,141,298 GARVEE Debt Service Principal FFY24, \$31,734,668 GARVEE Debt Service Principal FFY22-38. Total GARVEE Debt Service Principal \$36,657,373. Corresponding Debt Service UPC 110378.					
ROUTE/STREET	LEESBURG PIKE (0007)				TOTAL COST	\$125,957,626
	FUND SOURCE	MATCH	FY21	FY22	FY23	FY24
RW	Federal - AC CONVERSION	\$0	\$0	\$1,693,307	\$1,779,231	\$2,141,298
	Federal - NHS/NHPP	\$0	\$1,508,807	\$0	\$0	\$0
RW TOTAL		\$0	\$1,508,807	\$1,693,307	\$1,779,231	\$2,141,298
RW AC	Federal - AC	\$0	\$12,200,341	\$0	\$0	\$0
CN	Federal - RSTP	\$10,983,128	\$43,932,511	\$0	\$0	\$0
CN AC	Federal - AC	\$0	\$24,457,032	\$0	\$0	\$0
	Federal - AC OTHER	\$0	\$29,461,908	\$0	\$0	\$0
CN AC		\$0	\$53,918,940	\$0	\$0	\$0

MPO	Northern Virginia					
UPC NO	110377	SCOPE				
SYSTEM	Primary	JURISDICTION	Fairfax County		OVERSIGHT	NFO
PROJECT	#HB2.FY17 RTE 7 CORR RR IMPVEMENT PH 1&2 GARVEE DEBT SERVICE				ADMIN BY	VDOT
DESCRIPTION						
PROGRAM NOTE	Includes \$3,719,584 GARVEE Debt Service Interest Prev, \$2,161,864 GARVEE Debt Service Interest FFY21, \$2,152,937 GARVEE Debt Service Interest FFY22, \$2,020,249 GARVEE Debt Service Interest FFY23, \$3,061,782 GARVEE Debt Service Interest FFY24, \$18,295,863 GARVEE Debt Service Interest FFY25-38. Total GARVEE Debt Service Interest \$31,412,279. Corresponding CN UPC 99478.					
ROUTE/STREET	0007				TOTAL COST	\$31,412,279
	FUND SOURCE	MATCH	FY21	FY22	FY23	FY24
PE	Federal - AC CONVERSION	\$0	\$0	\$2,152,937	\$2,020,249	\$3,061,782
	Federal - NHS/NHPP	\$0	\$2,161,864	\$0	\$0	\$0
PE TOTAL		\$0	\$2,161,864	\$2,152,937	\$2,020,249	\$3,061,782
PE AC	Federal - AC	\$0	\$25,530,831	\$0	\$0	\$0

MPO	Northern Virginia					
UPC NO	110378	SCOPE				
SYSTEM	Primary	JURISDICTION	Fairfax County		OVERSIGHT	NFO
PROJECT	#HB2.FY17 RT 7 CORRIDOR IMPR PHASE 2 GARVEE DEBT SERVICE				ADMIN BY	VDOT
DESCRIPTION						
PROGRAM NOTE	Includes \$3,102,055 GARVEE Debt Service Interest Prev, \$1,245,092 GARVEE Debt Service Interest FFY21, \$1,280,289 GARVEE Debt Service Interest FFY22, \$1,198,609 GARVEE Debt Service Interest FFY23, \$1,339,687 GARVEE Debt Service Interest FFY24, \$7,083,448 GARVEE Debt Service Interest FFY25-38. Total GARVEE Debt Service Interest \$15,249,180. Corresponding CN UPC 106917.					
ROUTE/STREET	0007				TOTAL COST	\$15,249,180
	FUND SOURCE	MATCH	FY21	FY22	FY23	FY24
PE	Federal - AC CONVERSION	\$0	\$0	\$1,280,289	\$1,198,609	\$1,339,687
	Federal - NHS/NHPP	\$0	\$1,245,092	\$0	\$0	\$0
PE TOTAL		\$0	\$1,245,092	\$1,280,289	\$1,198,609	\$1,339,687
PE AC	Federal - AC	\$0	\$10,902,033	\$0	\$0	\$0

MPO	Northern Virginia					
UPC NO	105584	SCOPE	Bridge, New Construction			
SYSTEM	Primary	JURISDICTION	Loudoun County		OVERSIGHT	NFO
PROJECT	ROUTE 7/GEORGE WASHINGTON BLVD OVERPASS				ADMIN BY	VDOT
DESCRIPTION	FROM: 0.270 MI. S. OF INT. RESEARCH PLACE TO: 0.004 MI. S. OF INT. RESEARCH PLACE (0.2650 MI)					
ROUTE/STREET	HARRY BIRD HIGHWAY (0007)				TOTAL COST	\$27,339,072
	FUND SOURCE	MATCH	FY21	FY22	FY23	FY24
CN	Federal - AC CONVERSION	\$0	\$2,400,000	\$0	\$0	\$0

MPO	Northern Virginia					
UPC NO	111666	SCOPE	Reconstruction w/ Added Capacity			
SYSTEM	Primary	JURISDICTION	Loudoun County		OVERSIGHT	NFO
PROJECT	#SMART18 - ROUTE 7/ROUTE 690 INTERCHANGE				ADMIN BY	Locally
DESCRIPTION	FROM: Route 7 TO: Route 690 (0.1000 MI)					
ROUTE/STREET	ROUTE 7 AND ROUTE 690 (0007)				TOTAL COST	\$35,544,380
	FUND SOURCE	MATCH	FY21	FY22	FY23	FY24
RW	Federal - STP/STBG	\$0	\$602,000	\$0	\$0	\$0
CN	Federal - STP/STBG	\$0	\$0	\$0	\$0	\$8,962,900
CN AC	Federal - AC OTHER	\$0	\$0	\$0	\$0	\$22,031,480

MPO	Northern Virginia					
UPC NO	114014	SCOPE	Reconstruction w/ Added Capacity			
SYSTEM	Primary	JURISDICTION	Loudoun County		OVERSIGHT	NFO
PROJECT	NVTA - ROUTE 15 WIDENING FROM TWO TO FOUR LANES				ADMIN BY	Locally
DESCRIPTION	FROM: Int. Battlefield Parkway TO: 0.2 mi. north Rte 661 Montessor Road (3.7000 MI)					
ROUTE/STREET	JAMES MONROE HIGHWAY (0015)				TOTAL COST	\$81,163,683
	FUND SOURCE	MATCH	FY21	FY22	FY23	FY24
CN	Other	\$0	\$0	\$0	\$57,476,000	\$0

MPO	Northern Virginia					
UPC NO	T17496	SCOPE	Reconstruction w/ Added Capacity			
SYSTEM	Primary	JURISDICTION	Prince William County		OVERSIGHT	NFO
PROJECT	RTE 15 IMPROVEMENT WITH RAILROAD OVERPASS				ADMIN BY	Locally
DESCRIPTION	FROM: 1000' north of the tracks (just south of Route 55 in the Tow TO: 1200' south of the tracks (0.6000 MI)					
ROUTE/STREET	JAMES MADISON HWY (0015)				TOTAL COST	\$45,000,000
	FUND SOURCE	MATCH	FY21	FY22	FY23	FY24
PE	Federal - RSTP	\$1,039,000	\$0	\$4,156,000	\$0	\$0
RW	Federal - RSTP	\$413,000	\$0	\$0	\$0	\$1,652,000

MPO	Northern Virginia					
UPC NO	102891	SCOPE	Transit			
SYSTEM	Primary	JURISDICTION	Fairfax County		OVERSIGHT	FO
PROJECT	INNOVATION CENTER METRORAIL STATION				ADMIN BY	DRPT
DESCRIPTION	FROM: At Metrorail Station TO: On Route 28					
PROGRAM NOTE	All funds obligated based on current allocations/estimate					
ROUTE/STREET	SULLY ROAD (0028)				TOTAL COST	\$83,000,000
	FUND SOURCE	MATCH	FY21	FY22	FY23	FY24
		\$0	\$0	\$0	\$0	\$0

MPO	Northern Virginia					
UPC NO	108720	SCOPE	Reconstruction w/ Added Capacity			
SYSTEM	Primary	JURISDICTION	Fairfax County		OVERSIGHT	NFO
PROJECT	#HB2.FY17 WIDEN RT 28 FROM 4 TO 6 LANES DIVIDED				ADMIN BY	Locally
DESCRIPTION	FROM: PRINCE WILLIAM COUNTY LINE TO: OLD CENTRVILLE ROAD (2.3400 MI)					
ROUTE/STREET	CENTREVILLE ROAD (0028)				TOTAL COST	\$86,480,000
	FUND SOURCE	MATCH	FY21	FY22	FY23	FY24
CN	Federal - AC CONVERSION	\$0	\$2,748,729	\$0	\$0	\$0

MPO	Northern Virginia					
UPC NO	68627	SCOPE	Bridge Replacement w/ Added Capacity			
SYSTEM	Primary	JURISDICTION	Prince William County		OVERSIGHT	NFO
PROJECT	RTE 28 - BRIDGE REPLACEMENT OVER BROAD RUN				ADMIN BY	VDOT
DESCRIPTION	FROM: 0.280 MILE WEST BROAD RUN TO: 0.302 MILE EAST BROAD RUN (0.5820 MI)					
ROUTE/STREET	0028				TOTAL COST	\$12,810,770
	FUND SOURCE	MATCH	FY21	FY22	FY23	FY24
RW	Federal - RSTP	\$9,910	\$39,640	\$0	\$0	\$0

MPO	Northern Virginia					
UPC NO	92080	SCOPE	Reconstruction w/ Added Capacity			
SYSTEM	Primary	JURISDICTION	Prince William County		OVERSIGHT	NFO
PROJECT	RT 28 WIDEN TO 6 LNS & RT 215 REALIGN (Ph1) & TO 4 LNS (Ph2)				ADMIN BY	Locally
DESCRIPTION	FROM: Fitzwater Dr. (Rt 652) TO: Linton Hall Road Rte. 619 (3.2840 MI)					
ROUTE/STREET	NOKESVILLE ROAD - RTE. 28 (0028)				TOTAL COST	\$43,846,252
	FUND SOURCE	MATCH	FY21	FY22	FY23	FY24
CN	Federal - RSTP	(\$209,707)	(\$838,828)	\$0	\$0	\$0

MPO	Northern Virginia					
UPC NO	105482	SCOPE	Traffic Management/Engineering			
SYSTEM	Primary	JURISDICTION	Prince William County		OVERSIGHT	NFO
PROJECT	ROUTE 28 STUDY				ADMIN BY	VDOT
DESCRIPTION	FROM: Sudley Road TO: I-66 (7.0000 MI)					
ROUTE/STREET	0028				TOTAL COST	\$2,510,261
	FUND SOURCE	MATCH	FY21	FY22	FY23	FY24
PE AC	Federal - AC OTHER	\$0	\$8,502	\$0	\$0	\$0

MPO	Northern Virginia					
UPC NO	110329	SCOPE	Reconstruction w/ Added Capacity			
SYSTEM	Primary	JURISDICTION	Fairfax County		OVERSIGHT	NFO
PROJECT	#SMART18 - ROUTE 29 WIIDENING - PH II				ADMIN BY	VDOT
DESCRIPTION	FROM: 0.208 Mile West of Union Mill Road (Rte 659) TO: 0.460 Mile East of Buckley's Gate Drive (2.1370 MI)					
PROGRAM NOTE	Includes \$655,059 GARVEE Debt Service Principal, \$259,128 GARVEE Debt Service Principal FFY21, \$794,732 GARVEE Debt Service Principal FFY22, \$2,402,982 GARVEE Debt Service Principal FFY24. Total GARVEE Debt Service Principal \$47,615,364. Corresponding Debt Service UPC 111986.					
ROUTE/STREET	ROUTE 29 LEE HIGHWAY (0029)				TOTAL COST	\$85,874,707
	FUND SOURCE	MATCH	FY21	FY22	FY23	FY24
PE	Federal - AC CONVERSION	\$0	\$0	\$794,732	\$2,402,982	\$1,378,022
	Federal - NHS/NHPP	\$0	\$259,128	\$0	\$0	\$0
PE TOTAL		\$0	\$259,128	\$794,732	\$2,402,982	\$1,378,022
PE AC	Federal - AC	\$0	\$4,575,736	\$0	\$0	\$0
RW	Federal - AC CONVERSION	\$0	\$0	\$0	\$1,129,590	\$0
RW AC	Federal - AC	\$0	\$25,019,837	\$0	\$0	\$0
CN AC	Federal - AC	\$0	\$15,813,937	\$0	\$0	\$0
	Federal - AC OTHER	\$0	\$38,259,343	\$0	\$0	\$0
CN AC		\$0	\$54,073,280	\$0	\$0	\$0

MPO	Northern Virginia					
UPC NO	111986	SCOPE				
SYSTEM	Primary	JURISDICTION	Fairfax County		OVERSIGHT	NFO
PROJECT	#SMART18 - ROUTE 29 WIIDENING - PH II GARVEE DEBT SERVICE				ADMIN BY	VDOT
DESCRIPTION						
PROGRAM NOTE	Includes \$627,819 GARVEE Debt Service Interest Prev, \$203,711 GARVEE Debt Service Interest FFY21, \$725,157 GARVEE Debt Service Interest FFY22, \$1,898,515 GARVEE Debt Service Interest FFY23, \$1,848,903 GARVEE Debt Service Interest FFY24, \$12,258,188 GARVEE Debt Service Interest FFY25-37. Total GARVEE Debt Service Interest \$17,562,293. Corresponding CN UPC 110326					
ROUTE/STREET	0029				TOTAL COST	\$11,004,944
	FUND SOURCE	MATCH	FY21	FY22	FY23	FY24
PE	Federal - AC CONVERSION	\$0	\$0	\$725,157	\$1,898,515	\$1,848,903
	Federal - NHS/NHPP	\$0	\$203,711	\$0	\$0	\$0
PE TOTAL		\$0	\$203,711	\$725,157	\$1,898,515	\$1,848,903
PE AC	Federal - AC	\$0	\$16,730,763	\$0	\$0	\$0

MPO	Northern Virginia					
UPC NO	68757	SCOPE	Reconstruction w/ Added Capacity			
SYSTEM	Primary	JURISDICTION	Northern Virginia District-wide		OVERSIGHT	NFO
PROJECT	WIDEN TO 6-LANES FROM SULLY ROAD (RT 28) TO POLAND ROAD				ADMIN BY	VDOT
DESCRIPTION	FROM: VA RTE 742 (POLAND RD) TO: VA RTE 28 (SULLY RD) (3.6000 MI)					
PROGRAM NOTE	Waiting Financial Closure.					
ROUTE/STREET	0050				TOTAL COST	\$95,411,444
	FUND SOURCE	MATCH	FY21	FY22	FY23	FY24
PE	Federal - STP/STBG	\$0	(\$168,190)	\$0	\$0	\$0
RW	Federal - RSTP	(\$1,448,029)	(\$5,792,114)	\$0	\$0	\$0
CN AC	Federal - AC OTHER	\$0	\$57,606,270	\$0	\$0	\$0

MPO	Northern Virginia					
UPC NO	14693	SCOPE	Reconstruction w/o Added Capacity			
SYSTEM	Primary	JURISDICTION	Prince William County		OVERSIGHT	FO
PROJECT	CONSTRUCT INTERCHANGE @ ROUTE 1/123 IN PWC (PE & RW only)				ADMIN BY	VDOT
DESCRIPTION	FROM: 0.51 Miles South of Occoquan Road (MP 175.1) TO: 0.11 Miles North of Annapolis Way (MP 176.4) (1.2940 MI)					
PROGRAM NOTE	All funds obligated based on current allocations/estimate					
ROUTE/STREET	GORDON BLVD (0123)				TOTAL COST	\$98,170,176
	FUND SOURCE	MATCH	FY21	FY22	FY23	FY24
		\$0	\$0	\$0	\$0	\$0

MPO	Northern Virginia					
UPC NO	94102	SCOPE	Reconstruction w/ Added Capacity			
SYSTEM	Primary	JURISDICTION	Prince William County		OVERSIGHT	FO
PROJECT	Construction Phase-I (Route 1 Widening only)				ADMIN BY	VDOT
DESCRIPTION	FROM: 0.569 Miles S. of Occoquan Rd TO: 0.113 Miles N. of Annapolis Way (1.2450 MI)					
PROGRAM NOTE	All funds oblig'd based on current allocations/estimate					
ROUTE/STREET	GORDON BLVD (0123)				TOTAL COST	\$56,414,422
	FUND SOURCE	MATCH	FY21	FY22	FY23	FY24
		\$0	\$0	\$0	\$0	\$0

MPO	Northern Virginia					
UPC NO	112815	SCOPE	New Construction Roadway			
SYSTEM	Primary	JURISDICTION	Prince William County		OVERSIGHT	NFO
PROJECT	PRINCE WILLIAM PARKWAY INTERCHANGE @ REALIGNED BALLS FORD RD				ADMIN BY	Locally
DESCRIPTION	FROM: 0.6 Mi. S. of Existing Balls Ford Road (Rte 621) TO: Existing Balls Ford Road (Rte 621) (0.6000 MI)					
ROUTE/STREET	PRINCE WILLIAM PARKWAY (0234)				TOTAL COST	\$145,000,000
	FUND SOURCE	MATCH	FY21	FY22	FY23	FY24
CN	Other	\$0	\$118,100,000	\$0	\$0	\$0

MPO	Northern Virginia					
UPC NO	77404	SCOPE	Reconstruction w/ Added Capacity			
SYSTEM	Primary	JURISDICTION	Fairfax County		OVERSIGHT	NFO
PROJECT	MULLIGAN ROAD - REALIGN RTE 235 AND WIDEN RTE 619				ADMIN BY	Locally
DESCRIPTION	FROM: MOUNT VERNON HIGHWAY/ROUTE 1 TO: ROUTE 611 (TELEGRAPH ROAD) (2.3500 MI)					
PROGRAM NOTE	All funds obligated based on current allocations/estimate. Waiting Financial Closure					
ROUTE/STREET	MULLIGAN ROAD (0235)				TOTAL COST	\$41,983,499
	FUND SOURCE	MATCH	FY21	FY22	FY23	FY24
		\$0	\$0	\$0	\$0	\$0

MPO	Northern Virginia					
UPC NO	107937	SCOPE	Reconstruction w/ Added Capacity			
SYSTEM	Primary	JURISDICTION	Fairfax County		OVERSIGHT	NFO
PROJECT	RTE 286 (FAIRFAX COUNTY PARKWAY) - WIDEN FROM 4 TO 6 LANES				ADMIN BY	VDOT
DESCRIPTION	FROM: Ox Road (Route 123) TO: 2000 feet North of Lee Highway (Route 29) (5.6000 MI)					
ROUTE/STREET	FAIRFAX COUNTY PARKWAY (0286)				TOTAL COST	\$130,200,000
	FUND SOURCE	MATCH	FY21	FY22	FY23	FY24
PE	Federal - AC CONVERSION	\$1,100,000	\$0	\$2,000,000	\$2,400,000	\$0
PE AC	Federal - AC	\$1,100,000	\$4,400,000	\$0	\$0	\$0
	Federal - AC OTHER	\$0	\$2,500,000	\$0	\$0	\$0
PE AC		\$1,100,000	\$6,900,000	\$0	\$0	\$0
RW AC	Federal - AC OTHER	\$0	\$0	\$9,700,000	\$0	\$0

MPO	Northern Virginia					
UPC NO	111725	SCOPE	Reconstruction w/ Added Capacity			
SYSTEM	Primary	JURISDICTION	Fairfax County		OVERSIGHT	NFO
PROJECT	#SMART18 - VA 286 - POPES HEAD ROAD INTERCHANGE				ADMIN BY	VDOT
DESCRIPTION	FROM: 0.12 Mi. S. of Rte. 645 Popes Head Road TO: 0.06 Mi. N. of Rte. 654 Popes Head Road (0.1800 MI)					
PROGRAM NOTE	Includes \$186,582 GARVEE Debt Service Principal FFY22, \$2,417,720 GARVEE Debt Service Principal FFY23, \$2,516,237 GARVEE Debt Service Principal. Total GARVEE Debt Service Principal \$48,668,682. Corresponding Debt Service UPC 111987.					
ROUTE/STREET	FAIRFAX COUNTY PARKWAY (0286)				TOTAL COST	\$64,303,070
	FUND SOURCE	MATCH	FY21	FY22	FY23	FY24
RW	Federal - AC CONVERSION	\$0	\$0	\$0	\$2,417,720	\$2,516,237
	Federal - NHS/NHPP	\$0	\$0	\$186,582	\$0	\$0
RW TOTAL		\$0	\$0	\$186,582	\$2,417,720	\$2,516,237
RW AC	Federal - AC	\$0	\$0	\$9,513,418	\$0	\$0
CN AC	Federal - AC	\$0	\$0	\$0	\$38,968,682	\$0
	Federal - AC OTHER	\$0	\$0	\$0	\$13,744,700	\$0
CN AC		\$0	\$0	\$0	\$52,713,382	\$0

MPO	Northern Virginia					
UPC NO	111987	SCOPE				
SYSTEM	Primary	JURISDICTION	Fairfax County		OVERSIGHT	NFO
PROJECT	#SMART18 - VA286 POPES HEAD RD INTERCHGE GARVEE DEBT SERVICE				ADMIN BY	VDOT
DESCRIPTION	FROM: Various TO: Various					
PROGRAM NOTE	Includes \$190,854 GARVEE Debt Service Interest FFY22, \$1,874,106 GARVEE Debt Service Interest FFY23, \$1,853,766 GARVEE Debt Service Interest FFY24, \$12,895,841 GARVEE Debt Service Interest FFY25-37. Total GARVEE Debt Service Interest \$16,814,567. Corresponding CN UPC 111725					
ROUTE/STREET	VARIOUS (0286)				TOTAL COST	\$16,814,567
	FUND SOURCE	MATCH	FY21	FY22	FY23	FY24
PE	Federal - AC CONVERSION	\$0	\$0	\$0	\$1,874,106	\$1,853,766
	Federal - NHS/NHPP	\$0	\$0	\$190,854	\$0	\$0
PE TOTAL		\$0	\$0	\$190,854	\$1,874,106	\$1,853,766
PE AC	Federal - AC	\$0	\$0	\$16,623,713	\$0	\$0

MPO	Northern Virginia					
UPC NO	99481	SCOPE	Reconstruction w/ Added Capacity			
SYSTEM	Primary	JURISDICTION	Loudoun County	OVERSIGHT	FO	
PROJECT	Route 7 / Belmont Ridge Road (Route 659) Interchange			ADMIN BY	Locally	
DESCRIPTION	FROM: 0.7 Miles West of Rte. 659 TO: 0.8 Miles East of Rte. 659 (1.4680 MI)					
PROGRAM NOTE	All funding obligated based on current allocations/estimate.					
ROUTE/STREET	HARRY BYRD HIGHWAY (6007)			TOTAL COST	\$84,092,962	
	FUND SOURCE	MATCH	FY21	FY22	FY23	FY24
CN AC	Federal - AC OTHER	\$0	\$50,967,418	\$0	\$0	\$0

MPO	Northern Virginia					
UPC NO	14719	SCOPE	New Construction Roadway			
SYSTEM	Primary	JURISDICTION	Fairfax County	OVERSIGHT	FO	
PROJECT	FAIRFAX COUNTY PARKWAY - CONSTRUCT 4 LANES			ADMIN BY	VDOT	
DESCRIPTION	FROM: NEWINGTON ROAD TO: 0.23 MILE WEST OF TELEGRAPH ROAD					
PROGRAM NOTE	Waiting Financial Closure.					
ROUTE/STREET	FAIRFAX CO PKWY (R000)			TOTAL COST	\$23,874,280	
	FUND SOURCE	MATCH	FY21	FY22	FY23	FY24
		\$0	\$0	\$0	\$0	\$0

Northern Virginia District Secondary Projects

MPO	Northern Virginia					
UPC NO	115562	SCOPE	Facilities for Pedestrians and Bicycles			
SYSTEM	Secondary	JURISDICTION	Arlington County		OVERSIGHT	NFO
PROJECT	CONNECTOR BRIDGE CRYSTAL CITY TO WASHINGTON NATIONAL AIRPORT				ADMIN BY	Locally
DESCRIPTION	FROM: Crystal City - Crystal Drive to VRE Station, TO: Metrorail Station Wash DC Airport					
PROGRAM NOTE	All funding obligated based on current allocations/estimate.					
ROUTE/STREET	CRYSTAL DRIVE (9999)				TOTAL COST	\$9,500,000
	FUND SOURCE	MATCH	FY21	FY22	FY23	FY24
		\$0	\$0	\$0	\$0	\$0

MPO	Northern Virginia					
UPC NO	T21255	SCOPE	Safety			
SYSTEM	Secondary	JURISDICTION	Fairfax County		OVERSIGHT	NFO
PROJECT	BRADDOCK ROAD S-CURVE				ADMIN BY	VDOT
DESCRIPTION	FROM: Braddock Rd (appx. .04 mi W of Tre Towers Ct) TO: Old Lee Road (L)					
ROUTE/STREET	BRADDOCK ROAD (0620)				TOTAL COST	\$3,695,000
	FUND SOURCE	MATCH	FY21	FY22	FY23	FY24
PE	Federal - HIP/F	\$0	\$0	\$0	\$550,000	\$0

MPO	Northern Virginia					
UPC NO	115604	SCOPE	Facilities for Pedestrians and Bicycles			
SYSTEM	Secondary	JURISDICTION	Fairfax County		OVERSIGHT	NFO
PROJECT	COMPTON ROAD SHARED USE PATH				ADMIN BY	VDOT
DESCRIPTION	FROM: Cub Run Stream Valley Trail TO: Bull Run Special Events Center Access Road (0.1600 MI)					
PROGRAM NOTE	All funding obligated based on current allocations/estimate.					
ROUTE/STREET	COMPTON ROAD (0658)				TOTAL COST	\$4,500,000
	FUND SOURCE	MATCH	FY21	FY22	FY23	FY24
		\$0	\$0	\$0	\$0	\$0

MPO	Northern Virginia					
UPC NO	110740	SCOPE	Facilities for Pedestrians and Bicycles			
SYSTEM	Secondary	JURISDICTION	Fairfax County		OVERSIGHT	NFO
PROJECT	EDSALL ROAD WALKWAY				ADMIN BY	VDOT
DESCRIPTION	FROM: Cherokee Avenue TO: 200 feet N of Beryl Road (0.5000 MI)					
PROGRAM NOTE	Child Project of parent UPC 103316. Linked with UPC 108361, 110728, 110729, 110604, 110605. All funds obligated based on current allocations/estimate					
ROUTE/STREET	EDSALL ROAD (0648)				TOTAL COST	\$4,000,000
	FUND SOURCE	MATCH	FY21	FY22	FY23	FY24
		\$0	\$0	\$0	\$0	\$0

MPO	Northern Virginia					
UPC NO	4700	SCOPE	New Construction Roadway			
SYSTEM	Secondary	JURISDICTION	Fairfax County	OVERSIGHT	FO	
PROJECT	Fairfax Cty Pkwy Extension Project			ADMIN BY	VDOT	
DESCRIPTION	FROM: ROLLING ROAD TO: FULLERTON ROAD (1.5500 MI)					
PROGRAM NOTE	Waiting Financial Closure.					
ROUTE/STREET	FAIRFAX CO. PKWY (7100)			TOTAL COST	\$56,448,890	
	FUND SOURCE	MATCH	FY21	FY22	FY23	FY24
		\$0	\$0	\$0	\$0	\$0

MPO	Northern Virginia					
UPC NO	52404	SCOPE	Reconstruction w/o Added Capacity			
SYSTEM	Secondary	JURISDICTION	Fairfax County	OVERSIGHT	FO	
PROJECT	RTE 7100 - FAIRFAX COUNTY PRKWY - CONSTR INTRCHNG-PE/RW ONLY			ADMIN BY	VDOT	
DESCRIPTION	AT FAIR LAKES PARKWAY (ROUTE 7700) (3.1800 MI)					
PROGRAM NOTE	WAITING FINANCIAL CLOSURE					
ROUTE/STREET	FAIRFAX COUNTY PARKWAY (7100)			TOTAL COST	\$11,195,202	
	FUND SOURCE	MATCH	FY21	FY22	FY23	FY24
PE AC	Federal - AC OTHER	\$0	\$2,641,131	\$0	\$0	\$0
RW AC	Federal - AC OTHER	\$0	\$18,413	\$0	\$0	\$0

MPO	Northern Virginia					
UPC NO	106742	SCOPE	Reconstruction w/ Added Capacity			
SYSTEM	Secondary	JURISDICTION	Fairfax County	OVERSIGHT	NFO	
PROJECT	FRONTIER DRIVE EXTENSION AND BRAIDED RAMPS			ADMIN BY	VDOT	
DESCRIPTION	FROM: Franconia Springfield Parkway TO: Loisdale Road (1.2700 MI)					
ROUTE/STREET	FRONTIER DRIVE (2677)			TOTAL COST	\$140,000,000	
	FUND SOURCE	MATCH	FY21	FY22	FY23	FY24
PE AC	Federal - AC OTHER	\$0	\$10,000,000	\$0	\$0	\$0

MPO	Northern Virginia					
UPC NO	106274	SCOPE	Other			
SYSTEM	Secondary	JURISDICTION	Fairfax County	OVERSIGHT	NFO	
PROJECT	SPRINGFIELD CBC COMMUTER PARKING GARAGE			ADMIN BY	Locally	
DESCRIPTION	FROM: 0.06 mile West of Springfield Blvd TO: Springfield blvd (0.0600 MI)					
ROUTE/STREET	OLD KEENE MILL ROAD (0644)			TOTAL COST	\$63,810,000	
	FUND SOURCE	MATCH	FY21	FY22	FY23	FY24
PE	Federal - CMAQ	(\$56,491)	(\$225,964)	\$0	\$0	\$0
RW	Federal - CMAQ	(\$98,000)	(\$392,000)	\$0	\$0	\$0
CN AC	Federal - AC OTHER	\$0	\$7,515,038	\$0	\$0	\$0

MPO	Northern Virginia					
UPC NO	5559	SCOPE	Reconstruction w/ Added Capacity			
SYSTEM	Secondary	JURISDICTION	Fairfax County		OVERSIGHT	NFO
PROJECT	ROLLING ROAD - RTE 638 - WIDEN TO 4 LANES - PH II				ADMIN BY	VDOT
DESCRIPTION	FROM: 0.369 MI. N. RTE. 286 (FAIRFAX COUNTY PARKWAY) TO: RTE. 6723 (KENWOOD AVENUE) (1.3860 MI)					
ROUTE/STREET	ROLLING ROAD (0638)				TOTAL COST	\$73,220,039
	FUND SOURCE	MATCH	FY21	FY22	FY23	FY24
RW	Federal - RSTP	\$2,338,003	\$0	\$9,352,011	\$0	\$0
	Other	\$5,788,761	\$0	\$0	\$5,788,761	\$0
RW TOTAL		\$8,126,764	\$0	\$9,352,011	\$5,788,761	\$0
RW AC	Federal - AC	\$40,801	\$163,202	\$0	\$0	\$0
CN	Federal - BR	\$10,214	\$0	\$0	\$40,856	\$0
	Other	\$3,465,512	\$0	\$0	\$3,465,512	\$0
CN TOTAL		\$3,475,726	\$0	\$0	\$3,506,368	\$0
CN AC	Federal - AC OTHER	\$0	\$0	\$0	\$35,517,640	\$0

MPO	Northern Virginia					
UPC NO	103907	SCOPE	New Construction Roadway			
SYSTEM	Secondary	JURISDICTION	Fairfax County		OVERSIGHT	NFO
PROJECT	JONES BRANCH CONNECTOR				ADMIN BY	Locally
DESCRIPTION	FROM: Jones Branch Drive (Rte 5062) TO: Dolley Madison Blvd (Rte 123 (0.5700 MI)					
ROUTE/STREET	SCOTTS CROSSING ROAD (RTE. 8102) (8102)				TOTAL COST	\$60,243,721
	FUND SOURCE	MATCH	FY21	FY22	FY23	FY24
PE	Other	\$0	\$1,340,208	\$0	\$0	\$0
RW	Other	\$0	\$63,458	\$0	\$0	\$0
CN	Other	\$13,500,000	\$26,972,054	\$0	\$0	\$0

MPO	Northern Virginia					
UPC NO	112479	SCOPE	New Construction Roadway			
SYSTEM	Secondary	JURISDICTION	Fairfax County		OVERSIGHT	NFO
PROJECT	SOAPSTONE CONNECTOR NEW ROADWAY				ADMIN BY	VDOT
DESCRIPTION	FROM: Sunrise Valley Drive TO: Sunset Hills Road (0.5000 MI)					
ROUTE/STREET	SOAPSTONE CONNECTOR (4720)				TOTAL COST	\$215,900,000
	FUND SOURCE	MATCH	FY21	FY22	FY23	FY24
PE	Other	\$4,600,000	\$4,600,000	\$0	\$0	\$0
RW	Federal - AC CONVERSION	\$3,100,000	\$0	\$3,920,000	\$4,000,000	\$4,480,000
	Other	\$1,936,863	\$1,936,863	\$0	\$0	\$0
RW TOTAL		\$5,036,863	\$1,936,863	\$3,920,000	\$4,000,000	\$4,480,000
RW AC	Federal - AC	\$3,100,000	\$12,400,000	\$0	\$0	\$0
	Federal - AC OTHER	\$0	\$116,626,274	\$0	\$0	\$0
RW AC		\$3,100,000	\$129,026,274	\$0	\$0	\$0

MPO	Northern Virginia					
UPC NO	79679	SCOPE	Safety			
SYSTEM	Secondary	JURISDICTION	Loudoun County		OVERSIGHT	NFO
PROJECT	LEASE COMMUTER PARKING SPACES AT LOWES ISLAND				ADMIN BY	Locally
DESCRIPTION						
PROGRAM NOTE	All funding obligated based on current allocations/estimate					
ROUTE/STREET	9999				TOTAL COST	\$425,000
	FUND SOURCE	MATCH	FY21	FY22	FY23	FY24
		\$0	\$0	\$0	\$0	\$0

MPO	Northern Virginia					
UPC NO	76244	SCOPE	Reconstruction w/ Added Capacity			
SYSTEM	Secondary	JURISDICTION	Loudoun County		OVERSIGHT	NFO
PROJECT	RTE 659 - RECONSTRUCT TO 4 LANES				ADMIN BY	VDOT
DESCRIPTION	FROM: HAY ROAD TO: GLOUCESTER PARKWAY (1.9000 MI)					
PROGRAM NOTE	All funding obligated based on current allocations/estimate					
ROUTE/STREET	BELMONT RIDGE RD (0659)				TOTAL COST	\$52,031,250
	FUND SOURCE	MATCH	FY21	FY22	FY23	FY24
		\$0	\$0	\$0	\$0	\$0

MPO	Northern Virginia					
UPC NO	107953	SCOPE	Reconstruction w/ Added Capacity			
SYSTEM	Secondary	JURISDICTION	Loudoun County		OVERSIGHT	NFO
PROJECT	LOUDOUN COUNTY PKWY INT. AT OLD OX RD / ARCOLA BLVD				ADMIN BY	VDOT
DESCRIPTION	FROM: 0.25 mi. south Rte 842 TO: 0.15 mi. north Rte 842 (0.4000 MI)					
PROGRAM NOTE	All funding obligated based on current allocations/estimate					
ROUTE/STREET	LOUDOUN COUNTY PARKWAY (0607)				TOTAL COST	\$11,470,000
	FUND SOURCE	MATCH	FY21	FY22	FY23	FY24
		\$0	\$0	\$0	\$0	\$0

MPO	Northern Virginia					
UPC NO	106995	SCOPE	New Construction Roadway			
SYSTEM	Secondary	JURISDICTION	Loudoun County		OVERSIGHT	NFO
PROJECT	NORTHSTAR BLVD EXTENSION ROUTE 50 TO TALL CEDARS PKWY				ADMIN BY	Locally
DESCRIPTION	FROM: Route 50 TO: Tall Cedars Parkway (0.6100 MI)					
PROGRAM NOTE	All funding obligated based on current allocations/estimate.					
ROUTE/STREET	NORTHSTAR BLVD (9999)				TOTAL COST	\$37,887,000
	FUND SOURCE	MATCH	FY21	FY22	FY23	FY24
		\$0	\$0	\$0	\$0	\$0

MPO	Northern Virginia					
UPC NO	106994	SCOPE	New Construction Roadway			
SYSTEM	Secondary	JURISDICTION	Loudoun County		OVERSIGHT	
PROJECT	NORTHSTAR BLVD EXTENSION SHREVEPORT DR TO ROUTE 50				ADMIN BY	Locally
DESCRIPTION	FROM: Shreveport Drive TO: Route 50 (1.6000 MI)					
PROGRAM NOTE	All funds obligated based on current allocations/estimate					
ROUTE/STREET	NORTHSTAR BOULEVARD (9999)				TOTAL COST	\$89,997,000
	FUND SOURCE	MATCH	FY21	FY22	FY23	FY24
		\$0	\$0	\$0	\$0	\$0

MPO	Northern Virginia					
UPC NO	97529	SCOPE	Reconstruction w/ Added Capacity			
SYSTEM	Secondary	JURISDICTION	Loudoun County		OVERSIGHT	NFO
PROJECT	Route 606 Loudoun County Parkway/ Old Ox Road Reconstruction				ADMIN BY	VDOT
DESCRIPTION	FROM: Rte 621 TO: Rte 267 (5.2830 MI)					
PROGRAM NOTE	All funds obligated based on current allocation/estimate. Linked with UPC 105064, 105575, 107953					
ROUTE/STREET	OLD OX ROAD (0606)				TOTAL COST	\$76,400,000
	FUND SOURCE	MATCH	FY21	FY22	FY23	FY24
		\$0	\$0	\$0	\$0	\$0

MPO	Northern Virginia					
UPC NO	105064	SCOPE	Reconstruction w/ Added Capacity			
SYSTEM	Secondary	JURISDICTION	Loudoun County		OVERSIGHT	NFO
PROJECT	ROUTE 606 LOUDOUN COUNTY PARKWAY / OLD OX ROAD RECONSTRUCTIO				ADMIN BY	VDOT
DESCRIPTION	FROM: 1.76 mi. west of Rte 267 TO: Int. Rte 267 (1.7600 MI)					
PROGRAM NOTE	All funds obligated based on current allocations/estimate. Linked with UPC 97529, 105575, 107953					
ROUTE/STREET	OLD OX ROAD (0606)				TOTAL COST	\$24,450,000
	FUND SOURCE	MATCH	FY21	FY22	FY23	FY24
CN AC	Federal - AC OTHER	\$0	\$24,450,000	\$0	\$0	\$0

MPO	Northern Virginia					
UPC NO	105575	SCOPE	Transit			
SYSTEM	Secondary	JURISDICTION	Loudoun County		OVERSIGHT	NFO
PROJECT	TURN LANES AND ENTRANCE				ADMIN BY	VDOT
DESCRIPTION	FROM: 0.08 mi. west Rte. 1075 Mercure Circle North TO: 0.08 mi. east Rte 1075 Mercure Circle North (0.1600 MI)					
PROGRAM NOTE	All funds obligated based on current allocations/estimate. Linked with UPC 97529, 105064, 107953					
ROUTE/STREET	OLD OX ROAD (0606)				TOTAL COST	\$581,200
	FUND SOURCE	MATCH	FY21	FY22	FY23	FY24
		\$0	\$0	\$0	\$0	\$0

MPO	Northern Virginia					
UPC NO	105784	SCOPE	New Construction Roadway			
SYSTEM	Secondary	JURISDICTION	Loudoun County		OVERSIGHT	NFO
PROJECT	RIVERSIDE PARKWAY-4 LANE CONSTRUCTION ON NEW ALIGNMENT				ADMIN BY	Locally
DESCRIPTION	FROM: 0.567 Mi W of Loudoun County PKW/GW Blv Intersection TO: 0.103 E. of Loudoun County PKW/GW Blv Intersection (0.6629 MI)					
PROGRAM NOTE	All funds oblig'd based on current allocations/estimate					
ROUTE/STREET	RIVERSIDE PARKWAY (2401)				TOTAL COST	\$23,828,000
	FUND SOURCE	MATCH	FY21	FY22	FY23	FY24
			\$0	\$0	\$0	\$0

MPO	Northern Virginia					
UPC NO	105783	SCOPE	New Construction Roadway			
SYSTEM	Secondary	JURISDICTION	Loudoun County		OVERSIGHT	NFO
PROJECT	STERLING BOULEVARD - 4 LANE CONSTRUCTION ON NEW ALIGNMENT				ADMIN BY	Locally
DESCRIPTION	FROM: MORAN ROAD TO: PACIFIC BOULEVARD (0.9000 MI)					
ROUTE/STREET	STERLING BOULEVARD (0846)				TOTAL COST	\$21,100,000
	FUND SOURCE	MATCH	FY21	FY22	FY23	FY24
RW	Other	\$2,950,000	\$2,950,000	\$0	\$0	\$0
CN	Other	\$6,000,000	\$0	\$0	\$6,000,000	\$0
CN AC	Federal - AC OTHER	\$0	\$0	\$0	\$1,200,000	\$0

MPO	Northern Virginia					
UPC NO	111670	SCOPE	New Construction Roadway			
SYSTEM	Secondary	JURISDICTION	Loudoun County		OVERSIGHT	NFO
PROJECT	#SMART18 - WESTWIND DRIVE (LOUDOUN COUNTY PKWY TO ROUTE 606)				ADMIN BY	Locally
DESCRIPTION	FROM: Route 607 (Loudoun Co Parkway) TO: Route 606 (Old Ox Road) (1.1300 MI)					
ROUTE/STREET	WESTWIND DRIVE (2988)				TOTAL COST	\$43,278,410
	FUND SOURCE	MATCH	FY21	FY22	FY23	FY24
PE	Federal - AC CONVERSION	\$0	\$4,653,710	\$0	\$0	\$0
RW	Federal - STP/STBG	\$0	\$0	\$0	\$7,600,000	\$0
CN	Federal - NHS/NHPP	\$0	\$0	\$0	\$0	\$550,000
	Federal - STP/STBG	\$0	\$0	\$0	\$0	\$7,017,700
CN TOTAL		\$0	\$0	\$0	\$0	\$7,567,700
CN AC	Federal - AC OTHER	\$0	\$0	\$0	\$0	\$23,457,000

MPO	Northern Virginia					
UPC NO	114098	SCOPE	Preliminary Engineering			
SYSTEM	Secondary	JURISDICTION	Northern Virginia District-wide		OVERSIGHT	NFO
PROJECT	CONNECTOR RD-SUNRISE VALLEY DR TO INNOVATION AVE - STUDY				ADMIN BY	VDOT
DESCRIPTION	FROM: Rte 5320 Sunrise Valley Drive TO: Rte 209 Innovation Avenue (0.6000 MI)					
ROUTE/STREET	9999				TOTAL COST	\$1,000,000
	FUND SOURCE	MATCH	FY21	FY22	FY23	FY24
PE AC	Federal - AC OTHER	\$0	\$1,000,000	\$0	\$0	\$0

MPO	Northern Virginia					
UPC NO	112813	SCOPE	Reconstruction w/ Added Capacity			
SYSTEM	Secondary	JURISDICTION	Prince William County		OVERSIGHT	NFO
PROJECT	Rte 621 BALLS FORD ROAD WIDEN TO 4 LANES				ADMIN BY	Locally
DESCRIPTION	FROM: Groveton Road TO: Sudley Road (Route 234) (1.9000 MI)					
ROUTE/STREET	BALLS FORD ROAD (0621)				TOTAL COST	\$49,214,854
	FUND SOURCE	MATCH	FY21	FY22	FY23	FY24
CN	Other	\$0	\$0	\$0	\$30,270,933	\$0

MPO	Northern Virginia					
UPC NO	107947	SCOPE	New Construction Roadway			
SYSTEM	Secondary	JURISDICTION	Prince William County		OVERSIGHT	
PROJECT	#SMART18 - NEABSCO MILLS ROAD - WIDEN TO 4 LANES				ADMIN BY	Locally
DESCRIPTION	FROM: Route 1 (Jefferson Davis Highway) TO: Smoke Ct (1.1000 MI)					
ROUTE/STREET	NEABSCO MILLS ROAD (0638)				TOTAL COST	\$29,400,968
	FUND SOURCE	MATCH	FY21	FY22	FY23	FY24
RW	Federal - AC CONVERSION	\$619,907	\$2,479,626	\$0	\$0	\$0
CN	Federal - RSTP	\$319,094	\$0	\$0	\$1,276,374	\$0
	Other	\$8,037,265	\$0	\$0	\$8,037,265	\$0
CN TOTAL		\$8,356,359	\$0	\$0	\$9,313,639	\$0

MPO	Northern Virginia					
UPC NO	90499	SCOPE	Safety			
SYSTEM	Secondary	JURISDICTION	Prince William County		OVERSIGHT	NFO
PROJECT	PURCELL RD; REALIGNMENT AND SAFETY IMPROVEMENT				ADMIN BY	Locally
DESCRIPTION	FROM: ROUTE 234 TO: 0.2 MI EAST OF VISTA BROOKE DRIVE (0.5000 MI)					
PROGRAM NOTE	All funds obligated based on current allocation/estimate Waiting Financial Closure.					
ROUTE/STREET	PURCELL ROAD (0643)				TOTAL COST	\$8,050,671
	FUND SOURCE	MATCH	FY21	FY22	FY23	FY24
PE	Federal - RSTP	\$28	\$113	\$0	\$0	\$0

MPO	Northern Virginia					
UPC NO	T21550	SCOPE	New Construction Roadway			
SYSTEM	Secondary	JURISDICTION	Prince William County		OVERSIGHT	NFO
PROJECT	UNIVERSITY BLVD EXTENSION (PROGRESS COURT TO DEVLIN ROAD)				ADMIN BY	Locally
DESCRIPTION	FROM: Devlin Road TO: Progress Court					
ROUTE/STREET	UNIVERSITY BOULEVARD (0840)				TOTAL COST	\$28,500,000
	FUND SOURCE	MATCH	FY21	FY22	FY23	FY24
PE	Federal - RSTP	\$780,000	\$0	\$0	\$0	\$3,120,000

MPO	Northern Virginia					
UPC NO	104816	SCOPE	New Construction Roadway			
SYSTEM	Secondary	JURISDICTION	Prince William County		OVERSIGHT	NFO
PROJECT	RTE 840 UNIVERSITY BOULEVARD WIDENING AND EXTENSION -PE ONLY				ADMIN BY	Locally
DESCRIPTION	FROM: Route 621 (Devlin Road) TO: Route 1566 (Sudley Manor Drive) (1.2900 MI)					
PROGRAM NOTE	All funding obligated based on current allocations/estimate.					
ROUTE/STREET	UNIVERSITY BOULEVARD (0840)				TOTAL COST	\$32,985,000
	FUND SOURCE	MATCH	FY21	FY22	FY23	FY24
		\$0	\$0	\$0	\$0	\$0

Northern Virginia District Urban Projects

MPO	Northern Virginia					
UPC NO	77378	SCOPE	Reconstruction w/ Added Capacity			
SYSTEM	Urban	JURISDICTION	Alexandria		OVERSIGHT	NFO
PROJECT	EISENHOWER AVENUE WIDENING AND REMOVE TRAFFIC CIRCLE				ADMIN BY	Locally
DESCRIPTION	FROM: 60' WEST OF MILL ROAD TO: EAST END OF HOLLAND LANE INTERSECTION (0.4000 MI)					
PROGRAM NOTE	All funds obligated based on current allocation/estimate					
ROUTE/STREET	EISENHOWER AVE. (U000)				TOTAL COST	\$9,716,696
	FUND SOURCE	MATCH	FY21	FY22	FY23	FY24
			\$0	\$0	\$0	\$0

MPO	Northern Virginia					
UPC NO	112465	SCOPE	Safety			
SYSTEM	Urban	JURISDICTION	Falls Church		OVERSIGHT	NFO
PROJECT	TRAFFIC CALMING, CITY OF FALLS CHURCH				ADMIN BY	Locally
DESCRIPTION	FROM: Various TO: Various					
PROGRAM NOTE	All funding obligated based on current allocations/estimate.					
ROUTE/STREET	VARIOUS (9999)				TOTAL COST	\$636,000
	FUND SOURCE	MATCH	FY21	FY22	FY23	FY24
RW	Federal - HSIP		\$0	\$0	\$0	\$60,000

MPO	Northern Virginia					
UPC NO	105521	SCOPE	Reconstruction w/ Added Capacity			
SYSTEM	Urban	JURISDICTION	Herndon		OVERSIGHT	NFO
PROJECT	#HB2.FY17 WIDEN EAST SPRING STREET				ADMIN BY	VDOT
DESCRIPTION	FROM: 0.168 MILE WEST OF HERNDON PARKWAY TO: 0.063 MILE EAST OF FAIRFAX COUNTY PARKWAY ON-RAMP (0.3660 MI)					
ROUTE/STREET	SPRING STREET (0675)				TOTAL COST	\$14,492,090
	FUND SOURCE	MATCH	FY21	FY22	FY23	FY24
RW	Federal - RSTP	\$60,000	\$160,000	\$80,000	\$0	\$0
RW AC	Federal - AC OTHER	\$0	\$3,501,574	\$0	\$0	\$0
CN AC	Federal - AC OTHER	\$0	\$6,474,597	\$0	\$0	\$0

MPO	Northern Virginia					
UPC NO	102895	SCOPE	Reconstruction w/ Added Capacity			
SYSTEM	Urban	JURISDICTION	Leesburg		OVERSIGHT	NFO
PROJECT	SYCOLIN ROAD - WIDEN TO FOUR LANES (PH IV)				ADMIN BY	Locally
DESCRIPTION	FROM: Claudia Drive TO: Tolbert Lane SE (1.0180 MI)					
PROGRAM NOTE	All funding obligated based on current allocations/estimate.					
ROUTE/STREET	SYCOLIN ROAD (0000)				TOTAL COST	\$14,394,488
	FUND SOURCE	MATCH	FY21	FY22	FY23	FY24
			\$0	\$0	\$0	\$0

MPO	Northern Virginia					
UPC NO	102903	SCOPE	Reconstruction w/ Added Capacity			
SYSTEM	Urban	JURISDICTION	Manassas	OVERSIGHT	NFO	
PROJECT	Widen Liberia Avenue - PE Only			ADMIN BY	Locally	
DESCRIPTION	FROM: Route 28 (Centreville Road) TO: Norfolk Southern RR Overpass (0.5000 KM)					
PROGRAM NOTE	All funding obligated based on current allocations/estimate.					
ROUTE/STREET	LIBERIA AVENUE (0000)			TOTAL COST	\$1,554,000	
	FUND SOURCE	MATCH	FY21	FY22	FY23	FY24
		\$0	\$0	\$0	\$0	\$0

MPO	Northern Virginia					
UPC NO	96721	SCOPE	Reconstruction w/ Added Capacity			
SYSTEM	Urban	JURISDICTION	Manassas	OVERSIGHT		
PROJECT	ROUTE 28 WIDENING - MANASSAS			ADMIN BY	Locally	
DESCRIPTION	FROM: 0.145 Mi South of Pennsylvania Avenue TO: 0.163 Mi North of Godwin Drive (1.0000 MI)					
PROGRAM NOTE	All funds obligated based on current allocations/estimate					
ROUTE/STREET	NOKESVILLE ROAD (0028)			TOTAL COST	\$20,958,764	
	FUND SOURCE	MATCH	FY21	FY22	FY23	FY24
		\$0	\$0	\$0	\$0	\$0

Northern Virginia District Miscellaneous Projects

MPO	Northern Virginia					
UPC NO	96257	SCOPE	Reconstruction w/ Added Capacity			
SYSTEM	Miscellaneous	JURISDICTION	Prince William County		OVERSIGHT	FO
PROJECT	Quantico BRAC-Review & Monitor transportation improvements				ADMIN BY	Locally
DESCRIPTION	FROM: Beginning of Ramp at Russell Road TO: Ending at End of Ramp at I-95					
PROGRAM NOTE	Linked with UPC 81738, 96236, 96258, 96261, 97826, 96256, 96259, 95718, 96261,					
ROUTE/STREET	0095				TOTAL COST	\$81,491
	FUND SOURCE	MATCH	FY21	FY22	FY23	FY24
PE	Federal - NHS/NHPP	(\$19,002)	(\$76,008)	\$0	\$0	\$0

MPO	Multiple MPOs					
UPC NO	T20741	SCOPE				
SYSTEM	Miscellaneous	JURISDICTION	Statewide		OVERSIGHT	NFO
PROJECT	VEHICLE FUEL CONVERSION PROGRAM MARKETING				ADMIN BY	Other
DESCRIPTION						
PROGRAM NOTE	Statewide project for conversion of state and local government fleet vehicles to clean fuel; applies to Northern Virginia, Hampton Roads, Fredericksburg, Richmond, and Tri-Cities MPO areas.					
ROUTE/STREET	9999				TOTAL COST	\$360,000
	FUND SOURCE	MATCH	FY21	FY22	FY23	FY24
CN	Federal - CMAQ	\$72,000	\$288,000	\$0	\$0	\$0

MPO	Multiple MPOs					
UPC NO	T11802	SCOPE	Other			
SYSTEM	Miscellaneous	JURISDICTION	Statewide		OVERSIGHT	FO
PROJECT	Vehicle Fuel Conversion Program				ADMIN BY	Other
DESCRIPTION	FROM: 1 TO: 1					
PROGRAM NOTE	Statewide project for conversion of state and local government fleet vehicles to clean fuel; applies to Northern Virginia, Hampton Roads, Fredericksburg, Richmond, and Tri-Cities MPO areas. All funding obligated based on current allocations/estimate.					
ROUTE/STREET	9999				TOTAL COST	\$8,640,000
	FUND SOURCE	MATCH	FY21	FY22	FY23	FY24
		\$0	\$0	\$0	\$0	\$0

Northern Virginia District Public Transportation Projects

MPO	Northern Virginia					
UPC NO	97226	SCOPE	Reconstruction w/o Added Capacity			
SYSTEM	Public Transportation	JURISDICTION	Fairfax County	OVERSIGHT	NFO	
PROJECT	Dulles Corridor Metrorail Extension Phase II			ADMIN BY	Locally	
DESCRIPTION	FROM: Wiehle Avenue TO: Route 772					
PROGRAM NOTE	All funding obligated based on current allocations/estimate.					
ROUTE/STREET	0267			TOTAL COST	\$9,431,769	
	FUND SOURCE	MATCH	FY21	FY22	FY23	FY24
CN AC	Federal - AC OTHER	\$0	\$9,431,769	\$0	\$0	\$0

MPO	Northern Virginia					
UPC NO	115667	SCOPE	Transit			
SYSTEM	Public Transportation	JURISDICTION	Alexandria	OVERSIGHT	NFO	
PROJECT	POTOMAC YARD METRORAIL STATION INCLUDING SOUTHWEST ENTRANCE			ADMIN BY	DRPT	
DESCRIPTION	FROM: E. Glebe and Potomac Ave TO: E. Glebe and Potomac Ave					
PROGRAM NOTE	All funding obligated based on current allocations/estimate					
ROUTE/STREET	E. GLEBE AND POTOMAC AVE (9999)			TOTAL COST	\$25,000,000	
	FUND SOURCE	MATCH	FY21	FY22	FY23	FY24
		\$0	\$0	\$0	\$0	\$0

MPO	Northern Virginia					
UPC NO	T22768	SCOPE	Reconstruction w/o Added Capacity			
SYSTEM	Public Transportation	JURISDICTION	Arlington County	OVERSIGHT	NFO	
PROJECT	PENTAGON CITY TRANSITWAY EXTENSION SEGMENT I			ADMIN BY	DRPT	
DESCRIPTION	FROM: Crystal City Metrorail Station TO: Joyce Street & Army Navy Drive					
ROUTE/STREET	VARIOUS (9999)			TOTAL COST	\$3,157,358	
	FUND SOURCE	MATCH	FY21	FY22	FY23	FY24
PE	Other	\$0	\$325,000	\$0	\$0	\$0
RW	Other	\$0	\$700,000	\$0	\$0	\$0
CN	Other	\$0	\$2,132,358	\$0	\$0	\$0

MPO	Northern Virginia					
UPC NO	113526	SCOPE	Transit			
SYSTEM	Public Transportation	JURISDICTION	Manassas	OVERSIGHT	NFO	
PROJECT	VRE MANASSAS LINE CAPACITY EXPANSION			ADMIN BY	DRPT	
DESCRIPTION	FROM: VARIOUS TO: VARIOUS					
PROGRAM NOTE	All funding obligated based on current allocations/estimate.					
ROUTE/STREET	VRE MANASSAS LINE (9999)			TOTAL COST	\$105,013,000	
	FUND SOURCE	MATCH	FY21	FY22	FY23	FY24
		\$0	\$0	\$0	\$0	\$0

MPO	Northern Virginia					
UPC NO	113528	SCOPE	Transit			
SYSTEM	Public Transportation	JURISDICTION	Prince William County		OVERSIGHT	NFO
PROJECT	PRTC WESTERN BUS MAINTENANCE AND STORAGE FACILITY				ADMIN BY	DRPT
DESCRIPTION	FROM: 7850 Doane Drive Manassas TO: 7850 Doane Drive Manassas					
ROUTE/STREET	WESTERN BUS MAINTENANCE AND STORAGE FACILITY (9999)				TOTAL COST	\$11,070,001
	FUND SOURCE	MATCH	FY21	FY22	FY23	FY24
			\$0	\$0	\$0	\$0

Northern Virginia District Project Groupings

MPO	NonMPO					
GROUPING	Construction : Transportation Enhancement/Byway/Non-Traditional					
ROUTE/STREET					TOTAL COST	\$293,099
	FUND SOURCE	MATCH	FY21	FY22	FY23	FY24
			\$0	\$0	\$0	\$0

MPO	Northern Virginia					
GROUPING	Maintenance : Preventive Maintenance and System Preservation					
PROGRAM NOTE	Funding identified to be obligated districtwide as projects are identified.					
ROUTE/STREET					TOTAL COST	\$75,572,444
	FUND SOURCE	MATCH	FY21	FY22	FY23	FY24
CN	Federal - NHS/NHPP	\$0	\$8,194,023	\$8,194,023	\$8,194,023	\$8,194,023
	Federal - STP/STBG	\$0	\$13,407,224	\$12,689,332	\$7,946,537	\$8,753,259
CN TOTAL		\$0	\$21,601,247	\$20,883,355	\$16,140,560	\$16,947,282

MPO	Northern Virginia					
GROUPING	Maintenance : Preventive Maintenance for Bridges					
PROGRAM NOTE	Funding identified to be obligated districtwide as projects are identified.					
ROUTE/STREET					TOTAL COST	\$27,002,428
	FUND SOURCE	MATCH	FY21	FY22	FY23	FY24
CN	Federal - NHS/NHPP	\$0	\$1,000,000	\$1,000,000	\$1,000,000	\$1,000,000
	Federal - STP/STBG	\$0	\$3,462,187	\$3,980,644	\$7,079,538	\$8,480,059
CN TOTAL		\$0	\$4,462,187	\$4,980,644	\$8,079,538	\$9,480,059

MPO	Northern Virginia					
GROUPING	Maintenance : Traffic and Safety Operations					
PROGRAM NOTE	Funding identified to be obligated districtwide as projects are identified.					
ROUTE/STREET					TOTAL COST	\$39,985,344
	FUND SOURCE	MATCH	FY21	FY22	FY23	FY24
CN	Federal - STP/STBG	\$0	\$13,996,473	\$9,580,254	\$9,331,617	\$7,077,000

Northern Virginia MPO Project Groupings

GROUPING		Construction : Bridge Rehabilitation/Replacement/Reconstruction					
ROUTE/STREET						TOTAL COST	\$168,772,417
	FUND SOURCE	MATCH	FY21	FY22	FY23	FY24	
PE	Federal - RSTP	\$25,000	\$100,000	\$0	\$0	\$0	
RW	Federal - RSTP	\$6,250	\$0	\$0	\$25,000	\$0	
CN	Federal - AC CONVERSION	\$1,039,925	\$0	\$4,159,699	\$0	\$0	
	Federal - BR	\$507,454	\$2,029,816	\$0	\$0	\$0	
	Federal - NHS/NHPP	\$1,135,699	\$3,038,056	\$0	\$1,504,738	\$0	
	Federal - RSTP	\$299,125	\$0	\$800,000	\$396,500	\$0	
CN TOTAL		\$2,982,202	\$5,067,872	\$4,959,699	\$1,901,238	\$0	

GROUPING		Construction : Federal Lands Highway					
ROUTE/STREET						TOTAL COST	\$12,669,519
	FUND SOURCE	MATCH	FY21	FY22	FY23	FY24	
CN	Federal - FLH	\$175,000	\$0	\$700,000	\$0	\$0	
CN AC	Federal - AC OTHER	\$0	\$0	\$16,005,000	\$0	\$0	

GROUPING		Construction : Rail					
ROUTE/STREET						TOTAL COST	\$14,421,590
	FUND SOURCE	MATCH	FY21	FY22	FY23	FY24	
		\$0	\$0	\$0	\$0	\$0	

GROUPING		Construction : Recreational Trails					
ROUTE/STREET						TOTAL COST	\$10,832,500
	FUND SOURCE	MATCH	FY21	FY22	FY23	FY24	
CN	Federal - RSTP	\$492,788	\$1,971,151	\$0	\$0	\$0	
CN AC	Federal - AC	\$1,069,712	\$4,278,849	\$0	\$0	\$0	

GROUPING		Construction : Safety/ITS/Operational Improvements					
ROUTE/STREET						TOTAL COST	\$1,218,079,277
	FUND SOURCE	MATCH	FY21	FY22	FY23	FY24	
PE	Federal - AC CONVERSION	\$2,060,499	\$136,938	\$3,621,520	\$3,274,505	\$1,209,034	
	Federal - CMAQ	\$1,802,452	\$4,318,119	\$368,000	\$0	\$2,523,690	
	Federal - HSIP	\$33,889	\$99,999	\$145,000	\$60,000	\$0	
	Federal - NHPP/E	\$833,040	\$0	\$0	\$3,332,160	\$0	
	Federal - RSTP	\$12,723	\$890	\$0	\$50,000	\$0	
	Federal - STP/STBG	\$370,145	\$1,000,000	\$0	\$480,578	\$0	
PE TOTAL		\$5,112,747	\$5,555,946	\$4,134,520	\$7,197,243	\$3,732,724	
PE AC	Federal - AC	\$6,357,908	\$18,458,006	\$1,280,000	\$0	\$5,693,627	
RW	Federal - AC CONVERSION	\$847,416	\$100,561	\$1,401,427	\$118,667	\$1,769,011	
	Federal - DEMO	\$165,000	\$660,000	\$0	\$0	\$0	
	Federal - HIP/U	\$1	\$0	\$2	\$0	\$0	
	Federal - HSIP	\$55,555	\$0	\$489,998	\$10,000	\$0	
	Federal - NHS/NHPP	\$62,500	\$0	\$250,000	\$0	\$0	
	Federal - RSTP	\$3,654	\$0	\$14,617	\$0	\$0	
	Federal - RTAP	\$38,570	\$0	\$144,280	\$10,000	\$0	
	Federal - STP/STBG	\$892,568	\$2,466,512	\$0	\$1,103,758	\$0	
	Federal - TAP/F	\$7,930	\$0	\$31,720	\$0	\$0	
RW TOTAL		\$2,073,194	\$3,227,073	\$2,332,044	\$1,242,425	\$1,769,011	
RW AC	Federal - AC	\$622,884	\$533,488	\$295,885	\$1,958,045	\$0	
CN	Federal - AC CONVERSION	\$3,966,335	\$0	\$7,506,327	\$7,620,891	\$738,120	
	Federal - CMAQ	\$1,019,945	\$2,066,906	\$1,416,874	\$116,000	\$480,000	
	Federal - DEMO	\$450,639	\$565,373	\$1,237,182	\$0	\$0	
	Federal - HIP/F	\$67,951	\$0	\$0	\$271,802	\$0	
	Federal - HIP/U	\$657,123	\$0	\$0	\$2,628,492	\$0	
	Federal - HSIP	\$1,257,046	\$1,474,532	\$0	\$8,340,309	\$1,498,569	
	Federal - NHPP/E	\$471,009	\$0	\$0	\$1,884,035	\$0	
	Federal - NHS/NHPP	\$2,202,194	\$993,000	\$0	\$0	\$7,815,775	
	Federal - RSTP	\$1,644,777	\$2,499,584	\$2,441,281	\$566,039	\$1,072,202	
	Federal - RTAP	\$123,950	\$0	\$0	\$0	\$495,800	
	Federal - STP/STBG	\$11,831,574	\$4,185,809	\$1,804,752	\$31,591,702	\$9,744,031	
	Federal - TAP/F	\$150,950	\$0	\$0	\$125,000	\$478,800	
CN TOTAL		\$23,843,490	\$11,785,204	\$14,406,416	\$53,144,270	\$22,323,297	
CN AC	Federal - AC	\$400,000	\$801,102	\$0	\$0	\$1,600,000	
	Federal - AC OTHER	\$0	\$37,636,210	\$10,566,152	\$21,490,233	\$6,405,945	
CN AC		\$400,000	\$38,437,312	\$10,566,152	\$21,490,233	\$8,005,945	

GROUPING		Construction : Transportation Enhancement/Byway/Non-Traditional					
ROUTE/STREET						TOTAL COST	\$249,190,649
	FUND SOURCE	MATCH	FY21	FY22	FY23	FY24	
PE	Federal - CMAQ	(\$25,000)	(\$100,000)	\$0	\$2	\$0	
	Federal - RSTP	\$137,806	\$160,000	\$0	\$150,000	\$241,224	
PE TOTAL		\$112,807	\$60,000	\$0	\$150,002	\$241,224	
PE AC	Federal - AC	\$99,694	\$340,000	\$0	\$0	\$58,776	
RW	Federal - CMAQ	\$668,648	\$1,794,590	\$0	\$880,000	\$0	
	Federal - DEMO	\$11,008	\$0	\$44,033	\$0	\$0	
	Federal - NHS/NHPP	\$58,920	\$235,680	\$0	\$0	\$0	
	Federal - RSTP	\$132,750	\$81,000	\$100,000	\$350,000	\$0	
	Federal - RTAP	\$88,773	\$150,000	\$205,092	\$0	\$0	
	Federal - STP/STBG	\$375,000	\$1,500,000	\$0	\$0	\$0	
	Federal - TAP/F	\$37,925	\$151,700	\$0	\$0	\$0	
RW TOTAL		\$1,373,024	\$3,912,970	\$349,125	\$1,230,000	\$0	
RW AC	Federal - AC	\$21,200	\$84,800	\$0	\$0	\$0	
CN	Federal - AC CONVERSION	\$176,129	\$162,216	\$240,000	\$302,301	\$0	
	Federal - CMAQ	\$1,364,673	\$345,459	\$911,761	\$1,579,033	\$2,622,440	
	Federal - DEMO	\$22,113	\$0	\$88,450	\$0	\$0	
	Federal - NHS/NHPP	\$684,718	\$204,122	\$1,737,699	\$0	\$797,051	
	Federal - RSTP	\$1,970,168	\$331,200	\$0	\$1,527,556	\$6,021,915	
	Federal - RTAP	\$829,722	\$1,387,216	\$570,000	\$403,179	\$958,494	
	Federal - STP/STBG	\$540,163	\$300,000	\$0	\$0	\$1,860,651	
	Federal - TAP/F	\$605,317	\$1,215,236	\$896,033	\$310,000	\$0	
CN TOTAL		\$6,193,003	\$3,945,449	\$4,443,943	\$4,122,069	\$12,260,551	
CN AC	Federal - AC	\$1,508,961	\$1,406,928	\$1,193,625	\$0	\$3,476,892	
	Federal - AC OTHER	\$0	\$1,063,541	\$0	\$10,882,953	\$0	
CN AC		\$1,508,961	\$2,470,469	\$1,193,625	\$10,882,953	\$3,476,892	

GROUPING		Maintenance : Preventive Maintenance and System Preservation					
PROGRAM NOTE		Funding identified to be obligated districtwide as projects are identified.					
ROUTE/STREET						TOTAL COST	\$75,572,444
	FUND SOURCE	MATCH	FY21	FY22	FY23	FY24	
CN	Federal - NHS/NHPP	\$0	\$8,194,023	\$8,194,023	\$8,194,023	\$8,194,023	
	Federal - STP/STBG	\$0	\$13,407,224	\$12,689,332	\$7,946,537	\$8,753,259	
CN TOTAL		\$0	\$21,601,247	\$20,883,355	\$16,140,560	\$16,947,282	

GROUPING		Maintenance : Preventive Maintenance for Bridges					
PROGRAM NOTE		Funding identified to be obligated districtwide as projects are identified.					
ROUTE/STREET						TOTAL COST	\$27,002,428
	FUND SOURCE	MATCH	FY21	FY22	FY23	FY24	
CN	Federal - NHS/NHPP	\$0	\$1,000,000	\$1,000,000	\$1,000,000	\$1,000,000	
	Federal - STP/STBG	\$0	\$3,462,187	\$3,980,644	\$7,079,538	\$8,480,059	
CN TOTAL		\$0	\$4,462,187	\$4,980,644	\$8,079,538	\$9,480,059	

GROUPING		Maintenance : Traffic and Safety Operations				
PROGRAM NOTE		Funding identified to be obligated districtwide as projects are identified.				
ROUTE/STREET					TOTAL COST	\$39,985,344
	FUND SOURCE	MATCH	FY21	FY22	FY23	FY24
CN	Federal - STP/STBG	\$0	\$13,996,473	\$9,580,254	\$9,331,617	\$7,077,000

GROUPING		Transit : Access				
ROUTE/STREET					TOTAL COST	\$119,969,928
	FUND SOURCE	MATCH	FY21	FY22	FY23	FY24
PE	Federal - CMAQ	\$2,333,500	\$0	\$0	\$1,000,000	\$8,334,001
	Federal - NHS/NHPP	\$1,121,000	\$0	\$0	\$0	\$4,483,999
PE TOTAL		\$3,454,500	\$0	\$0	\$1,000,000	\$12,818,000
CN	Federal - AC CONVERSION	\$200,000	\$0	\$0	\$0	\$800,000
	Federal - CMAQ	\$50,000	\$0	\$0	\$200,000	\$0
CN TOTAL		\$250,000	\$0	\$0	\$200,000	\$800,000
CN AC	Federal - AC	\$950,000	\$0	\$0	\$3,800,000	\$0

GROUPING		Transit : Amenities				
ROUTE/STREET					TOTAL COST	\$11,670,236
	FUND SOURCE	MATCH	FY21	FY22	FY23	FY24
PE	Federal - AC CONVERSION	\$290,898	\$363,593	\$800,000	\$0	\$0
	Federal - CMAQ	\$475,000	\$400,000	\$1,500,000	\$0	\$0
	Federal - RSTP	\$21,250	\$80,000	\$0	\$0	\$5,000
PE TOTAL		\$787,148	\$843,593	\$2,300,000	\$0	\$5,000
PE AC	Federal - AC	\$255,000	\$1,020,000	\$0	\$0	\$0
RW	Federal - CMAQ	\$25,000	\$0	\$0	\$0	\$100,000
CN	Federal - AC CONVERSION	\$563,149	\$496,000	\$512,000	\$520,000	\$724,596
	Federal - RSTP	\$118,750	\$0	\$0	\$475,000	\$0
CN TOTAL		\$681,899	\$496,000	\$512,000	\$995,000	\$724,596
CN AC	Federal - AC	\$93,936	\$0	\$0	\$375,745	\$0

GROUPING		Transit : Rail ROW Improvements				
ROUTE/STREET					TOTAL COST	
	FUND SOURCE	MATCH	FY21	FY22	FY23	FY24
		\$0	\$0	\$0	\$0	\$0

GROUPING		Transit : Ridesharing				
ROUTE/STREET					TOTAL COST	\$19,668,509
	FUND SOURCE	MATCH	FY21	FY22	FY23	FY24
PE	Federal - AC CONVERSION	\$3,894,702	\$5,221,402	\$4,680,000	\$5,000,000	\$677,405
CN	Federal - AC CONVERSION	\$24,000	\$0	\$32,000	\$32,000	\$32,000
	Federal - CMAQ	\$7,000	\$28,000	\$0	\$0	\$0
CN TOTAL		\$31,000	\$28,000	\$32,000	\$32,000	\$32,000
CN AC	Federal - AC	\$41,750	\$167,000	\$0	\$0	\$0

GROUPING		Transit : System Preservation				
ROUTE/STREET					TOTAL COST	
	FUND SOURCE	MATCH	FY21	FY22	FY23	FY24
		\$0	\$0	\$0	\$0	\$0

GROUPING		Transit : Vehicles				
ROUTE/STREET					TOTAL COST	\$31,641,807
	FUND SOURCE	MATCH	FY21	FY22	FY23	FY24
CN	Federal - AC CONVERSION	\$2,888,362	\$4,324,914	\$4,428,532	\$2,800,000	\$0
	Federal - CMAQ	\$300,000	\$0	\$0	\$0	\$1,200,000
CN TOTAL		\$3,188,362	\$4,324,914	\$4,428,532	\$2,800,000	\$1,200,000
CN AC	Federal - AC	\$2,694,559	\$0	\$0	\$0	\$10,778,237

RICHMOND DISTRICT

Richmond District Interstate Projects

MPO	Richmond					
UPC NO	109231	SCOPE	Preliminary Engineering			
SYSTEM	Interstate	JURISDICTION	Goochland County		OVERSIGHT	NFO
PROJECT	I-64/ASHLAND RD INTERCHANGE IMR				ADMIN BY	VDOT
DESCRIPTION	FROM: I-64 TO: I-64 (1.9000 MI)					
PROGRAM NOTE	All funds obligated based on current allocations/estimate					
ROUTE/STREET	I-64 (0064)				TOTAL COST	\$400,000
	FUND SOURCE	MATCH	FY21	FY22	FY23	FY24
			\$0	\$0	\$0	\$0

MPO	Richmond					
UPC NO	97565	SCOPE	Bridge Replacement w/o Added Capacity			
SYSTEM	Interstate	JURISDICTION	Henrico County		OVERSIGHT	
PROJECT	RTE 64 - REPLACE BRIDGES OVER RTE 156 (FED ID 9760 & 9762)				ADMIN BY	VDOT
DESCRIPTION	FROM: 0.473 MILE WEST OF ROUTE 156 TO: 0.475 MILE EAST OF ROUTE 156 (L)					
ROUTE/STREET	INTERSTATE 64 (0064)				TOTAL COST	\$35,006,633
	FUND SOURCE	MATCH	FY21	FY22	FY23	FY24
PE	Federal - STP/STBG	\$0	(\$150,380)	\$0	\$0	\$0
CN	Federal - STP/STBG	\$0	\$280,913	\$0	\$0	\$0
CN AC	Federal - AC OTHER	\$0	\$25,317,567	\$0	\$0	\$0

MPO	Richmond					
UPC NO	107458	SCOPE	Reconstruction w/ Added Capacity			
SYSTEM	Interstate	JURISDICTION	Henrico County		OVERSIGHT	FO
PROJECT	#HB2.FY17 RTE 64 - MAJOR WIDENING				ADMIN BY	VDOT
DESCRIPTION	FROM: RTE 295 TO: EXIT 205 (BOTTOM'S BR) (3.9300 MI)					
PROGRAM NOTE	Includes \$6,811,514 GARVEE Debt Service Principal Prev, \$2,338,815 GARVEE Debt Service Principal FFY21, \$2,456,755 GARVEE Debt Service Principal FFY22, \$2,581,691 GARVEE Debt Service Principal FFY23, \$2,711,639 GARVEE Debt Service Principal FFFY24. Total GARVEE Debt Service Principal \$42,551,430. Corresponding Debt Service UPC 110394. Linked with UPC107461,					
ROUTE/STREET	0064				TOTAL COST	\$50,490,434
	FUND SOURCE	MATCH	FY21	FY22	FY23	FY24
PE	Federal - NHS/NHPP	\$0	\$1,280	\$0	\$0	\$0
CN	Federal - AC CONVERSION	\$0	\$0	\$2,456,755	\$2,581,691	\$2,711,639
	Federal - NHS/NHPP	\$0	\$2,338,815	\$0	\$0	\$0
CN TOTAL		\$0	\$2,338,815	\$2,456,755	\$2,581,691	\$2,711,639
CN AC	Federal - AC	\$0	\$41,340,105	\$0	\$0	\$0

MPO	Richmond					
UPC NO	107459	SCOPE	Reconstruction w/ Added Capacity			
SYSTEM	Interstate	JURISDICTION	Henrico County		OVERSIGHT	NFO
PROJECT	#HB2.FY17 RTE 64 - EXTEND ACCELERATION/DECELERATION LANES				ADMIN BY	VDOT
DESCRIPTION	FROM: AT WEIGH STATIONS TO: _ (3.9300 MI)					
PROGRAM NOTE	All funds obligated based on current allocations/estimate. Linked with UPC 107458					
ROUTE/STREET	0064				TOTAL COST	\$4,046,188
	FUND SOURCE	MATCH	FY21	FY22	FY23	FY24
			\$0	\$0	\$0	\$0

MPO	Richmond					
UPC NO	107461	SCOPE	Reconstruction w/o Added Capacity			
SYSTEM	Interstate	JURISDICTION	Henrico County		OVERSIGHT	NFO
PROJECT	#HB2.FY17 RTE 64 EB - PAVEMENT MARKING				ADMIN BY	VDOT
DESCRIPTION	FROM: AT RTE 295 TO: _ (3.9300 MI)					
PROGRAM NOTE	All funding obligated based on current allocations/estimate. Linked with UPC 107458					
ROUTE/STREET	0064				TOTAL COST	\$1,465,514
	FUND SOURCE	MATCH	FY21	FY22	FY23	FY24
			\$0	\$0	\$0	\$0

MPO	Richmond					
UPC NO	110394	SCOPE				
SYSTEM	Interstate	JURISDICTION	Henrico County		OVERSIGHT	NFO
PROJECT	#HB2.FY17 RTE 64 - MAJOR WIDENING GARVEE DEBT SERVICE				ADMIN BY	VDOT
DESCRIPTION						
PROGRAM NOTE	Includes \$6,372,917 GARVEE Debt Service Interest Prev, \$1,758,120 GARVEE Debt Service FFY21, \$1,639,728 GARVEE Debt Service FFY22, \$1,515,347 GARVEE Debt Service Interest FFY23, \$1,384,653 GARVEE Debt Service FFY24, \$5,524,291 GARVEE Debt Service Interest FFY25-32. Total GARVEE Debt Service Interest \$18,195,056. Corresponding CN UPC 107458					
ROUTE/STREET	0064				TOTAL COST	\$18,195,057
	FUND SOURCE	MATCH	FY21	FY22	FY23	FY24
PE	Federal - AC CONVERSION	\$0	\$0	\$1,639,728	\$1,515,347	\$1,384,653
	Federal - NHS/NHPP	\$0	\$1,758,120	\$0	\$0	\$0
PE TOTAL		\$0	\$1,758,120	\$1,639,728	\$1,515,347	\$1,384,653
PE AC	Federal - AC	\$0	\$10,064,020	\$0	\$0	\$0

MPO	Richmond					
UPC NO	111732	SCOPE	Traffic Management/Engineering			
SYSTEM	Interstate	JURISDICTION	Henrico County		OVERSIGHT	NFO
PROJECT	I-64 AT GASKINS ROAD IMR				ADMIN BY	Locally
DESCRIPTION	FROM: W. Broad St TO: 500' S of Three Chopt Rd					
PROGRAM NOTE	All funds obligated based on current allocations/estimate					
ROUTE/STREET	I-64 (0064)				TOTAL COST	\$400,000
	FUND SOURCE	MATCH	FY21	FY22	FY23	FY24
			\$0	\$0	\$0	\$0

MPO	Richmond					
UPC NO	113844	SCOPE	Traffic Management/Engineering			
SYSTEM	Interstate	JURISDICTION	Henrico County		OVERSIGHT	NFO
PROJECT	I-64 at Parham IMR				ADMIN BY	Locally
DESCRIPTION	FROM: West of Parham Rd TO: East of Parham Rd (0.2700 MI)					
PROGRAM NOTE	All funding obligated based on current allocations/estimate.					
ROUTE/STREET	I-64 (0064)				TOTAL COST	\$600,000
	FUND SOURCE	MATCH	FY21	FY22	FY23	FY24
		\$0	\$0	\$0	\$0	\$0

MPO	Richmond					
UPC NO	107460	SCOPE	Preliminary Engineering			
SYSTEM	Interstate	JURISDICTION	New Kent County		OVERSIGHT	NFO
PROJECT	RTE 64 - INTERCHANGE MODIFICATION STUDY				ADMIN BY	VDOT
DESCRIPTION	FROM: RTE 295 TO: EXIT 205 (BOTTOM'S BR)					
PROGRAM NOTE	All funding obligated based on current allocations/estimate.					
ROUTE/STREET	0064				TOTAL COST	\$250,000
	FUND SOURCE	MATCH	FY21	FY22	FY23	FY24
		\$0	\$0	\$0	\$0	\$0

MPO	Richmond					
UPC NO	70542	SCOPE	Reconstruction w/ Added Capacity			
SYSTEM	Interstate	JURISDICTION	Richmond District-wide		OVERSIGHT	FO
PROJECT	I-64 - WIDEN FROM 4 TO 6 LANES AND IMPROVE RTE 623 INTERCHNG				ADMIN BY	VDOT
DESCRIPTION	FROM: 0.99 MI W RTE 623 (WB - RTE 622, EB - RTE 623) TO: 0.38 MI W RTE 295 IN SHORT PUMP (POUNCEY TRACT RD) (4.5200 MI)					
ROUTE/STREET	I-64 (0064)				TOTAL COST	\$37,228,831
	FUND SOURCE	MATCH	FY21	FY22	FY23	FY24
CN AC	Federal - AC OTHER	\$0	\$7,620,499	\$0	\$0	\$0

MPO	Tri-Cities					
UPC NO	14760	SCOPE	Reconstruction w/o Added Capacity			
SYSTEM	Interstate	JURISDICTION	Chesterfield County		OVERSIGHT	FO
PROJECT	RTE 95 - INTERCHANGE IMPROVEMENTS				ADMIN BY	VDOT
DESCRIPTION	FROM: 0.934 KILOMETER SOUTH OF ROUTE 620 (WOODS EDGE ROAD) TO: 0.658 KILOMETER NORTH OF ROUTE 620 (WOODS EDGE ROAD) (1.5920 KM)					
PROGRAM NOTE	Waiting Financial Closure.					
ROUTE/STREET	0095				TOTAL COST	\$35,716,617
	FUND SOURCE	MATCH	FY21	FY22	FY23	FY24
		\$0	\$0	\$0	\$0	\$0

MPO	Richmond					
UPC NO	111466	SCOPE	Reconstruction w/ Added Capacity			
SYSTEM	Interstate	JURISDICTION	Chesterfield County		OVERSIGHT	NFO
PROJECT	#SMART18 - I-95 Aux Lanes (nb & sb) b/w Rte. 288 & Rte. 10				ADMIN BY	VDOT
DESCRIPTION	FROM: 0.413 Miles North of Route 10 TO: 1.374 Miles North of Route 10 (0.9610 MI)					
PROGRAM NOTE	Includes \$299,019 GARVEE Debt Service Principal Prev, \$195,728 GARVEE Debt Service Principal FFY21, \$523,679 GARVEE Debt Service Principal FFY22, \$1,095,246 GARVEE Debt Service Principal, \$1,144,741 GARVEE Debt Service Principal FFY24. Total GARVEE Debt Service Principal \$21,702,457. Corresponding Debt Service UPC 111984.					
ROUTE/STREET	I-95 (0095)				TOTAL COST	\$28,770,000
	FUND SOURCE	MATCH	FY21	FY22	FY23	FY24
PE	Federal - AC CONVERSION	\$0	\$0	\$0	\$981,574	\$0
	Federal - NHS/NHPP	\$0	\$195,728	\$0	\$0	\$0
PE TOTAL		\$0	\$195,728	\$0	\$981,574	\$0
PE AC	Federal - AC	\$0	\$1,505,253	\$0	\$0	\$0
RW	Federal - AC CONVERSION	\$0	\$0	\$0	\$113,672	\$886,328
RW AC	Federal - AC	\$0	\$1,000,000	\$0	\$0	\$0
CN	Federal - AC CONVERSION	\$0	\$0	\$0	\$0	\$258,413
	Federal - NHFP	\$0	\$0	\$2,680,204	\$0	\$0
CN TOTAL		\$0	\$0	\$2,680,204	\$0	\$258,413
CN AC	Federal - AC	\$0	\$0	\$19,323,029	\$0	\$0
	Federal - AC OTHER	\$0	\$0	\$3,766,767	\$0	\$0
CN AC		\$0	\$0	\$23,089,796	\$0	\$0

MPO	Richmond					
UPC NO	111984	SCOPE				
SYSTEM	Interstate	JURISDICTION	Chesterfield County		OVERSIGHT	NFO
PROJECT	#SMART18 - I-95 AuxLanes b/w Rte.288/Rte.10-GARVEE Debt Serv				ADMIN BY	VDOT
DESCRIPTION						
PROGRAM NOTE	Includes \$286,584 Prev, GARVEE Debt Service Interest, \$175,622 GARVEE Debt Service Interest FFY21, \$491,266 GARVEE Debt Service Interest FFY22, \$893,033 GARVEE Debt Service Interest FFY23, \$862,631 GARVEE Debt Service Interest, \$5,614,618 GARVEE Debt Service Interest FFY25-37. Total GARVEE Debt Service Interest \$8,323,754. Corresponding CN UPC 111466.					
ROUTE/STREET	0095				TOTAL COST	\$8,323,754
	FUND SOURCE	MATCH	FY21	FY22	FY23	FY24
PE	Federal - AC CONVERSION	\$0	\$0	\$491,266	\$893,033	\$862,631
	Federal - NHS/NHPP	\$0	\$175,622	\$0	\$0	\$0
PE TOTAL		\$0	\$175,622	\$491,266	\$893,033	\$862,631
PE AC	Federal - AC	\$0	\$7,861,548	\$0	\$0	\$0

MPO	Tri-Cities					
UPC NO	85623	SCOPE	Safety			
SYSTEM	Interstate	JURISDICTION	Colonial Heights		OVERSIGHT	FO
PROJECT	I95/TEMPLE AVE - INTERCHANGE IMPR (FED ID 20145, 20146)				ADMIN BY	VDOT
DESCRIPTION	FROM: 0.041 MI W HAMILTON AVE TO: 0.069 MI E EXISTING I-95 RAMP (0.3690 MI)					
ROUTE/STREET	TEMPLE AVE (0095)				TOTAL COST	\$22,112,525
	FUND SOURCE	MATCH	FY21	FY22	FY23	FY24
PE AC	Federal - AC OTHER	\$0	\$126,591	\$0	\$0	\$0
RW	Federal - NHS/NHPP	\$0	(\$716,067)	\$0	\$0	\$0
CN	Federal - NHS/NHPP	\$0	\$716,067	\$0	\$0	\$0
CN AC	Federal - AC OTHER	\$0	\$6,875,917	\$0	\$0	\$0

MPO	Richmond					
UPC NO	90347	SCOPE	Bridge Replacement w/o Added Capacity			
SYSTEM	Interstate	JURISDICTION	Hanover County		OVERSIGHT	FO
PROJECT	RTE 802/I95 - REPL BRIDGE, RAMPS & AIRPARK RD (FED ID 9596)				ADMIN BY	VDOT
DESCRIPTION	FROM: 0.252 MILES WEST INT. I-95 TO: 0.431 MILES EAST INT. I-95 (0.6830 MI)					
ROUTE/STREET	LEWISTOWN ROAD (0095)				TOTAL COST	\$31,908,746
	FUND SOURCE	MATCH	FY21	FY22	FY23	FY24
PE AC	Federal - AC OTHER	\$14,688	\$58,750	\$0	\$0	\$0
RW AC	Federal - AC OTHER	\$194	\$774	\$0	\$0	\$0
CN	Federal - MISC	\$0	(\$229,779)	\$0	\$0	\$0

MPO	Richmond					
UPC NO	T22779	SCOPE	Preliminary Engineering			
SYSTEM	Interstate	JURISDICTION	Richmond		OVERSIGHT	NFO
PROJECT	I-95 at Commerce Road Access Study				ADMIN BY	VDOT
DESCRIPTION	FROM: Various TO: Various					
PROGRAM NOTE	All funding obligated based on current allocations/estimate.					
ROUTE/STREET	I-95 (0095)				TOTAL COST	\$550,000
	FUND SOURCE	MATCH	FY21	FY22	FY23	FY24
		\$0	\$0	\$0	\$0	\$0

MPO	Richmond					
UPC NO	93087	SCOPE	Bridge Rehab w/o Added Capacity			
SYSTEM	Interstate	JURISDICTION	Richmond		OVERSIGHT	NFO
PROJECT	#SGR RTE 195 - BRIDGE REPAIR OVER RTE 76, CSX (FED ID 21552)				ADMIN BY	VDOT
DESCRIPTION	FROM: 0.145 MI N OF RTE 76 TO: 0.071 MI S OF RTE 76 (0.2160 MI)					
PROGRAM NOTE	All funding obligated based on current allocations/estimate.					
ROUTE/STREET	0195				TOTAL COST	\$15,291,000
	FUND SOURCE	MATCH	FY21	FY22	FY23	FY24
CN AC	Federal - AC OTHER	\$0	\$491,000	\$0	\$0	\$0

MPO	Richmond					
UPC NO	70550	SCOPE	New Construction Roadway			
SYSTEM	Interstate	JURISDICTION	Chesterfield County		OVERSIGHT	FO
PROJECT	RTE 295 - CONSTRUCT INTERCHANGE				ADMIN BY	VDOT
DESCRIPTION	AT MEADOWVILLE ROAD - Route 618					
ROUTE/STREET	0295				TOTAL COST	\$12,139,129
	FUND SOURCE	MATCH	FY21	FY22	FY23	FY24
PE	Federal - DEMO	\$0	\$56,315	\$0	\$0	\$0
CN	Federal - DEMO	\$0	\$100,421	\$0	\$0	\$0
CN AC	Federal - AC OTHER	\$0	\$8,132,943	\$0	\$0	\$0

MPO	Multiple MPOs					
UPC NO	115852	SCOPE	Traffic Management/Engineering			
SYSTEM	Interstate	JURISDICTION	Statewide		OVERSIGHT	NFO
PROJECT	ITTF FY20 Micro Transit				ADMIN BY	DRPT
DESCRIPTION	FROM: Various TO: Various					
ROUTE/STREET	9999				TOTAL COST	\$500,000
	FUND SOURCE	MATCH	FY21	FY22	FY23	FY24
PE AC	Federal - AC OTHER	\$0	\$500,000	\$0	\$0	\$0

Richmond District Primary Projects

MPO	Richmond					
UPC NO	15988	SCOPE	Bridge Replacement w/o Added Capacity			
SYSTEM	Primary	JURISDICTION	Chesterfield County		OVERSIGHT	NFO
PROJECT	RTE 1 - BR REPL & MOD LTL @ DSCR (FED ID 4896)				ADMIN BY	VDOT
DESCRIPTION	FROM: Intersection w/ Rte. 145 (Chester Road) TO: 0.351 Miles North of Rte. 145 (Chester Road) (0.3510 MI)					
ROUTE/STREET	JEFFERSON DAVIS HIGHWAY (0001)				TOTAL COST	\$18,851,026
	FUND SOURCE	MATCH	FY21	FY22	FY23	FY24
RW	Federal - STP/STBG	\$0	\$272,758	\$0	\$0	\$0
RW AC	Federal - AC OTHER	\$0	\$1,384,148	\$0	\$0	\$0
CN AC	Federal - AC OTHER	\$0	\$810,398	\$0	\$0	\$0

MPO	Richmond					
UPC NO	101021	SCOPE	Safety			
SYSTEM	Primary	JURISDICTION	Chesterfield County		OVERSIGHT	NFO
PROJECT	RTE 1 - IMPROVE INTERSECTION				ADMIN BY	VDOT
DESCRIPTION	FROM: 0.18 MI S RTE 618 TO: 0.25 MI N RTE 618 (0.4400 MI)					
PROGRAM NOTE	WAITING FINANCIAL CLOSURE.					
ROUTE/STREET	JEFFERSON DAVIS HIGHWAY (0001)				TOTAL COST	\$5,193,667
	FUND SOURCE	MATCH	FY21	FY22	FY23	FY24
PE AC	Federal - AC OTHER	\$0	\$301	\$0	\$0	\$0
RW AC	Federal - AC OTHER	\$0	\$407,149	\$0	\$0	\$0
CN AC	Federal - AC OTHER	\$0	\$259,297	\$0	\$0	\$0

MPO	Tri-Cities					
UPC NO	104661	SCOPE	Safety			
SYSTEM	Primary	JURISDICTION	Chesterfield County		OVERSIGHT	NFO
PROJECT	RTE 1 - ADD TRAFFIC SIGNAL AND TURN LANES				ADMIN BY	VDOT
DESCRIPTION	FROM: 0.107 MI S RTE 620 (WOODS EDGE RD) TO: 0.178 MI N RTE 619 (HAPPY HILL RD) (0.4500 MI)					
ROUTE/STREET	JEFFERSON DAVIS HIGHWAY (0001)				TOTAL COST	\$8,342,437
	FUND SOURCE	MATCH	FY21	FY22	FY23	FY24
PE	Federal - CMAQ	\$125	\$499	\$0	\$0	\$0
CN	Federal - CMAQ	\$19,202	\$76,806	\$0	\$0	\$0
CN AC	Federal - AC OTHER	\$0	\$38,142	\$0	\$0	\$0

MPO	Tri-Cities					
UPC NO	73268	SCOPE	Reconstruction w/o Added Capacity			
SYSTEM	Primary	JURISDICTION	Dinwiddie County		OVERSIGHT	NFO
PROJECT	RTE 1 - IMPROVE INTERSECTION				ADMIN BY	VDOT
DESCRIPTION	FROM: ON RTE 226, 0.041 MI E RTE 600 TO: RTE 1 (0.1350 MI)					
PROGRAM NOTE	Waiting Financial Closure.					
ROUTE/STREET	BOYDTON PLANK ROAD (0001)				TOTAL COST	\$3,279,337
	FUND SOURCE	MATCH	FY21	FY22	FY23	FY24
		\$0	\$0	\$0	\$0	\$0

MPO	Richmond					
UPC NO	101020	SCOPE	Reconstruction w/ Added Capacity			
SYSTEM	Primary	JURISDICTION	Chesterfield County		OVERSIGHT	NFO
PROJECT	#HB2.FY17 RTE 10 (BERMUDA TRIANGLE RD TO MEADOWVILLE RD)				ADMIN BY	Locally
DESCRIPTION	FROM: 1.73 mi. W of Rte. 618 (OLD BERMUDA HUNDRED RD) TO: 0.27 mi. E of Rte. 618 (OLD BERMUDA HUNDRED ROAD) (2.0000 MI)					
PROGRAM NOTE	Includes \$1,334,609 GARVEE Debt Service Principal Prev, \$1,043,763 GARVEE Debt Service Principal FFY21, \$1,124,171 GARVEE Debt Service Principal FFY22, \$1,181,355 GARVEE Debt Service Principal FFY23, & \$1,240,990 GARVEE Debt Service Principal FFY24. Total GARVEE Debt Service Principal \$21,567,639. Corresponding Debt Service UPC 110393					
ROUTE/STREET	WEST HNDRD/MEADOWVILLE/OLD BERMUDA HNDRD/RVRSBND (0010)				TOTAL COST	\$64,637,849
	FUND SOURCE	MATCH	FY21	FY22	FY23	FY24
PE	Federal - RSTP	\$210,059	\$840,234	\$0	\$0	\$0
RW	Federal - AC CONVERSION	\$0	\$0	\$1,124,171	\$181,355	\$1,240,990
	Federal - NHS/NHPP	\$0	\$1,043,763	\$0	\$0	\$0
RW TOTAL		\$0	\$1,043,763	\$1,124,171	\$181,355	\$1,240,990
RW AC	Federal - AC	\$0	\$7,320,000	\$0	\$0	\$0
CN	Federal - HIP/F	\$0	\$2,798,250	\$0	\$0	\$0
	Federal - RSTP	\$3,276,501	\$13,106,003	\$0	\$0	\$0
CN TOTAL		\$3,276,501	\$15,904,253	\$0	\$0	\$0
CN AC	Federal - AC	\$0	\$11,869,266	\$0	\$0	\$0
	Federal - AC OTHER	\$0	\$17,620,415	\$0	\$0	\$0
CN AC		\$0	\$29,489,681	\$0	\$0	\$0

MPO	Richmond					
UPC NO	102952	SCOPE	Reconstruction w/ Added Capacity			
SYSTEM	Primary	JURISDICTION	Chesterfield County		OVERSIGHT	NFO
PROJECT	RTE 10 (I-95 - Rt 1) - WIDENING				ADMIN BY	Locally
DESCRIPTION	FROM: 0.087 MI W RTE 1(JEFF DAVIS HWY) TO: 0.507 MI E RTE 1 (JEFF DAVIS HWY) (0.5100 MI)					
ROUTE/STREET	WEST HUNDRED ROAD (0010)				TOTAL COST	\$10,763,346
	FUND SOURCE	MATCH	FY21	FY22	FY23	FY24
PE	Federal - RSTP	\$38,190	\$152,761	\$0	\$0	\$0
RW	Federal - RSTP	\$8,145	\$32,579	\$0	\$0	\$0
CN	Other	\$2,000,000	\$2,000,000	\$0	\$0	\$0
CN AC	Federal - AC OTHER	\$0	\$1,763,345	\$0	\$0	\$0

MPO	Richmond					
UPC NO	104889	SCOPE	Reconstruction w/ Added Capacity			
SYSTEM	Primary	JURISDICTION	Chesterfield County		OVERSIGHT	NFO
PROJECT	RT 10 (Whitepine to Frith) WIDENING				ADMIN BY	Locally
DESCRIPTION	FROM: 0.25 miles N of WHITEPINE ROAD TO: FRITH LANE (1.6110 MI)					
ROUTE/STREET	IRONBRIDGE ROAD (0010)				TOTAL COST	\$15,200,000
	FUND SOURCE	MATCH	FY21	FY22	FY23	FY24
PE	Federal - RSTP	(\$20,000)	(\$80,000)		\$0	\$0
RW	Federal - RSTP	\$110,000	\$440,000		\$0	\$0
CN	Federal - RSTP	\$2,650,000	\$0		\$0	\$10,600,000

MPO	Richmond					
UPC NO	110393	SCOPE				
SYSTEM	Primary	JURISDICTION	Chesterfield County		OVERSIGHT	NFO
PROJECT	#HB2.FY17 RT 10 (BERM TRI TO MEADOWV) GARVEE DEBT SERVICE				ADMIN BY	VDOT
DESCRIPTION						
PROGRAM NOTE	Includes \$1,240,465 GARVEE Debt Service Interest Prev, \$968,726 GARVEE Debt Service Interest FFY21, \$945,484 GARVEE Debt Service Interest FFY22, \$888,559 GARVEE Debt Service Interest FFY23, \$828,754 GARVEE Debt Service Interest FFY24, \$4,401,164 GARVEE Debt Service Interest FFY25-FFY35. Total GARVEE Debt Service Interest \$9,273,152. Corresponding CN UPC 101020.					
ROUTE/STREET	0010				TOTAL COST	\$9,273,153
	FUND SOURCE	MATCH	FY21	FY22	FY23	FY24
CN	Federal - AC CONVERSION	\$0	\$0	\$945,484	\$888,559	\$828,754
	Federal - NHS/NHPP	\$0	\$968,726	\$0	\$0	\$0
CN TOTAL		\$0	\$968,726	\$945,484	\$888,559	\$828,754
CN AC	Federal - AC	\$0	\$7,063,961	\$0	\$0	\$0

MPO	Richmond					
UPC NO	56181	SCOPE	Reconstruction w/ Added Capacity			
SYSTEM	Primary	JURISDICTION	Hanover County		OVERSIGHT	NFO
PROJECT	RTE 33 - ADD LEFT TURN LANES AT THE INTERSECTION OF RTE 623				ADMIN BY	VDOT
DESCRIPTION	FROM: 0.310 MI S RTE 623 (ASHLAND RD) TO: 0.285 MI N RTE 623 (ASHLAND RD) (0.5850 MI)					
PROGRAM NOTE	All funds obligated based on current allocation/estimate					
ROUTE/STREET	0033				TOTAL COST	\$9,025,742
	FUND SOURCE	MATCH	FY21	FY22	FY23	FY24
		\$0	\$0	\$0	\$0	\$0

MPO	Richmond					
UPC NO	102959	SCOPE	Reconstruction w/ Added Capacity			
SYSTEM	Primary	JURISDICTION	Chesterfield County		OVERSIGHT	NFO
PROJECT	RTE 60 - WIDEN TO 6 LANES				ADMIN BY	Locally
DESCRIPTION	FROM: Int. Rte. 677 (OLD BUCKINGHAM RD) TO: Int. Rte. 727 (Alverser Drive) (1.2500 MI)					
PROGRAM NOTE	All funds obligated based on current allocations/estimate Waiting Financial Closure					
ROUTE/STREET	MIDLOTHIAN TURNPIKE (0060)				TOTAL COST	\$10,219,770
	FUND SOURCE	MATCH	FY21	FY22	FY23	FY24
		\$0	\$0	\$0	\$0	\$0

MPO	NonMPO					
UPC NO	104955	SCOPE	Bridge Replacement w/o Added Capacity			
SYSTEM	Primary	JURISDICTION	Mecklenburg County		OVERSIGHT	NFO
PROJECT	#SGR BRIDGE REPLACEMENT RTE 92 OVER BUTCHERS CREEK (FED ID 1)				ADMIN BY	VDOT
DESCRIPTION	FROM: 0.0 mi.from Rte. 797 TO: 0.08 mi. from Rte. 797 (0.0800 MI)					
ROUTE/STREET	0092				TOTAL COST	\$2,000,000
	FUND SOURCE	MATCH	FY21	FY22	FY23	FY24
CN	Federal - NHS/NHPP	\$0	\$0	\$1,525,738	\$0	\$0
CN AC	Federal - AC OTHER	\$0	\$0	\$474,262	\$0	\$0

MPO	Tri-Cities					
UPC NO	105110	SCOPE	Safety			
SYSTEM	Primary	JURISDICTION	Prince George County		OVERSIGHT	NFO
PROJECT	RTE 106 - ADD RIGHT TURN LANE				ADMIN BY	VDOT
DESCRIPTION	FROM: 0.053 Mi. S. Rte. 616 (Laurel Springs Rd.) TO: 0.005 Mi. N. Rte. 616 (Laurel Springs Rd.) (0.0580 MI)					
ROUTE/STREET	COURTHOUSE ROAD (0106)				TOTAL COST	\$1,060,905
	FUND SOURCE	MATCH	FY21	FY22	FY23	FY24
RW	Federal - RSTP	\$390	\$1,560	\$0	\$0	\$0

MPO	Richmond					
UPC NO	115534	SCOPE	Other			
SYSTEM	Primary	JURISDICTION	Chesterfield County		OVERSIGHT	NFO
PROJECT	Hopkins/Chippenham Interchange Modification Report (IMR)				ADMIN BY	Locally
DESCRIPTION	FROM: Various TO: Various					
ROUTE/STREET	CHIPPENHAM PARKWAY (0150)				TOTAL COST	\$500,000
	FUND SOURCE	MATCH	FY21	FY22	FY23	FY24
PE	Federal - RSTP	\$100,000	\$400,000	\$0	\$0	\$0

MPO	Richmond					
UPC NO	106296	SCOPE	Facilities for Pedestrians and Bicycles			
SYSTEM	Primary	JURISDICTION	Charles City County		OVERSIGHT	NFO
PROJECT	RTE 155 - CONSTRUCT TRAIL (PE Only)				ADMIN BY	VDOT
DESCRIPTION	FROM: RTE 602 (LOTT CARY RD) TO: NEW KENT CO LN					
PROGRAM NOTE	All funding obligated based on current allocations/estimate.					
ROUTE/STREET	COURTHOUSE ROAD (0155)				TOTAL COST	\$400,000
	FUND SOURCE	MATCH	FY21	FY22	FY23	FY24
		\$0	\$0	\$0	\$0	\$0

MPO	Richmond					
UPC NO	109191	SCOPE	Preliminary Engineering			
SYSTEM	Primary	JURISDICTION	Chesterfield County		OVERSIGHT	NFO
PROJECT	RTE 288/COMMONWEALTH CTR PKWY & BAILEY BRIDGE CONNECTOR IMR				ADMIN BY	Locally
DESCRIPTION	FROM: 288 360 TO: 288 360 (6.8500 MI)					
ROUTE/STREET	ROUTE 288 (0288)				TOTAL COST	\$405,466
	FUND SOURCE	MATCH	FY21	FY22	FY23	FY24
PE	Federal - RSTP	(\$18,907)	(\$75,627)	\$0	\$0	\$0

MPO	Richmond					
UPC NO	111467	SCOPE	Reconstruction w/ Added Capacity			
SYSTEM	Primary	JURISDICTION	Chesterfield County		OVERSIGHT	NFO
PROJECT	#SMART18 - SB Rt 288 to WB US 360 WB Off-Ramp, US360 PNRLot				ADMIN BY	Locally
DESCRIPTION	FROM: 0 TO: 0					
ROUTE/STREET	ROUTE 288 (0288)				TOTAL COST	\$14,561,500
	FUND SOURCE	MATCH	FY21	FY22	FY23	FY24
RW	Federal - AC CONVERSION	\$0	\$702,745	\$0	\$0	\$0
CN	Federal - AC CONVERSION	\$0	\$0	\$3,901,460	\$1,200,000	\$0
	Federal - NHS/NHPP	\$0	\$2,308,867	\$0	\$0	\$0
CN TOTAL		\$0	\$2,308,867	\$3,901,460	\$1,200,000	\$0
CN AC	Federal - AC	\$0	\$5,101,460	\$0	\$0	\$0
	Federal - AC OTHER	\$0	\$3,942,673	\$0	\$0	\$0
CN AC		\$0	\$9,044,133	\$0	\$0	\$0

MPO	NonMPO					
UPC NO	104953	SCOPE	Bridge Replacement w/o Added Capacity			
SYSTEM	Primary	JURISDICTION	Amelia County		OVERSIGHT	NFO
PROJECT	#SGR RTE 360 - REPLACE WBL BRIDGE (FED ID 1224; CN ONLY)				ADMIN BY	VDOT
DESCRIPTION	FROM: 0.036 MI. WEST OF ROUTE 360 BUSINESS TO: 0.020 MI. EAST OF ROUTE 360 BUSINESS (0.0570 MI)					
PROGRAM NOTE	All funding obligated based on current allocations/estimate.					
ROUTE/STREET	0360				TOTAL COST	\$4,384,600
	FUND SOURCE	MATCH	FY21	FY22	FY23	FY24
		\$0	\$0	\$0	\$0	\$0

MPO	NonMPO					
UPC NO	110424	SCOPE	Bridge Replacement w/o Added Capacity			
SYSTEM	Primary	JURISDICTION	Amelia County		OVERSIGHT	NFO
PROJECT	#SGR RTE 360 EBL - REPLACE BRIDGE (FED ID 1226)				ADMIN BY	VDOT
DESCRIPTION	FROM: 0.036 MI. WEST OF ROUTE 360 BUSINESS TO: 0.020 MI. EAST OF ROUTE 360 BUSINESS (0.0570 MI)					
ROUTE/STREET	PATRICK HENRY HIGHWAY (0360)				TOTAL COST	\$6,165,986
	FUND SOURCE	MATCH	FY21	FY22	FY23	FY24
CN	Federal - AC CONVERSION	\$0	\$4,065,987	\$0	\$0	\$0

MPO	Richmond					
UPC NO	104890	SCOPE	Reconstruction w/ Added Capacity			
SYSTEM	Primary	JURISDICTION	Chesterfield County		OVERSIGHT	NFO
PROJECT	RTE 360 E (Lonas Pkwy to Castle Rock Rd) - WIDENING				ADMIN BY	Locally
DESCRIPTION	FROM: 0.190 Miles West of Bridgewood Rd. TO: 0.029 Miles East of Castle Rock Rd. (0.5610 MI)					
ROUTE/STREET	HULL STREET ROAD (0360)				TOTAL COST	\$7,449,000
	FUND SOURCE	MATCH	FY21	FY22	FY23	FY24
CN	Federal - RSTP	\$997,000	\$3,988,000	\$0	\$0	\$0

MPO	Richmond					
UPC NO	13551	SCOPE	Safety			
SYSTEM	Primary	JURISDICTION	Hanover County		OVERSIGHT	NFO
PROJECT	#SMART18 - RTE 360 WIDENING				ADMIN BY	Locally
DESCRIPTION	FROM: 0.61 MI W RTE 643 (LEE DAVIS RD) TO: 0.18 MI E RTE 643 (LEE DAVIS RD) (0.7900 MI)					
ROUTE/STREET	MECHANICSVILLE TURNPIKE (0360)				TOTAL COST	\$23,894,526
	FUND SOURCE	MATCH	FY21	FY22	FY23	FY24
RW	Federal - AC CONVERSION	\$119,623	\$0	\$478,490	\$0	\$0
CN	Federal - AC CONVERSION	\$0	\$0	\$0	\$0	\$2,514,550
	Federal - NHS/NHPP	\$0	\$0	\$395,853	\$0	\$0
	Federal - RSTP	\$336,031	\$0	\$1,344,125	\$0	\$0
	Federal - STP/STBG	\$0	\$0	\$3,197,398	\$0	\$0
CN TOTAL		\$336,031	\$0	\$4,937,376	\$0	\$2,514,550
CN AC	Federal - AC	\$0	\$0	\$1,726,864	\$0	\$2,514,550
	Federal - AC OTHER	\$0	\$0	\$3,334,646	\$0	\$0
CN AC		\$0	\$0	\$5,061,510	\$0	\$2,514,550

MPO	Richmond					
UPC NO	17768	SCOPE	Reconstruction w/ Added Capacity			
SYSTEM	Primary	JURISDICTION	Hanover County		OVERSIGHT	NFO
PROJECT	RTE 360 - WIDENING FROM 4 TO 6 & 8 LANES				ADMIN BY	VDOT
DESCRIPTION	FROM: RTE 295N BRIDGE TO: RTE 1133 (WYNBROOK LN) (0.6340 MI)					
PROGRAM NOTE	Waiting Financial Closure.					
ROUTE/STREET	MECHANICSVILLE TURNPIKE (0360)				TOTAL COST	\$13,334,504
	FUND SOURCE	MATCH	FY21	FY22	FY23	FY24
PE	Other	\$11,694	\$46,774	\$0	\$0	\$0
RW AC	Federal - AC OTHER	\$0	\$1,780	\$0	\$0	\$0
CN AC	Federal - AC OTHER	\$0	\$2,208,703	\$0	\$0	\$0

MPO	Richmond					
UPC NO	18962	SCOPE	Relocation			
SYSTEM	Primary	JURISDICTION	Hanover County		OVERSIGHT	NFO
PROJECT	RTE 360 - INTERSECTION RELOCATION				ADMIN BY	VDOT
DESCRIPTION	FROM: 0.012 MI S RTE 360 TO: 0.333 MI S RTE 360 (0.3200 MI)					
PROGRAM NOTE	Waiting Financial Closure.					
ROUTE/STREET	0360				TOTAL COST	\$8,145,359
	FUND SOURCE	MATCH	FY21	FY22	FY23	FY24
		\$0	\$0	\$0	\$0	\$0

MPO	Tri-Cities					
UPC NO	100499	SCOPE	Reconstruction w/o Added Capacity			
SYSTEM	Primary	JURISDICTION	Prince George County		OVERSIGHT	NFO
PROJECT	RTE 460 - ADD LEFT TURN LANE WESTBOUND AT RTE 657				ADMIN BY	VDOT
DESCRIPTION	FROM: 0.140 MI. W OF RTE. 657 (Enterprise Drive) TO: 0.201 MI. E OF RTE. 657 (Enterprise Drive) (0.3410 MI)					
ROUTE/STREET	COUNTY DRIVE (0460)				TOTAL COST	\$2,490,702
	FUND SOURCE	MATCH	FY21	FY22	FY23	FY24
RW	Federal - RSTP	\$4,662	\$18,648	\$0	\$0	\$0

MPO	Multiple MPOs					
UPC NO	100432	SCOPE	New Construction Roadway			
SYSTEM	Primary	JURISDICTION	Statewide		OVERSIGHT	FO
PROJECT	Project oversight (Rt 460 Corridor Improvement Project)				ADMIN BY	VDOT
DESCRIPTION	FROM: Intersection w/Rt 58, Clty of Suffolk TO: Intersection w/I-295, Prince George Cty (55.0000 MI)					
PROGRAM NOTE	All funding obligated based on current allocations/estimate.					
ROUTE/STREET	RT. 460 (0460)				TOTAL COST	\$29,935,503
	FUND SOURCE	MATCH	FY21	FY22	FY23	FY24
		\$0	\$0	\$0	\$0	\$0

MPO	Richmond					
UPC NO	115202	SCOPE	Other			
SYSTEM	Primary	JURISDICTION	Chesterfield County		OVERSIGHT	NFO
PROJECT	Countywide Sidewalk Plan				ADMIN BY	Locally
DESCRIPTION	FROM: Various TO: Various					
ROUTE/STREET	VARIOUS (9999)				TOTAL COST	\$150,000
	FUND SOURCE	MATCH	FY21	FY22	FY23	FY24
PE	Federal - RSTP	\$30,000	\$120,000	\$0	\$0	\$0

Richmond District Secondary Projects

MPO	NonMPO					
UPC NO	101241	SCOPE	Bridge Replacement w/o Added Capacity			
SYSTEM	Secondary	JURISDICTION	Brunswick County		OVERSIGHT	NFO
PROJECT	#SGR RTE 630 - BRIDGE REPLACEMENT				ADMIN BY	VDOT
DESCRIPTION	FROM: 0.01 Mi. N. Rte. 764 (Wynn Creek Road) TO: 0.06 Mi. N. Rte. 764 (Wynn Creek Road)					
PROGRAM NOTE	All funds obligated based on current allocations/estimate					
ROUTE/STREET	WAQUA CREEK ROAD (0630)				TOTAL COST	\$1,171,067
	FUND SOURCE	MATCH	FY21	FY22	FY23	FY24
			\$0	\$0	\$0	\$0

MPO	Richmond					
UPC NO	85337	SCOPE	Reconstruction w/o Added Capacity			
SYSTEM	Secondary	JURISDICTION	Charles City County		OVERSIGHT	NFO
PROJECT	RTE 609 - RECONSTRUCTION				ADMIN BY	VDOT
DESCRIPTION	FROM: ON RTE 602, 0.133 MI E OF RTE 609 TO RTE 609 TO: ON RTE 609, FROM RTE 602 TO 0.145 MI N OF RTE 602 (0.2770 MI)					
PROGRAM NOTE	Waiting Financial Closure.					
ROUTE/STREET	BARNETTS ROAD (0609)				TOTAL COST	\$1,886,382
	FUND SOURCE	MATCH	FY21	FY22	FY23	FY24
CN	Federal - RSTP	\$207	\$827	\$0	\$0	\$0

MPO	Richmond					
UPC NO	59166	SCOPE	Reconstruction w/o Added Capacity			
SYSTEM	Secondary	JURISDICTION	Charles City County		OVERSIGHT	NFO
PROJECT	RTE 607 - MINOR WIDENING				ADMIN BY	VDOT
DESCRIPTION	FROM: 0.035 Miles East Rte 639 (The New Road) TO: 0.603 Miles East Rte 639 (The New Road) (0.5680 MI)					
PROGRAM NOTE	Waiting Financial Closure					
ROUTE/STREET	WAYSIDE ROAD (0607)				TOTAL COST	\$2,193,226
	FUND SOURCE	MATCH	FY21	FY22	FY23	FY24
PE	Federal - RSTP	\$252	\$1,009	\$0	\$0	\$0
RW	Federal - RSTP	\$1,023	\$4,090	\$0	\$0	\$0
CN	Federal - RSTP	\$48	\$190	\$0	\$0	\$0

MPO	Richmond					
UPC NO	111981	SCOPE				
SYSTEM	Secondary	JURISDICTION	Chesterfield County		OVERSIGHT	NFO
PROJECT	#SMART18 - BBC Ph 1-Bailey Br, Brad McNeer-GARVEE Debt Serv				ADMIN BY	Locally
DESCRIPTION						
PROGRAM NOTE	Includes \$418,223 FFY22, \$743,235 GARVEE Debt Service Interest FFY23, \$719,485 GARVEE Debt Service Interest FFY24,\$4,856,486 GARVEE Debt Service Interest FFY25-37. Total GARVEE Debt Service Interest \$6,737,429. Corresponding CN UPC 111713					
ROUTE/STREET	0000				TOTAL COST	\$63,737,429
	FUND SOURCE	MATCH	FY21	FY22	FY23	FY24
PE	Federal - AC CONVERSION	\$0	\$0	\$418,223	\$743,235	\$719,485
PE AC	Federal - AC	\$0	\$6,737,429	\$0	\$0	\$0

MPO	Richmond					
UPC NO	111713	SCOPE	New Construction Roadway			
SYSTEM	Secondary	JURISDICTION	Chesterfield County		OVERSIGHT	NFO
PROJECT	#SMART18 - BBC Ph 1 - Bailey Br Conn., Brad McNeer Conn.				ADMIN BY	Locally
DESCRIPTION	FROM: BRAD MC NEER PKWY TO: BAILEY BRIDGE ROAD					
PROGRAM NOTE	Includes \$408,862 GARVEE Debt Service Principal FFY22, \$859,541 GARVEE Debt Service Principal FFY23, \$893,392 GARVEE Debt Service Principal FFY24. Total GARVEE Debt Service Principal \$17,500,163. Corresponding Debt Service UPC 111981.					
ROUTE/STREET	BAILEY BRIDGE CONNECTOR (0000)				TOTAL COST	\$22,960,000
	FUND SOURCE	MATCH	FY21	FY22	FY23	FY24
PE	Federal - AC CONVERSION	\$0	\$0	\$408,862	\$859,541	\$0
PE AC	Federal - AC	\$0	\$1,630,000	\$0	\$0	\$0
RW	Federal - AC CONVERSION	\$0	\$0	\$0	\$0	\$531,795
RW AC	Federal - AC	\$0	\$0	\$9,890,000	\$0	\$0
CN AC	Federal - AC	\$0	\$0	\$0	\$5,975,163	\$0
	Federal - AC OTHER	\$0	\$0	\$0	\$5,464,837	\$0
CN AC		\$0	\$0	\$0	\$11,440,000	\$0

MPO	Tri-Cities					
UPC NO	104083	SCOPE	Reconstruction w/ Added Capacity			
SYSTEM	Secondary	JURISDICTION	Chesterfield County		OVERSIGHT	NFO
PROJECT	RTE 1107 - WIDENING				ADMIN BY	Locally
DESCRIPTION	FROM: INT. ROUTE 36 (CHESTERFIELD AVENUE) TO: INT. ROUTE 1106 (DUPUY ROAD) (0.7400 MI)					
PROGRAM NOTE	Waiting Financial Closure.					
ROUTE/STREET	EAST RIVER ROAD (1107)				TOTAL COST	\$12,073,700
	FUND SOURCE	MATCH	FY21	FY22	FY23	FY24
PE	Other	\$638,252	\$638,252	\$0	\$0	\$0
RW	Federal - STP/STBG	\$0	\$23,079	\$0	\$0	\$0
	Other	\$204,589	\$204,589	\$0	\$0	\$0
RW TOTAL		\$204,589	\$227,668	\$0	\$0	\$0
RW AC	Federal - AC OTHER	\$0	\$570,815	\$0	\$0	\$0
CN AC	Federal - AC OTHER	\$0	\$9,794,124	\$0	\$0	\$0

MPO	Richmond					
UPC NO	101243	SCOPE	Bridge Replacement w/o Added Capacity			
SYSTEM	Secondary	JURISDICTION	Chesterfield County		OVERSIGHT	NFO
PROJECT	#SGR RTE 604 - REPLACE BRIDGE OVER TOMAHAWK CREEK (Fed ID 30)				ADMIN BY	VDOT
DESCRIPTION	FROM: 0.257 MI W RTE 4656 (COVER RIDGE LA) TO: 0.025 MI W RTE 4656 (COVER RIDGE LA) (0.2320 MI)					
PROGRAM NOTE	All funds obligated based on current allocations/estimate. Waiting Financial Closure					
ROUTE/STREET	GENITO ROAD (0604)				TOTAL COST	\$3,153,599
	FUND SOURCE	MATCH	FY21	FY22	FY23	FY24
		\$0	\$0	\$0	\$0	\$0

MPO	Richmond					
UPC NO	115193	SCOPE	Other			
SYSTEM	Secondary	JURISDICTION	Chesterfield County		OVERSIGHT	NFO
PROJECT	Road Diet Study (Hopkins, Turner, Whitepine)				ADMIN BY	Locally
DESCRIPTION	FROM: Various TO: Various					
ROUTE/STREET	HOPKINS, TURNER, WHITEPINE (0637)				TOTAL COST	\$300,000
	FUND SOURCE	MATCH	FY21	FY22	FY23	FY24
PE	Federal - RSTP	\$60,000	\$240,000	\$0	\$0	\$0

MPO	Tri-Cities					
UPC NO	101028	SCOPE	Safety			
SYSTEM	Secondary	JURISDICTION	Chesterfield County		OVERSIGHT	NFO
PROJECT	RTE 600 (Matoaca/Hickory) - ROUNDABOUT				ADMIN BY	Locally
DESCRIPTION	FROM: 0.066 MI S RTE 628 (Hickory Road) TO: 0.076 MI N RTE 628 (Hickory Road) (0.1400 MI)					
ROUTE/STREET	MATOACA ROAD (0600)				TOTAL COST	\$3,430,727
	FUND SOURCE	MATCH	FY21	FY22	FY23	FY24
PE	Federal - RSTP	\$10,223	\$40,892	\$0	\$0	\$0
RW	Federal - RSTP	(\$32,242)	(\$128,967)	\$0	\$0	\$0
CN	Federal - HIP/F	\$0	\$90,285	\$0	\$0	\$0
	Federal - RSTP	\$61,740	\$246,961	\$0	\$0	\$0
CN TOTAL		\$61,740	\$337,246	\$0	\$0	\$0

MPO	Tri-Cities					
UPC NO	112660	SCOPE	Reconstruction w/ Added Capacity			
SYSTEM	Secondary	JURISDICTION	Chesterfield County		OVERSIGHT	NFO
PROJECT	RTE 746 (N. Enon Ch Rd, Rt 10-Meadowville Tech Pk) WIDENING				ADMIN BY	Locally
DESCRIPTION	FROM: Route 10 TO: Meadowville Technology Parkway (0.7300 MI)					
ROUTE/STREET	N. ENON CHURCH ROAD (0746)				TOTAL COST	\$4,214,960
	FUND SOURCE	MATCH	FY21	FY22	FY23	FY24
PE	Federal - RSTP	\$83,690	\$334,760	\$0	\$0	\$0
PE AC	Federal - AC	\$47,690	\$190,760	\$0	\$0	\$0
RW	Federal - RSTP	\$184,492	\$0	\$0	\$737,968	\$0

MPO	Richmond					
UPC NO	17179	SCOPE	Reconstruction w/o Added Capacity			
SYSTEM	Secondary	JURISDICTION	Chesterfield County		OVERSIGHT	NFO
PROJECT	RTE 649 - RECONSTRUCTION				ADMIN BY	VDOT
DESCRIPTION	FROM: 0.343 MI S RTE 3186 (SUSSEX DR) TO: RTE 3186 (SUSSEX DR) (0.3300 MI)					
PROGRAM NOTE	Waiting Financial Closure					
ROUTE/STREET	NEWBYS BRIDGE RD (0649)				TOTAL COST	\$2,539,425
	FUND SOURCE	MATCH	FY21	FY22	FY23	FY24
CN AC	Federal - AC OTHER	\$0	\$1,014,300	\$0	\$0	\$0

MPO	Richmond					
UPC NO	17180	SCOPE	Reconstruction w/o Added Capacity			
SYSTEM	Secondary	JURISDICTION	Chesterfield County		OVERSIGHT	NFO
PROJECT	RTE 649 - RECONSTRUCTION				ADMIN BY	VDOT
DESCRIPTION	FROM: 0.12 MI S RTE 743 (BURNETT DR) TO: 0.12 MI N RTE 743 (BURNETT DR) (0.2400 MI)					
ROUTE/STREET	NEWBYS BRIDGE ROAD (0649)				TOTAL COST	\$1,986,138
	FUND SOURCE	MATCH	FY21	FY22	FY23	FY24
PE AC	Federal - AC OTHER	\$1,663	\$6,652	\$0	\$0	\$0
RW AC	Federal - AC OTHER	\$31,240	\$124,958	\$0	\$0	\$0
CN AC	Federal - AC OTHER	\$0	\$706,740	\$0	\$0	\$0

MPO	Tri-Cities					
UPC NO	80993	SCOPE	Reconstruction w/ Added Capacity			
SYSTEM	Secondary	JURISDICTION	Dinwiddie County		OVERSIGHT	
PROJECT	RTE 600 - ROUNDABOUT				ADMIN BY	VDOT
DESCRIPTION	FROM: ON RTE 226, 0.105 MI W RTE 600 TO: ON RTE 226, 0.041 MI E RTE 600 (0.2980 MI)					
PROGRAM NOTE	Waiting Financial Closure.					
ROUTE/STREET	FERNDALE ROAD (0600)				TOTAL COST	\$4,481,457
	FUND SOURCE	MATCH	FY21	FY22	FY23	FY24
		\$0	\$0	\$0	\$0	\$0

MPO	Richmond					
UPC NO	77121	SCOPE	Reconstruction w/ Added Capacity			
SYSTEM	Secondary	JURISDICTION	Hanover County		OVERSIGHT	NFO
PROJECT	RTE 638 - CONSTRUCT LTL & ADD SB REC. LN				ADMIN BY	Locally
DESCRIPTION	FROM: 0.2 MILE SOUTH OF ROUTE 301 TO: INTERSECTION ROUTE 301 (0.2000 MI)					
PROGRAM NOTE	WAITING FINANCIAL CLOSURE.					
ROUTE/STREET	ATLEE ROAD (0638)				TOTAL COST	\$2,588,517
	FUND SOURCE	MATCH	FY21	FY22	FY23	FY24
CN	Federal - CMAQ	\$4,906	\$19,622	\$0	\$0	\$0
CN AC	Federal - AC OTHER	\$0	\$160,431	\$0	\$0	\$0

MPO	Richmond					
UPC NO	98236	SCOPE	New Construction Roadway			
SYSTEM	Secondary	JURISDICTION	Hanover County		OVERSIGHT	NFO
PROJECT	Rte 638 - Extend Atlee Rd to Connect to Atlee Station Rd				ADMIN BY	Locally
DESCRIPTION	FROM: 0.234 MI. NORTH OF BUCKINGHAM BRANCH RAILROAD TO: 0.244 MI. SOUTH OF BUCKINGHAM BRANCH RAILROAD (0.4780 MI)					
ROUTE/STREET	ATLEE ROAD (RTE 638) (0638)				TOTAL COST	\$21,177,677
	FUND SOURCE	MATCH	FY21	FY22	FY23	FY24
CN AC	Federal - AC OTHER	\$0	\$4,091,819	\$0	\$0	\$0

MPO	Richmond					
UPC NO	115195	SCOPE	Reconstruction w/ Added Capacity			
SYSTEM	Secondary	JURISDICTION	Hanover County		OVERSIGHT	NFO
PROJECT	Atlee Station Rd Widening				ADMIN BY	Locally
DESCRIPTION	FROM: Warren Avenue TO: Kings Charter Drive (1.4000 MI)					
PROGRAM NOTE	All funding obligated based on current allocations/estimate.					
ROUTE/STREET	ATLEE STATION ROAD (0637)				TOTAL COST	\$31,529,239
	FUND SOURCE	MATCH	FY21	FY22	FY23	FY24
		\$0	\$0	\$0	\$0	\$0

MPO	Richmond					
UPC NO	109988	SCOPE	Bridge Replacement w/ Added Capacity			
SYSTEM	Secondary	JURISDICTION	Hanover County		OVERSIGHT	NFO
PROJECT	RTE 715 - BRIDGE ONLY OVER NEWFOUND RIVER (FED ID 9578)				ADMIN BY	VDOT
DESCRIPTION	FROM: 0.80 Miles North of Rte 781 TO: 0.90 Miles North of Rte 781 (0.1000 MI)					
ROUTE/STREET	BEAVER DAM ROAD (0715)				TOTAL COST	\$1,535,758
	FUND SOURCE	MATCH	FY21	FY22	FY23	FY24
PE AC	Federal - AC OTHER	\$0	\$124,554	\$0	\$0	\$0
RW AC	Federal - AC OTHER	\$0	\$133,747	\$0	\$0	\$0
CN AC	Federal - AC OTHER	\$0	\$1,014,794	\$0	\$0	\$0

MPO	Richmond					
UPC NO	103014	SCOPE	Reconstruction w/o Added Capacity			
SYSTEM	Secondary	JURISDICTION	Hanover County		OVERSIGHT	NFO
PROJECT	RT 623 - IMPROVE INTERSECTION				ADMIN BY	Locally
DESCRIPTION	FROM: 0.184 mi W Rte 1(Washington Hwy) TO: Rte 1(Washington Hwy) (0.1840 MI)					
PROGRAM NOTE	All funding obligated based on current allocations/estimate.					
ROUTE/STREET	CEDAR LANE (0623)				TOTAL COST	\$5,934,000
	FUND SOURCE	MATCH	FY21	FY22	FY23	FY24
		\$0	\$0	\$0	\$0	\$0

MPO	Richmond					
UPC NO	81667	SCOPE	Reconstruction w/o Added Capacity			
SYSTEM	Secondary	JURISDICTION	Hanover County		OVERSIGHT	NFO
PROJECT	RTE 615 (CREIGHTON RD) - ROUNDABOUT				ADMIN BY	Locally
DESCRIPTION	FROM: COLD HARBOR RD - FR 0.16 MI N CREIGHTON RD TO 0.08 MI S TO: CREIGHTON RD - FR 0.12 MI W COLD HARBOR RD TO 0.07 MI E (0.2000 MI)					
ROUTE/STREET	CREIGHTON ROAD & COLD HARBOR ROAD (0615)				TOTAL COST	\$8,083,898
	FUND SOURCE	MATCH	FY21	FY22	FY23	FY24
PE	Federal - CMAQ	\$7,476	\$29,903	\$0	\$0	\$0
RW	Federal - CMAQ	(\$14,849)	(\$59,395)	\$0	\$0	\$0
CN	Federal - CMAQ	\$7,373	\$29,492	\$0	\$0	\$0
CN AC	Federal - AC OTHER	\$0	\$334,584	\$0	\$0	\$0

MPO	Richmond					
UPC NO	82399	SCOPE	Bridge Replacement w/ Added Capacity			
SYSTEM	Secondary	JURISDICTION	Hanover County		OVERSIGHT	NFO
PROJECT	#SGR RTE 625 - BRIDGE REPLACEMENT				ADMIN BY	VDOT
DESCRIPTION	FROM: 0.071 MI. E OF HENRICO COUNTY LINE TO: 0.045 Mi. W OF HANOVER COUNTY LINE (0.1190 MI)					
PROGRAM NOTE	All funds obligated based on current allocations/estimate Waiting Financial Closure					
ROUTE/STREET	GREENWOOD ROAD (0625)				TOTAL COST	\$2,852,623
	FUND SOURCE	MATCH	FY21	FY22	FY23	FY24
		\$0	\$0	\$0	\$0	\$0

MPO	Richmond					
UPC NO	109260	SCOPE	Preliminary Engineering			
SYSTEM	Secondary	JURISDICTION	Hanover County		OVERSIGHT	NFO
PROJECT	POLE GREEN RD WIDENING				ADMIN BY	Locally
DESCRIPTION	FROM: Bell Creek Road TO: Rural Point Road (1.5800 MI)					
ROUTE/STREET	POLE GREEN ROAD (0627)				TOTAL COST	\$20,000,000
	FUND SOURCE	MATCH	FY21	FY22	FY23	FY24
PE	Federal - RSTP	\$320,000	\$0	\$0	\$0	\$1,280,000

MPO	Richmond					
UPC NO	104957	SCOPE	Reconstruction w/ Added Capacity			
SYSTEM	Secondary	JURISDICTION	Hanover County		OVERSIGHT	NFO
PROJECT	#HB2.FY17 RTE 656 - SLIDING HILL ROAD CORRIDOR				ADMIN BY	Locally
DESCRIPTION	FROM: 0.35 MI W RTE 1265 (TOTOPOTOMOY TRAIL) TO: 0.676 MI E RTE 1265 (TOTOPOTOMOY TRAIL) (1.0300 MI)					
ROUTE/STREET	SLIDING HILL ROAD (0656)				TOTAL COST	\$11,373,620
	FUND SOURCE	MATCH	FY21	FY22	FY23	FY24
CN AC	Federal - AC OTHER	\$0	\$7,282,989	\$0	\$0	\$0

MPO	Richmond					
UPC NO	104875	SCOPE	Safety			
SYSTEM	Secondary	JURISDICTION	Hanover County		OVERSIGHT	NFO
PROJECT	RTE 606 - ROUNDABOUT				ADMIN BY	Locally
DESCRIPTION	FROM: 0.103 MI W INT RTE 643(RURAL POINT RD)/ RTE 606(STUDLEY RD) TO: 0.068 MI E INT RTE 643(RURAL POINT RD)/RTE 606(STUDLEY RD) (0.1710 MI)					
ROUTE/STREET	STUDLEY ROAD (0606)				TOTAL COST	\$2,628,487
	FUND SOURCE	MATCH	FY21	FY22	FY23	FY24
RW	Federal - RSTP	\$3,186	\$12,745	\$0	\$0	\$0
CN	Federal - RSTP	\$13,403	\$53,611	\$0	\$0	\$0
CN AC	Federal - AC OTHER	\$0	\$511,277	\$0	\$0	\$0

MPO	Richmond					
UPC NO	50528	SCOPE	Reconstruction w/ Added Capacity			
SYSTEM	Secondary	JURISDICTION	Henrico County		OVERSIGHT	NFO
PROJECT	THREE CHOPT ROAD - WIDENING - PE ONLY				ADMIN BY	Locally
DESCRIPTION	FROM: BARRINGTON HILL DRIVE TO: GASKINS ROAD (1.5000 MI)					
PROGRAM NOTE	All funds obligated based on current allocation/estimate					
ROUTE/STREET	9999				TOTAL COST	\$2,583,000
	FUND SOURCE	MATCH	FY21	FY22	FY23	FY24
		\$0	\$0	\$0	\$0	\$0

MPO	Richmond					
UPC NO	60933	SCOPE	Reconstruction w/ Added Capacity			
SYSTEM	Secondary	JURISDICTION	Henrico County		OVERSIGHT	NFO
PROJECT	RTE 9999 - DABBS HOUSE RD; RECONSTRUCTION				ADMIN BY	Locally
DESCRIPTION	FROM: INT. DABBS HOUSE ROAD AND NINE MILE ROAD TO: 0.075 MI. N OF INT. DABBS HOUSE RD & E RICHMOND RD (0.8920 MI)					
PROGRAM NOTE	All funds obligated based on current allocations/estimate					
ROUTE/STREET	DABBS HOUSE ROAD (9999)				TOTAL COST	\$13,289,743
	FUND SOURCE	MATCH	FY21	FY22	FY23	FY24
		\$0	\$0	\$0	\$0	\$0

MPO	Richmond					
UPC NO	104881	SCOPE	Facilities for Pedestrians and Bicycles			
SYSTEM	Secondary	JURISDICTION	Henrico County		OVERSIGHT	NFO
PROJECT	JOHN ROLFE PKWY - ADD SIDEWALK				ADMIN BY	Locally
DESCRIPTION	FROM: RIDGEFIELD PKWY TO: GAYTON RD ()					
ROUTE/STREET	JOHN ROLFE PARKWAY (9999)				TOTAL COST	\$490,566
	FUND SOURCE	MATCH	FY21	FY22	FY23	FY24
RW	Federal - CMAQ	(\$627)	(\$2,508)	\$0	\$0	\$0
CN	Federal - CMAQ	(\$5,646)	(\$22,584)	\$0	\$0	\$0

MPO	Richmond					
UPC NO	115001	SCOPE	Other			
SYSTEM	Secondary	JURISDICTION	Henrico County		OVERSIGHT	NFO
PROJECT	Parham Road/Hungary Road Bicycle and Pedestrian Study				ADMIN BY	Locally
DESCRIPTION	FROM: Various TO: Various					
PROGRAM NOTE	All funding obligated based on current allocations/estimate.					
ROUTE/STREET	PARHAM ROAD (9999)				TOTAL COST	\$250,000
	FUND SOURCE	MATCH	FY21	FY22	FY23	FY24
		\$0	\$0	\$0	\$0	\$0

MPO	Richmond					
UPC NO	110911	SCOPE	Reconstruction w/ Added Capacity			
SYSTEM	Secondary	JURISDICTION	Henrico County		OVERSIGHT	NFO
PROJECT	#SMART18 - Richmond-Henrico Tpke Improvements - North Segmnt				ADMIN BY	Locally
DESCRIPTION	FROM: HUMMINGBIRD RD TO: 0.69 MI NORTH OF AZALEA AVENUE					
ROUTE/STREET	RICHMOND-HENRICO TURNPIKE (9999)				TOTAL COST	\$11,425,000
	FUND SOURCE	MATCH	FY21	FY22	FY23	FY24
PE AC	Federal - AC OTHER	\$0	\$1,093,000	\$0	\$0	\$0
RW AC	Federal - AC OTHER	\$0	\$2,218,000	\$0	\$0	\$0
CN AC	Federal - AC OTHER	\$0	\$0	\$0	\$8,114,000	\$0

MPO	Richmond					
UPC NO	111716	SCOPE	Reconstruction w/ Added Capacity			
SYSTEM	Secondary	JURISDICTION	Henrico County		OVERSIGHT	NFO
PROJECT	#SMART18 - RICHMOND-HENRICO TURNPIKE -- SOUTH SGMNT				ADMIN BY	Locally
DESCRIPTION	FROM: LABURNUM AVENUE TO: HUMMINGBIRD RD					
ROUTE/STREET	RICHMOND-HENRICO TURNPIKE (9999)				TOTAL COST	\$18,642,000
	FUND SOURCE	MATCH	FY21	FY22	FY23	FY24
PE	Federal - AC CONVERSION	\$0	\$0	\$0	\$532,348	\$0
PE AC	Federal - AC	\$0	\$532,348	\$0	\$0	\$0
	Federal - AC OTHER	\$0	\$1,112,652	\$0	\$0	\$0
PE AC		\$0	\$1,645,000	\$0	\$0	\$0
RW AC	Federal - AC OTHER	\$0	\$4,484,000	\$0	\$0	\$0
CN AC	Federal - AC OTHER	\$0	\$0	\$0	\$12,513,000	\$0

MPO	Richmond					
UPC NO	104880	SCOPE	Facilities for Pedestrians and Bicycles			
SYSTEM	Secondary	JURISDICTION	Henrico County		OVERSIGHT	NFO
PROJECT	RIDGEFIELD PKWY - CONSTRUCT SIDEWALK				ADMIN BY	Locally
DESCRIPTION	FROM: PUMP RD TO: FALCONBRIDGE DR (1.0000 MI)					
ROUTE/STREET	RIDGEFIELD PARKWAY (9999)				TOTAL COST	\$1,172,010
	FUND SOURCE	MATCH	FY21	FY22	FY23	FY24
CN	Federal - CMAQ	\$120,687	\$482,748	\$0	\$0	\$0
CN AC	Federal - AC OTHER	\$0	\$291,281	\$0	\$0	\$0

MPO	Richmond					
UPC NO	60934	SCOPE	Reconstruction w/o Added Capacity			
SYSTEM	Secondary	JURISDICTION	Henrico County		OVERSIGHT	NFO
PROJECT	RTE 9999 - SADLER RD; WIDEN & RECONSTRUCT; FED ESCROW PROJ				ADMIN BY	Locally
DESCRIPTION	FROM: 0.005 MI WEST OF DOMINION BOULEVARD TO: 0.030 MI EAST OF CEDAR FOREST ROAD (1.8830 MI)					
PROGRAM NOTE	All funds obligated based on current allocations/estimate					
ROUTE/STREET	SADLER ROAD (9999)				TOTAL COST	\$3,160,000
	FUND SOURCE	MATCH	FY21	FY22	FY23	FY24
		\$0	\$0	\$0	\$0	\$0

MPO	Richmond					
UPC NO	50529	SCOPE	Reconstruction w/ Added Capacity			
SYSTEM	Secondary	JURISDICTION	Henrico County		OVERSIGHT	NFO
PROJECT	RTE 9999 (THREE CHOPT ROAD) WIDEN TO 4 LANES				ADMIN BY	Locally
DESCRIPTION	FROM: 1.076 Mi W INT. COX ROAD TO: 0.241 MI E INT. GASKINS ROAD (2.1740 MI)					
PROGRAM NOTE	All funding obligated based on current allocations/estimate.					
ROUTE/STREET	THREE CHOPT ROAD (9999)				TOTAL COST	\$22,653,669
	FUND SOURCE	MATCH	FY21	FY22	FY23	FY24
		\$0	\$0	\$0	\$0	\$0

MPO	NonMPO					
UPC NO	115873	SCOPE	Safety			
SYSTEM	Secondary	JURISDICTION	Nottoway County		OVERSIGHT	NFO
PROJECT	GUARDRAIL INSTALLATION				ADMIN BY	VDOT
DESCRIPTION	FROM: Route 460 TO: Lunenburg County Line (8.6300 MI)					
ROUTE/STREET	LEWISTON PLANK ROAD (0723)				TOTAL COST	\$205,340
	FUND SOURCE	MATCH	FY21	FY22	FY23	FY24
PE AC	Federal - AC OTHER	\$0	\$0	\$0	\$5,000	\$0
CN AC	Federal - AC OTHER	\$0	\$0	\$0	\$200,340	\$0

MPO	Richmond					
UPC NO	8216	SCOPE	New Construction Roadway			
SYSTEM	Secondary	JURISDICTION	Powhatan County		OVERSIGHT	NFO
PROJECT	RTE 1343 - NEW ROADWAY CONSTRUCTION				ADMIN BY	VDOT
DESCRIPTION	FROM: Intersection Luck Stone Entrance TO: Intersection Route 60 (State Police Crossover) (0.5500 MI)					
PROGRAM NOTE	All funding obligated based on current allocations/estimate.					
ROUTE/STREET	CARTER GALLIER BOULEVARD (1343)				TOTAL COST	\$6,837,254
	FUND SOURCE	MATCH	FY21	FY22	FY23	FY24
		\$0	\$0	\$0	\$0	\$0

MPO	NonMPO					
UPC NO	101246	SCOPE	Bridge Rehab w/o Added Capacity			
SYSTEM	Secondary	JURISDICTION	Powhatan County		OVERSIGHT	NFO
PROJECT	ROUTE 681 - BRIDGE REPAIR (SCOUR) OVER APPOMATTOX RIVER				ADMIN BY	VDOT
DESCRIPTION	Rte 681 Over Appomattox River (VA Str 6910) (0.2700 MI)					
PROGRAM NOTE	All funds obligated based on current allocations/estimate					
ROUTE/STREET	CLEMENTON ROAD (0681)				TOTAL COST	\$1,500,000
	FUND SOURCE	MATCH	FY21	FY22	FY23	FY24
		\$0	\$0	\$0	\$0	\$0

MPO	Richmond					
UPC NO	86442	SCOPE	Reconstruction w/ Added Capacity			
SYSTEM	Secondary	JURISDICTION	Powhatan County		OVERSIGHT	NFO
PROJECT	RTE 711 - MAJOR WIDENING (FED ID 13865)				ADMIN BY	VDOT
DESCRIPTION	FROM: 0.370 MI. EAST OF RTE. 288 TO: 0.142 MI. EAST OF THE POWHATAN / CHESTERFIELD COUNTY LINE (1.2000 MI)					
ROUTE/STREET	HUGUENOT TRAIL (0711)				TOTAL COST	\$19,650,275
	FUND SOURCE	MATCH	FY21	FY22	FY23	FY24
PE	Federal - RSTP	\$127	\$509	\$0	\$0	\$0
CN	Federal - RSTP	\$83,944	\$335,775	\$0	\$0	\$0
CN AC	Federal - AC OTHER	\$0	\$5,660,213	\$0	\$0	\$0

MPO	Tri-Cities					
UPC NO	87941	SCOPE	Safety			
SYSTEM	Secondary	JURISDICTION	Prince George County		OVERSIGHT	NFO
PROJECT	RTE 630 - ROUNDABOUT				ADMIN BY	Locally
DESCRIPTION	AT AVENUE A - FT LEE (0.2000 KM)					
PROGRAM NOTE	All funding obligated based on current allocations/estimate.					
ROUTE/STREET	JEFFERSON PARK ROAD (0630)				TOTAL COST	\$115,571
	FUND SOURCE	MATCH	FY21	FY22	FY23	FY24
		\$0	\$0	\$0	\$0	\$0

MPO	Tri-Cities					
UPC NO	105131	SCOPE	Safety			
SYSTEM	Secondary	JURISDICTION	Prince George County		OVERSIGHT	NFO
PROJECT	RTE 645 & RTE 144 - INTERSECTION IMPROVEMENT				ADMIN BY	VDOT
DESCRIPTION	FROM: 0.121 MI S. OF RTE 144 (TEMPLE AVE) TO: 0.013 MI S. OF RTE 144 (TEMPLE AVE) (0.1190 MI)					
ROUTE/STREET	PUDDLEDOCK ROAD (0645)				TOTAL COST	\$1,283,741
	FUND SOURCE	MATCH	FY21	FY22	FY23	FY24
CN	Federal - RSTP	(\$86,720)	(\$346,880)	\$0	\$0	\$0
CN AC	Federal - AC OTHER	\$0	\$246,350	\$0	\$0	\$0

Richmond District Urban Projects

MPO	Richmond					
UPC NO	13463	SCOPE	Safety			
SYSTEM	Urban	JURISDICTION	Ashland		OVERSIGHT	NFO
PROJECT	RTE 1 - IMPROVE INTERSECTION AT RTE 54				ADMIN BY	VDOT
DESCRIPTION	FROM: 0.119 MI. S. OF INT. W/ RTE 54 TO: 0.086 MI. N. OF INT. W/ RTE 54 (0.2070 MI)					
PROGRAM NOTE	Waiting Financial Closure.					
ROUTE/STREET	NORTH & SOUTH WASHINGTON HWY (0001)				TOTAL COST	\$5,990,697
	FUND SOURCE	MATCH	FY21	FY22	FY23	FY24
PE	Other	\$0	\$51,123	\$0	\$0	\$0
RW	Federal - CMAQ	(\$243,552)	(\$974,208)	\$0	\$0	\$0
CN	Federal - RSTP	\$47,431	\$189,725	\$0	\$0	\$0
CN AC	Federal - AC OTHER	\$146,630	\$586,518	\$0	\$0	\$0

MPO	Richmond					
UPC NO	8651	SCOPE	Reconstruction w/ Added Capacity			
SYSTEM	Urban	JURISDICTION	Ashland		OVERSIGHT	NFO
PROJECT	RTE 1 - WIDEN TO 6 LANES				ADMIN BY	VDOT
DESCRIPTION	FROM: 0.008 MILE NORTH OF ASHCAKE ROAD TO: 0.015 MILE SOUTH OF PLEASANT ROAD (0.4240 MI)					
ROUTE/STREET	ROUTE 1 (0001)				TOTAL COST	\$496,638
	FUND SOURCE	MATCH	FY21	FY22	FY23	FY24
PE AC	Federal - AC OTHER	\$0	\$478,068	\$0	\$0	\$0
RW AC	Federal - AC OTHER	\$0	\$18,570	\$0	\$0	\$0

MPO	Tri-Cities					
UPC NO	90374	SCOPE	Reconstruction w/o Added Capacity			
SYSTEM	Urban	JURISDICTION	Colonial Heights		OVERSIGHT	NFO
PROJECT	RTE 1 - ADD CENTER TURN LANE				ADMIN BY	Locally
DESCRIPTION	FROM: WINDSOR AVE TO: PICKWICK AVE (0.0800 MI)					
PROGRAM NOTE	Waiting Financial Closure.					
ROUTE/STREET	BOULEVARD (0001)				TOTAL COST	\$1,826,562
	FUND SOURCE	MATCH	FY21	FY22	FY23	FY24
		\$0	\$0	\$0	\$0	\$0

MPO	Tri-Cities					
UPC NO	101287	SCOPE	Reconstruction w/o Added Capacity			
SYSTEM	Urban	JURISDICTION	Colonial Heights		OVERSIGHT	NFO
PROJECT	DUPUY AVE - MINOR WIDENING				ADMIN BY	Locally
DESCRIPTION	FROM: WCL COLONIAL HTS TO: 0.10 MI W RTE 1 (BOULEVARD) (0.3800 MI)					
ROUTE/STREET	DUPUY AVENUE (U000)				TOTAL COST	\$4,962,492
	FUND SOURCE	MATCH	FY21	FY22	FY23	FY24
RW	Federal - RSTP	(\$30,200)	(\$120,800)	\$0	\$0	\$0
CN	Federal - RSTP	\$119,550	\$478,200	\$0	\$0	\$0
CN AC	Federal - AC OTHER	\$0	\$0	\$432,741	\$0	\$0

MPO	Tri-Cities					
UPC NO	3945	SCOPE	Reconstruction w/o Added Capacity			
SYSTEM	Urban	JURISDICTION	Colonial Heights		OVERSIGHT	NFO
PROJECT	RTE 1 - IMPROVE INT AT DUPUY AVE				ADMIN BY	Locally
DESCRIPTION	FROM: DUPUY AVE - FR: BATTERY PLACE TO: BOULEVARD TO: ROUTE 1 - FR: PICKWICK AVE TO: LAFAYETTE AVE (0.3800 MI)					
PROGRAM NOTE	Waiting Financial Closure.					
ROUTE/STREET	DUPUY AVENUE & BOULEVARD (0001)				TOTAL COST	\$6,764,414
	FUND SOURCE	MATCH	FY21	FY22	FY23	FY24
		\$0	\$0	\$0	\$0	\$0

MPO	Tri-Cities					
UPC NO	1436	SCOPE	Reconstruction w/ Added Capacity			
SYSTEM	Urban	JURISDICTION	Hopewell		OVERSIGHT	NFO
PROJECT	CEDAR LEVEL ROAD WIDENING				ADMIN BY	VDOT
DESCRIPTION	FROM: 0.026 MI. NORTH INT. NORTH AVENUE TO: 0.071 MI. NORTH INT. RELOCA. MILES AVENUE (1.1600 MI)					
PROGRAM NOTE	All funds obligated based on current allocation/estimate					
ROUTE/STREET	CEDAR LEVEL ROAD (U000)				TOTAL COST	\$6,320,995
	FUND SOURCE	MATCH	FY21	FY22	FY23	FY24
		\$0	\$0	\$0	\$0	\$0

MPO	Tri-Cities					
UPC NO	90018	SCOPE	Reconstruction w/o Added Capacity			
SYSTEM	Urban	JURISDICTION	Hopewell		OVERSIGHT	NFO
PROJECT	CEDAR LEVEL RD - WIDENING				ADMIN BY	VDOT
DESCRIPTION	FROM: 0.056 MI. SOUTH INT. PORTSMOUTH ST. TO: 0.030 MI. NORTH INT. MILES AVE. (0.7140 MI)					
PROGRAM NOTE	All funding obligated based on current allocations/estimate.					
ROUTE/STREET	CEDAR LEVEL ROAD (9047)				TOTAL COST	\$9,464,961
	FUND SOURCE	MATCH	FY21	FY22	FY23	FY24
		\$0	\$0	\$0	\$0	\$0

MPO	Tri-Cities					
UPC NO	101289	SCOPE	Reconstruction w/o Added Capacity			
SYSTEM	Urban	JURISDICTION	Petersburg		OVERSIGHT	NFO
PROJECT	PUDDLEDOCK RD - IMPROVE INTERSECTION				ADMIN BY	VDOT
DESCRIPTION	FROM: 0.083 MI S INDUSTRIAL DR TO: 0.068 MI N INDUSTRIAL DR (0.1510 MI)					
ROUTE/STREET	PUDDLEDOCK ROAD (U000)				TOTAL COST	\$1,906,015
	FUND SOURCE	MATCH	FY21	FY22	FY23	FY24
PE	Federal - RSTP	\$202	\$808	\$0	\$0	\$0
RW	Federal - RSTP	\$117	\$467	\$0	\$0	\$0
CN	Federal - RSTP	\$16,605	\$66,421	\$0	\$0	\$0
CN AC	Federal - AC OTHER	\$0	\$878,555	\$0	\$0	\$0

MPO	Richmond					
UPC NO	100498	SCOPE	Safety			
SYSTEM	Urban	JURISDICTION	Richmond		OVERSIGHT	NFO
PROJECT	City Signal Systems South of James River				ADMIN BY	Locally
DESCRIPTION	FROM: James River TO: City's South limit (0.8000 MI)					
ROUTE/STREET	CHIPPENHAM PARKWAY AND OTHERS (U000)				TOTAL COST	\$10,804,348
	FUND SOURCE	MATCH	FY21	FY22	FY23	FY24
CN AC	Federal - AC OTHER	\$0	\$109,765	\$0	\$0	\$0

MPO	Richmond					
UPC NO	15958	SCOPE	Reconstruction w/ Added Capacity			
SYSTEM	Urban	JURISDICTION	Richmond		OVERSIGHT	NFO
PROJECT	COMMERCE ROAD - WIDENING				ADMIN BY	Locally
DESCRIPTION	FROM: BELLS ROAD (SOUTH JUNCTION) TO: 0.13 Mile N. of BELLEMEADE ROAD (1.8780 MI)					
ROUTE/STREET	COMMERCE ROAD (U000)				TOTAL COST	\$20,945,000
	FUND SOURCE	MATCH	FY21	FY22	FY23	FY24
RW	Other	\$724	\$2,894	\$0	\$0	\$0

MPO	Richmond					
UPC NO	19036	SCOPE	Reconstruction w/o Added Capacity			
SYSTEM	Urban	JURISDICTION	Richmond		OVERSIGHT	NFO
PROJECT	FOREST HILL AVENUE IMPROVEMENTS				ADMIN BY	Locally
DESCRIPTION	FROM: HATHAWAY RD TO: POWHITE PARKWAY (0.7400 MI)					
ROUTE/STREET	FOREST HILL AVENUE (U000)				TOTAL COST	\$12,700,956
	FUND SOURCE	MATCH	FY21	FY22	FY23	FY24
CN	Federal - RSTP	\$2,250	\$9,000	\$0	\$0	\$0
CN AC	Federal - AC OTHER	\$0	\$364,200	\$0	\$0	\$0

MPO	Richmond					
UPC NO	103899	SCOPE	Reconstruction w/o Added Capacity			
SYSTEM	Urban	JURISDICTION	Richmond		OVERSIGHT	NFO
PROJECT	MULTIMODAL IMPROVEMENT TO FRANKLIN ST				ADMIN BY	DRPT
DESCRIPTION	FROM: 14TH STREET TO: 18TH STREET					
PROGRAM NOTE	All funds obligated based on current allocation/estimate					
ROUTE/STREET	FRANKLIN STREET (U000)				TOTAL COST	\$2,500,000
	FUND SOURCE	MATCH	FY21	FY22	FY23	FY24
		\$0	\$0	\$0	\$0	\$0

MPO	Richmond					
UPC NO	19035	SCOPE	Reconstruction w/o Added Capacity			
SYSTEM	Urban	JURISDICTION	Richmond		OVERSIGHT	NFO
PROJECT	JAHNKE ROAD - 2 LANE IMPROVEMENTS				ADMIN BY	Locally
DESCRIPTION	FROM: BLAKEMORE RD TO: FOREST HILL AVE (1.6000 MI)					
ROUTE/STREET	JAHNKE ROAD (U000)				TOTAL COST	\$15,079,805
	FUND SOURCE	MATCH	FY21	FY22	FY23	FY24
RW	Federal - RSTP	(\$100,000)	(\$400,000)		\$0	\$0
CN	Federal - RSTP	\$100,000	\$400,000		\$0	\$0
CN AC	Federal - AC OTHER	\$0	\$1,051,130		\$0	\$0

MPO	Richmond					
UPC NO	15955	SCOPE	Reconstruction w/o Added Capacity			
SYSTEM	Urban	JURISDICTION	Richmond		OVERSIGHT	NFO
PROJECT	RTE 1 - INTERSECTION IMPROVEMENTS AT HOPKINS RD & HARWOOD ST				ADMIN BY	VDOT
DESCRIPTION	FROM: 0.008 MI S CHESTERMAN AVE TO: 0.045 MI N FAIRFAX AVE (0.4200 MI)					
ROUTE/STREET	JEFF DAVIS HWY (0001)				TOTAL COST	\$11,602,886
	FUND SOURCE	MATCH	FY21	FY22	FY23	FY24
CN AC	Federal - AC OTHER	\$0	\$4,276,437		\$0	\$0

MPO	Richmond					
UPC NO	64219	SCOPE	Safety			
SYSTEM	Urban	JURISDICTION	Richmond		OVERSIGHT	NFO
PROJECT	MAIN STREET STATION CAPITAL PREVENTATIVE MAINTENANCE				ADMIN BY	Locally
DESCRIPTION	FROM: (PAYMENT FOR MAINSTREET STATION - MONITORING OF FUNDS TO: ONLY)					
PROGRAM NOTE	All funds obligated based on curent allocation/estimate					
ROUTE/STREET	MAIN STREET STAT (U000)				TOTAL COST	\$38,903,806
	FUND SOURCE	MATCH	FY21	FY22	FY23	FY24
		\$0	\$0		\$0	\$0

MPO	Richmond					
UPC NO	105701	SCOPE	Other			
SYSTEM	Urban	JURISDICTION	Richmond		OVERSIGHT	NFO
PROJECT	MAIN STREET STATION SITE IMPROVEMENTS				ADMIN BY	DRPT
DESCRIPTION	FROM: MAIN STREET STATION TO: MAIN STREET STATION					
ROUTE/STREET	MAIN STREET STATION (9999)				TOTAL COST	\$3,500,000
	FUND SOURCE	MATCH	FY21	FY22	FY23	FY24
CN AC	Federal - AC OTHER	\$0	\$3,500,000		\$0	\$0

MPO	Richmond					
UPC NO	104887	SCOPE	Bridge Rehab w/o Added Capacity			
SYSTEM	Urban	JURISDICTION	Richmond		OVERSIGHT	NFO
PROJECT	RTE 60 - BRIDGE REHABILITATION				ADMIN BY	Locally
DESCRIPTION	AT RTE 161 (BELT BLVD) (0.1900 MI)					
ROUTE/STREET	MIDLOTHIAN TURNPIKE (0060)				TOTAL COST	\$2,015,000
	FUND SOURCE	MATCH	FY21	FY22	FY23	FY24
PE AC	Federal - AC OTHER	\$0	\$137,729	\$0	\$0	\$0
CN AC	Federal - AC OTHER	\$0	\$125,000	\$0	\$0	\$0

MPO	Richmond					
UPC NO	112373	SCOPE	Safety			
SYSTEM	Urban	JURISDICTION	Richmond		OVERSIGHT	NFO
PROJECT	CENTRAL BUS DIST - RETIMING SIGNALS				ADMIN BY	Locally
DESCRIPTION	FROM: VARIOUS LOC TO: VARIOUS LOC					
PROGRAM NOTE	All funding obligated based on current allocations/estimate.					
ROUTE/STREET	U000				TOTAL COST	\$800,000
	FUND SOURCE	MATCH	FY21	FY22	FY23	FY24
		\$0	\$0	\$0	\$0	\$0

MPO	Richmond					
UPC NO	105889	SCOPE	Facilities for Pedestrians and Bicycles			
SYSTEM	Urban	JURISDICTION	Richmond		OVERSIGHT	NFO
PROJECT	BIKE SHARE SYSTEM - CITYWIDE				ADMIN BY	Locally
DESCRIPTION	FROM: VARIOUS LOCATIONS TO: VARIOUS LOCATIONS					
PROGRAM NOTE	All funding obligated based on current allocations/estimate.					
ROUTE/STREET	VARIOUS (0000)				TOTAL COST	\$3,000,000
	FUND SOURCE	MATCH	FY21	FY22	FY23	FY24
		\$0	\$0	\$0	\$0	\$0

MPO	Richmond					
UPC NO	115222	SCOPE	Other			
SYSTEM	Urban	JURISDICTION	Richmond		OVERSIGHT	NFO
PROJECT	Arthur Ashe Park-N-Ride Bus Purchase				ADMIN BY	Locally
DESCRIPTION	FROM: Various TO: Various					
PROGRAM NOTE	All funding obligated based on current allocations/estimate.					
ROUTE/STREET	VARIOUS (9999)				TOTAL COST	\$59,320
	FUND SOURCE	MATCH	FY21	FY22	FY23	FY24
		\$0	\$0	\$0	\$0	\$0

Richmond District Enhancement Projects

MPO	Richmond					
UPC NO	107536	SCOPE	Facilities for Pedestrians and Bicycles			
SYSTEM	Enhancement	JURISDICTION	Chesterfield County		OVERSIGHT	NFO
PROJECT	RTE 144 (HARROWGATE RD) - ADD SIDEWALKS - TAP				ADMIN BY	Locally
DESCRIPTION	FROM: 0.148 MI W OF RIEVES POND DRIVE TO: 0.078 MI E OF RIEVES POND DRIVE (0.2270 MI)					
ROUTE/STREET	HARROWGATE ROAD (0144)				TOTAL COST	\$558,987
	FUND SOURCE	MATCH	FY21	FY22	FY23	FY24
PE AC	Federal - AC OTHER	\$2,820	\$11,281	\$0	\$0	\$0
CN	Federal - RTAP	(\$2,023)	(\$8,091)	\$0	\$0	\$0

MPO	Richmond					
UPC NO	109082	SCOPE	Facilities for Pedestrians and Bicycles			
SYSTEM	Enhancement	JURISDICTION	Chesterfield County		OVERSIGHT	NFO
PROJECT	RTE 654 (BAILEY BRIDGE ROAD) SIDEWALK				ADMIN BY	Locally
DESCRIPTION	FROM: RTE 5013 (BATTLECREEK DRIVE) TO: MANCHESTER HIGH SCHOOL (0.3000 MI)					
PROGRAM NOTE	All funds obligated based on current allocations/estimate					
ROUTE/STREET	BAILEY BRIDGE ROAD (0654)				TOTAL COST	\$725,451
	FUND SOURCE	MATCH	FY21	FY22	FY23	FY24
		\$0	\$0	\$0	\$0	\$0

MPO	Richmond					
UPC NO	108978	SCOPE	Facilities for Pedestrians and Bicycles			
SYSTEM	Enhancement	JURISDICTION	Chesterfield County		OVERSIGHT	
PROJECT	RTE 662 (SPRING RUN ROAD) SIDEWALK				ADMIN BY	Locally
DESCRIPTION	FROM: RTE 5150 (BROCKET DRIVE) TO: SPRING RUN ELEMENTARY SCHOOL (0.0500 MI)					
ROUTE/STREET	SPRING RUN ROAD (0662)				TOTAL COST	\$99,895
	FUND SOURCE	MATCH	FY21	FY22	FY23	FY24
PE	Federal - RTAP	(\$1,464)	(\$5,856)	\$0	\$0	\$0
CN	Federal - RTAP	(\$6,063)	(\$24,250)	\$0	\$0	\$0

MPO	Richmond					
UPC NO	106201	SCOPE	Facilities for Pedestrians and Bicycles			
SYSTEM	Enhancement	JURISDICTION	Chesterfield County		OVERSIGHT	NFO
PROJECT	RTE 707 - SIDEWALKS				ADMIN BY	Locally
DESCRIPTION	FROM: RTE 950 (CHARTER COLONY PKWY) TO: 0.025 MI N RTE 7564 (MIDLOTHIAN WOOD BLVD) (0.3600 MI)					
ROUTE/STREET	LEGORDON DRIVE (0707)				TOTAL COST	\$366,057
	FUND SOURCE	MATCH	FY21	FY22	FY23	FY24
CN	Federal - RTAP	(\$1,298)	(\$5,190)	\$0	\$0	\$0

MPO	Tri-Cities					
UPC NO	104036	SCOPE	Restoration and Rehabilitation			
SYSTEM	Enhancement	JURISDICTION	Petersburg		OVERSIGHT	NFO
PROJECT	City of Petersburg, Southside Depot Restoration				ADMIN BY	Locally
DESCRIPTION						
PROGRAM NOTE	All funding obligated based on current allocations/estimate					
ROUTE/STREET	EN12				TOTAL COST	\$943,603
	FUND SOURCE	MATCH	FY21	FY22	FY23	FY24
			\$0	\$0	\$0	\$0

MPO	Richmond					
UPC NO	105192	SCOPE	Facilities for Pedestrians and Bicycles			
SYSTEM	Enhancement	JURISDICTION	Chesterfield County		OVERSIGHT	NFO
PROJECT	RTE 2770 - ADD SIDEWALK				ADMIN BY	Locally
DESCRIPTION	FROM: YARROW LANE (RTE 3400) TO: RTE 653 (COURTHOUSE RD) (0.3700 MI)					
ROUTE/STREET	SMOKETREE DRIVE (RT 2770) (EN13)				TOTAL COST	\$650,556
	FUND SOURCE	MATCH	FY21	FY22	FY23	FY24
RW	Federal - TAP/F	(\$52)	(\$206)	\$0	\$0	\$0
CN	Federal - TAP/F	\$5,403	\$21,611	\$0	\$0	\$0

MPO	Richmond					
UPC NO	105209	SCOPE	Facilities for Pedestrians and Bicycles			
SYSTEM	Enhancement	JURISDICTION	Richmond		OVERSIGHT	NFO
PROJECT	FLOYD AVE BIKE BOULEVARD				ADMIN BY	Locally
DESCRIPTION	FROM: VARIOUS LOCATIONS TO: VARIOUS LOCATIONS					
PROGRAM NOTE	All funding obligated based on current allocations/estimate					
ROUTE/STREET	FLOYD AVE (EN13)				TOTAL COST	\$572,708
	FUND SOURCE	MATCH	FY21	FY22	FY23	FY24
			\$0	\$0	\$0	\$0

MPO	Richmond					
UPC NO	106246	SCOPE	Facilities for Pedestrians and Bicycles			
SYSTEM	Enhancement	JURISDICTION	Richmond		OVERSIGHT	NFO
PROJECT	CANNON CREEK GREENWAY				ADMIN BY	Locally
DESCRIPTION	FROM: VALLEY ROAD TO: HOSPITAL ROAD (AT OLIVER HILL WY) (0.4000 MI)					
ROUTE/STREET	EN14				TOTAL COST	\$1,002,835
	FUND SOURCE	MATCH	FY21	FY22	FY23	FY24
PE	Federal - TAP/F	(\$40,000)	(\$160,000)	\$0	\$0	\$0
CN	Federal - TAP/F	\$78,000	\$312,000	\$0	\$0	\$0
	Other	\$195,316	\$195,316	\$0	\$0	\$0
CN TOTAL		\$273,316	\$507,316	\$0	\$0	\$0
CN AC	Federal - AC OTHER	\$0	\$22,203	\$0	\$0	\$0

MPO	Richmond					
UPC NO	106247	SCOPE	Facilities for Pedestrians and Bicycles			
SYSTEM	Enhancement	JURISDICTION	Richmond		OVERSIGHT	NFO
PROJECT	MUNFORD ES & FOX ES - SIDEWALKS				ADMIN BY	Locally
DESCRIPTION	FROM: VARIOUS TO: VARIOUS					
PROGRAM NOTE	All funding obligated based on current allocations/estimate					
ROUTE/STREET	EN14				TOTAL COST	\$400,000
	FUND SOURCE	MATCH	FY21	FY22	FY23	FY24
PE	Federal - TAP/F	\$200	\$800	\$0	\$0	\$0
CN	Federal - TAP/F	(\$200)	(\$800)	\$0	\$0	\$0

MPO	Richmond					
UPC NO	107535	SCOPE	Facilities for Pedestrians and Bicycles			
SYSTEM	Enhancement	JURISDICTION	Henrico County		OVERSIGHT	NFO
PROJECT	DOREY PARK - SHARED-USE PATH - TAP				ADMIN BY	Locally
DESCRIPTION	FROM: 1.0 mi S of the int of Darbytown Rd and Dorey Pk TO: 0.1 mi S of the int of Darbytown Rd and Dorey Pk					
PROGRAM NOTE	All funds obligated based on current allocations/estimate					
ROUTE/STREET	EN15				TOTAL COST	\$284,425
	FUND SOURCE	MATCH	FY21	FY22	FY23	FY24
		\$0	\$0	\$0	\$0	\$0

MPO	Richmond					
UPC NO	107515	SCOPE	Facilities for Pedestrians and Bicycles			
SYSTEM	Enhancement	JURISDICTION	Richmond		OVERSIGHT	NFO
PROJECT	CARNATION STREET - ADD SIDEWALK - TAP				ADMIN BY	Locally
DESCRIPTION	FROM: RTE 60 (MIDLOTHIAN TPKE) TO: HIOAKS RD					
ROUTE/STREET	CARNATION STREET (EN15)				TOTAL COST	\$655,625
	FUND SOURCE	MATCH	FY21	FY22	FY23	FY24
CN AC	Federal - AC OTHER	\$0	\$55,625	\$0	\$0	\$0

MPO	Richmond					
UPC NO	107531	SCOPE	Facilities for Pedestrians and Bicycles			
SYSTEM	Enhancement	JURISDICTION	Richmond		OVERSIGHT	NFO
PROJECT	BELLEMEADE PARK - PEDESTRIAN TRAIL - TAP				ADMIN BY	Locally
DESCRIPTION	FROM: MINEFREE ST TO: OAK GROVE-BELLEMEADE SCHOOL					
PROGRAM NOTE	All funding obligated based on current allocations/estimate.					
ROUTE/STREET	EN15				TOTAL COST	\$304,907
	FUND SOURCE	MATCH	FY21	FY22	FY23	FY24
CN	Federal - TAP/F	(\$12,570)	(\$50,279)	\$0	\$0	\$0

MPO	Richmond					
UPC NO	110968	SCOPE	Facilities for Pedestrians and Bicycles			
SYSTEM	Enhancement	JURISDICTION	Henrico County		OVERSIGHT	NFO
PROJECT	FOUR MILE CREEK VCT IMPROVEMENTS				ADMIN BY	Locally
DESCRIPTION	FROM: 0.1 mi E of Farmer's Circle Drive TO: 0.1 mi W of Farmer's Circle Drive (0.2000 MI)					
PROGRAM NOTE	All funding obligated based on current allocations/estimate.					
ROUTE/STREET	EN17				TOTAL COST	\$847,733
	FUND SOURCE	MATCH	FY21	FY22	FY23	FY24
		\$0	\$0	\$0	\$0	\$0

Richmond District Miscellaneous Projects

MPO	Richmond					
UPC NO	103393	SCOPE	Facilities for Pedestrians and Bicycles			
SYSTEM	Miscellaneous	JURISDICTION	Ashland		OVERSIGHT	NFO
PROJECT	ASHLAND TROLLEY LINE TRAIL				ADMIN BY	Locally
DESCRIPTION	FROM: MAPLE ST EXTENSION TO: TROLLEY LINE TRAIL PARK (0.2700 MI)					
PROGRAM NOTE	All funding obligated based on current allocations/estimate.					
ROUTE/STREET	0000				TOTAL COST	\$1,575,156
	FUND SOURCE	MATCH	FY21	FY22	FY23	FY24
PE	Federal - RSTP	\$683	\$2,732	\$0	\$0	\$0
RW	Federal - RSTP	\$233	\$931	\$0	\$0	\$0
CN	Federal - RSTP	\$51,708	\$206,830	\$0	\$0	\$0

MPO	Richmond					
UPC NO	T206	SCOPE	Transit			
SYSTEM	Miscellaneous	JURISDICTION	Richmond		OVERSIGHT	NFO
PROJECT	Alternative Fuel Trolley Vehicle Replacement				ADMIN BY	Locally
DESCRIPTION						
PROGRAM NOTE	All funding obligated based on current allocations/estimate					
ROUTE/STREET	GREATER RICHMOND TRANSIT COMPANY (0000)				TOTAL COST	\$225,000
	FUND SOURCE	MATCH	FY21	FY22	FY23	FY24
		\$0	\$0	\$0	\$0	\$0

MPO	Richmond					
UPC NO	104892	SCOPE	Other			
SYSTEM	Miscellaneous	JURISDICTION	Richmond		OVERSIGHT	NFO
PROJECT	PORT OF VIRGINIA GREEN OPERATOR (GO) PROGRAM				ADMIN BY	Other
DESCRIPTION						
PROGRAM NOTE	All funding obligated based on current allocations/estimate					
ROUTE/STREET	PORT OF RICHMOND (0000)				TOTAL COST	\$1,543,052
	FUND SOURCE	MATCH	FY21	FY22	FY23	FY24
		\$0	\$0	\$0	\$0	\$0

MPO	Richmond					
UPC NO	109193	SCOPE	Transit			
SYSTEM	Miscellaneous	JURISDICTION	Henrico County		OVERSIGHT	NFO
PROJECT	CRAC CNG BUS PURCHASE				ADMIN BY	Locally
DESCRIPTION	FROM: various TO: various					
ROUTE/STREET	9999				TOTAL COST	\$140,000
	FUND SOURCE	MATCH	FY21	FY22	FY23	FY24
CN	Federal - CMAQ	\$28,000	\$112,000	\$0	\$0	\$0

MPO	Richmond					
UPC NO	86357	SCOPE	Other			
SYSTEM	Miscellaneous	JURISDICTION	Multi-jurisdictional: Richmond MPO	OVERSIGHT	NFO	
PROJECT	RAMPO Travel Demand Modeling On-Call Consultant Support			ADMIN BY	Other	
DESCRIPTION						
ROUTE/STREET	9999			TOTAL COST	\$800,000	
	FUND SOURCE	MATCH	FY21	FY22	FY23	FY24
PE	Federal - RSTP	\$100,000	\$400,000	\$0	\$0	\$0

MPO	Tri-Cities					
UPC NO	115085	SCOPE	Other			
SYSTEM	Miscellaneous	JURISDICTION	Multi-jurisdictional: Tri-Cities MPO	OVERSIGHT	NFO	
PROJECT	RSTP SUPPLEMENT FOR TCAMPO PLANNING - FY19			ADMIN BY	Locally	
DESCRIPTION	FROM: 0 TO: 0					
ROUTE/STREET	VARIOUS (9999)			TOTAL COST	\$31,778	
	FUND SOURCE	MATCH	FY21	FY22	FY23	FY24
PE	Federal - RSTP	\$6,356	\$25,422	\$0	\$0	\$0

MPO	Tri-Cities					
UPC NO	115897	SCOPE	Other			
SYSTEM	Miscellaneous	JURISDICTION	Multi-jurisdictional: Tri-Cities MPO	OVERSIGHT	NFO	
PROJECT	RSTP SUPPLEMENT FOR MPO PLANNING - FY 20			ADMIN BY	Locally	
DESCRIPTION	FROM: 0 TO: 0					
PROGRAM NOTE	All funding obligated based on current allocations/estimate .					
ROUTE/STREET	VARIOUS (9999)			TOTAL COST	\$85,000	
	FUND SOURCE	MATCH	FY21	FY22	FY23	FY24
		\$0	\$0	\$0	\$0	\$0

MPO	Tri-Cities					
UPC NO	115898	SCOPE	Other			
SYSTEM	Miscellaneous	JURISDICTION	Multi-jurisdictional: Tri-Cities MPO	OVERSIGHT	NFO	
PROJECT	RSTP SUPPLEMENT FOR MPO PLANNING - FY 21			ADMIN BY	Locally	
DESCRIPTION	FROM: 0 TO: 0					
ROUTE/STREET	VARIOUS (9999)			TOTAL COST	\$85,000	
	FUND SOURCE	MATCH	FY21	FY22	FY23	FY24
PE	Federal - RSTP	\$17,000	\$68,000	\$0	\$0	\$0

MPO	Tri-Cities					
UPC NO	115899	SCOPE	Other			
SYSTEM	Miscellaneous	JURISDICTION	Multi-jurisdictional: Tri-Cities MPO	OVERSIGHT	NFO	
PROJECT	RSTP SUPPLEMENT FOR TCAMPO PLANNING - FY22			ADMIN BY	Locally	
DESCRIPTION	FROM: 0 TO: 0					
ROUTE/STREET	VARIOUS (9999)			TOTAL COST	\$85,000	
	FUND SOURCE	MATCH	FY21	FY22	FY23	FY24
PE	Federal - RSTP	\$17,000	\$0	\$68,000	\$0	\$0

MPO	Tri-Cities					
UPC NO	115900	SCOPE	Other			
SYSTEM	Miscellaneous	JURISDICTION	Multi-jurisdictional: Tri-Cities MPO		OVERSIGHT	NFO
PROJECT	RSTP SUPPLEMENT FOR TCAMPO PLANNING - FY23				ADMIN BY	Locally
DESCRIPTION	FROM: 0 TO: 0					
ROUTE/STREET	VARIOUS (9999)				TOTAL COST	\$85,000
	FUND SOURCE	MATCH	FY21	FY22	FY23	FY24
PE	Federal - RSTP	\$17,000	\$0	\$0	\$68,000	\$0

MPO	Tri-Cities					
UPC NO	115902	SCOPE	Other			
SYSTEM	Miscellaneous	JURISDICTION	Multi-jurisdictional: Tri-Cities MPO		OVERSIGHT	NFO
PROJECT	RSTP SUPPLEMENT FOR TCAMPO PLANNING - FY24				ADMIN BY	Locally
DESCRIPTION	FROM: 0 TO: 0					
ROUTE/STREET	VARIOUS (9999)				TOTAL COST	\$85,000
	FUND SOURCE	MATCH	FY21	FY22	FY23	FY24
PE	Federal - RTAP	\$17,000	\$0	\$0	\$0	\$68,000

MPO	Richmond					
UPC NO	115815	SCOPE	Other			
SYSTEM	Miscellaneous	JURISDICTION	Richmond		OVERSIGHT	NFO
PROJECT	I-64 Express Barge Service Expansion				ADMIN BY	Locally
DESCRIPTION	FROM: Various TO: Various					
ROUTE/STREET	RMT (9999)				TOTAL COST	\$3,000,000
	FUND SOURCE	MATCH	FY21	FY22	FY23	FY24
CN	Federal - CMAQ	\$600,000	\$0	\$0	\$0	\$2,400,000

MPO	Richmond					
UPC NO	115818	SCOPE	Transit			
SYSTEM	Miscellaneous	JURISDICTION	Richmond		OVERSIGHT	NFO
PROJECT	Cash for Carpool Incentive Program				ADMIN BY	DRPT
DESCRIPTION	FROM: Various TO: Various					
ROUTE/STREET	RIDEFINDERS (9999)				TOTAL COST	\$135,000
	FUND SOURCE	MATCH	FY21	FY22	FY23	FY24
PE	Federal - CMAQ	\$27,000	\$108,000	\$0	\$0	\$0

MPO	Richmond					
UPC NO	106304	SCOPE	Preliminary Engineering			
SYSTEM	Miscellaneous	JURISDICTION	Richmond District-wide		OVERSIGHT	NFO
PROJECT	PARK AND RIDE LOTS AT PRIORITY LOCATIONS - PE ONLY				ADMIN BY	VDOT
DESCRIPTION	FROM: VARIOUS LOCATIONS TO: VARIOUS LOCATIONS					
PROGRAM NOTE	All funding obligated based on current allocations/estimate.					
ROUTE/STREET	9999				TOTAL COST	\$125,000
	FUND SOURCE	MATCH	FY21	FY22	FY23	FY24
		\$0	\$0	\$0	\$0	\$0

MPO	Multiple MPOs					
UPC NO	T20741	SCOPE				
SYSTEM	Miscellaneous	JURISDICTION	Statewide	OVERSIGHT	NFO	
PROJECT	VEHICLE FUEL CONVERSION PROGRAM MARKETING			ADMIN BY	Other	
DESCRIPTION						
PROGRAM NOTE	Statewide project for conversion of state and local government fleet vehicles to clean fuel; applies to Northern Virginia, Hampton Roads, Fredericksburg, Richmond, and Tri-Cities MPO areas.					
ROUTE/STREET	9999			TOTAL COST	\$360,000	
	FUND SOURCE	MATCH	FY21	FY22	FY23	FY24
CN	Federal - CMAQ	\$72,000	\$288,000	\$0	\$0	\$0

MPO	Multiple MPOs					
UPC NO	T11802	SCOPE	Other			
SYSTEM	Miscellaneous	JURISDICTION	Statewide	OVERSIGHT	FO	
PROJECT	Vehicle Fuel Conversion Program			ADMIN BY	Other	
DESCRIPTION	FROM: 1 TO: 1					
PROGRAM NOTE	Statewide project for conversion of state and local government fleet vehicles to clean fuel; applies to Northern Virginia, Hampton Roads, Fredericksburg, Richmond, and Tri-Cities MPO areas. All funding obligated based on current allocations/estimate.					
ROUTE/STREET	9999			TOTAL COST	\$8,640,000	
	FUND SOURCE	MATCH	FY21	FY22	FY23	FY24
		\$0	\$0	\$0	\$0	\$0

MPO	Tri-Cities					
UPC NO	T204	SCOPE	Other			
SYSTEM	Miscellaneous	JURISDICTION	Petersburg	OVERSIGHT	NFO	
PROJECT	Nonattainment Area			ADMIN BY	Locally	
DESCRIPTION	Tri-Cities MPO Air Quality Maintenance Area					
ROUTE/STREET	DEQ/MRAQC (MRAQ)			TOTAL COST	\$645,000	
	FUND SOURCE	MATCH	FY21	FY22	FY23	FY24
PE	Other	\$97,800	\$391,200	\$0	\$0	\$0

MPO	Richmond					
UPC NO	T41	SCOPE	Transit			
SYSTEM	Miscellaneous	JURISDICTION	Richmond	OVERSIGHT	NFO	
PROJECT	Renovation of Transportation Facility			ADMIN BY	VDOT	
DESCRIPTION						
PROGRAM NOTE	All funding obligated based on current allocations/estimate.					
ROUTE/STREET	GREATER RICHMOND TRANSIT COMPANY (Mtch)			TOTAL COST	\$6,935,088	
	FUND SOURCE	MATCH	FY21	FY22	FY23	FY24
PE AC	Federal - AC OTHER	\$0	\$2,202,588	\$0	\$0	\$0

MPO	Richmond					
UPC NO	T203	SCOPE	Transit			
SYSTEM	Miscellaneous	JURISDICTION	Richmond		OVERSIGHT	NFO
PROJECT	Regionwide Air Pollution Reduction Program - Ridefinders				ADMIN BY	Locally
DESCRIPTION	Regionwide Air Pollution Reduction Program					
PROGRAM NOTE	All funding obligated based on current allocations/estimate.					
ROUTE/STREET	COMPOOL INC.(RIDEFINDERS) (RAPR)				TOTAL COST	\$15,153,187
	FUND SOURCE	MATCH	FY21	FY22	FY23	FY24
		\$0	\$0	\$0	\$0	\$0

MPO	Tri-Cities					
UPC NO	72904	SCOPE	Preliminary Engineering			
SYSTEM	Miscellaneous	JURISDICTION	Richmond District-wide		OVERSIGHT	NFO
PROJECT	SUPPLEMENTAL MPO PLANNING STAFF FUNDING FOR CRATER PDC				ADMIN BY	Locally
DESCRIPTION						
PROGRAM NOTE	All funding obligated based on current allocations/estimate.					
ROUTE/STREET	RPSF				TOTAL COST	\$1,159,610
	FUND SOURCE	MATCH	FY21	FY22	FY23	FY24
		\$0	\$0	\$0	\$0	\$0

MPO	Richmond					
UPC NO	109266	SCOPE	Other			
SYSTEM	Miscellaneous	JURISDICTION	Richmond		OVERSIGHT	NFO
PROJECT	RICHMOND MARINE TERMINAL - INTERMODAL TRANSER IMPROVEMENTS				ADMIN BY	Locally
DESCRIPTION	FROM: Various TO: Various					
PROGRAM NOTE	All funding obligated based on current allocations/estimate.					
ROUTE/STREET	U000				TOTAL COST	\$2,050,000
	FUND SOURCE	MATCH	FY21	FY22	FY23	FY24
		\$0	\$0	\$0	\$0	\$0

MPO	Richmond					
UPC NO	113832	SCOPE	Other			
SYSTEM	Miscellaneous	JURISDICTION	Richmond		OVERSIGHT	NFO
PROJECT	Richmond Marine Terminal (RMT) Gate Impr. & New Drop-off Lot				ADMIN BY	Locally
DESCRIPTION	FROM: various TO: various					
ROUTE/STREET	RMT TERMINAL (U000)				TOTAL COST	\$2,550,000
	FUND SOURCE	MATCH	FY21	FY22	FY23	FY24
CN	Federal - RSTP	\$343,190	\$1,372,759	\$0	\$0	\$0
CN AC	Federal - AC OTHER	\$0	\$334,051	\$0	\$0	\$0

MPO	Richmond					
UPC NO	114631	SCOPE	Other			
SYSTEM	Miscellaneous	JURISDICTION	Richmond		OVERSIGHT	NFO
PROJECT	RICHMOND MARINE TERMINAL - EMERGENCY BULKHEAD REPAIR			ADMIN BY	Locally	
DESCRIPTION	FROM: VARIOUS TO: VARIOUS					
PROGRAM NOTE	All funding obligated based on current allocations/estimate.					
ROUTE/STREET	U000			TOTAL COST	\$992,000	
	FUND SOURCE	MATCH	FY21	FY22	FY23	FY24
CN AC	Federal - AC OTHER	\$0	\$8,000	\$0	\$0	\$0

Richmond District Public Transportation Projects

MPO	Richmond					
UPC NO	T2131	SCOPE	Transit			
SYSTEM	Public Transportation	JURISDICTION	Chesterfield County		OVERSIGHT	NFO
PROJECT	Expansion of Bus Service				ADMIN BY	VDOT
DESCRIPTION	Expansion of Bus Service					
PROGRAM NOTE	All funds obligated based on current allocation/estimate					
ROUTE/STREET	0000				TOTAL COST	\$1,035,000
	FUND SOURCE	MATCH	FY21	FY22	FY23	FY24
		\$0	\$0	\$0	\$0	\$0

MPO	Richmond					
UPC NO	T1811	SCOPE	Transit			
SYSTEM	Public Transportation	JURISDICTION	Richmond		OVERSIGHT	NFO
PROJECT	City of Richmond: Employee TripReduction Program				ADMIN BY	Locally
DESCRIPTION						
PROGRAM NOTE	All funding obligated based on current allocations/estimate.					
ROUTE/STREET	0000				TOTAL COST	\$2,696,500
	FUND SOURCE	MATCH	FY21	FY22	FY23	FY24
		\$0	\$0	\$0	\$0	\$0

MPO	Richmond					
UPC NO	104958	SCOPE	Transit			
SYSTEM	Public Transportation	JURISDICTION	Richmond		OVERSIGHT	NFO
PROJECT	PURCHASE OF GRTC REPLACEMENT BUSES				ADMIN BY	DRPT
DESCRIPTION						
PROGRAM NOTE	All funding obligated based on current allocations/estimate.					
ROUTE/STREET	0000				TOTAL COST	\$1,266,000
	FUND SOURCE	MATCH	FY21	FY22	FY23	FY24
		\$0	\$0	\$0	\$0	\$0

MPO	Richmond					
UPC NO	T20113	SCOPE	Transit			
SYSTEM	Public Transportation	JURISDICTION	Richmond		OVERSIGHT	NFO
PROJECT	GRTC REPLACEMENT OF ROLLING STOCK CNG BUSES (FY22)				ADMIN BY	DRPT
DESCRIPTION	FROM: N/A TO: N/A					
PROGRAM NOTE	All funding obligated based on current allocations/estimate.					
ROUTE/STREET	9999				TOTAL COST	\$2,465,420
	FUND SOURCE	MATCH	FY21	FY22	FY23	FY24
		\$0	\$0	\$0	\$0	\$0

MPO	Richmond					
UPC NO	109361	SCOPE	Transit			
SYSTEM	Public Transportation	JURISDICTION	Richmond		OVERSIGHT	NFO
PROJECT	GRTC TRANSIT DEVELOPMENT PLAN				ADMIN BY	Locally
DESCRIPTION	FROM: various TO: various					
PROGRAM NOTE	All funding obligated based on current allocations/estimate					
ROUTE/STREET	9999				TOTAL COST	\$155,700
	FUND SOURCE	MATCH	FY21	FY22	FY23	FY24
		\$0	\$0	\$0	\$0	\$0

MPO	Richmond					
UPC NO	109362	SCOPE	Transit			
SYSTEM	Public Transportation	JURISDICTION	Richmond		OVERSIGHT	NFO
PROJECT	GRTC REPLACEMENT OF ROLLING STOCK CNG BUSES				ADMIN BY	DRPT
DESCRIPTION	FROM: N/A TO: N/A					
PROGRAM NOTE	All funding obligated based on current allocations/estimate.					
ROUTE/STREET	9999				TOTAL COST	\$589,291
	FUND SOURCE	MATCH	FY21	FY22	FY23	FY24
		\$0	\$0	\$0	\$0	\$0

MPO	Richmond					
UPC NO	T9678	SCOPE	Transit			
SYSTEM	Public Transportation	JURISDICTION	Multi-jurisdictional: Richmond MPO		OVERSIGHT	NFO
PROJECT	GRTC bus replacement				ADMIN BY	Locally
DESCRIPTION	FROM: N/A TO: N/A					
PROGRAM NOTE	All funding obligated based on current allocations/estimate.					
ROUTE/STREET	GRBS				TOTAL COST	\$2,100,000
	FUND SOURCE	MATCH	FY21	FY22	FY23	FY24
		\$0	\$0	\$0	\$0	\$0

MPO	Richmond					
UPC NO	T9879	SCOPE	Transit			
SYSTEM	Public Transportation	JURISDICTION	Multi-jurisdictional: Richmond MPO		OVERSIGHT	NFO
PROJECT	ARRA - GRTC Bus Replacement				ADMIN BY	Locally
DESCRIPTION	FROM: N/A TO: N/A					
ROUTE/STREET	GRTC				TOTAL COST	\$3,120,000
	FUND SOURCE	MATCH	FY21	FY22	FY23	FY24
CN	Other	\$0	\$3,120,000	\$0	\$0	\$0

MPO	Richmond					
UPC NO	T9717	SCOPE	Transit			
SYSTEM	Public Transportation	JURISDICTION	Multi-jurisdictional: Richmond MPO	OVERSIGHT	NFO	
PROJECT	Mechanicsville Commuter Transit Service			ADMIN BY	Locally	
DESCRIPTION	FROM: N/A TO: N/A					
PROGRAM NOTE	All obligations obligated based on current allocations/estimate					
ROUTE/STREET	GRTC			TOTAL COST	\$399,500	
	FUND SOURCE	MATCH	FY21	FY22	FY23	FY24
		\$0	\$0	\$0	\$0	\$0

MPO	Richmond					
UPC NO	T11907	SCOPE	Transit			
SYSTEM	Public Transportation	JURISDICTION	Richmond	OVERSIGHT	NFO	
PROJECT	GRTC REPLACEMENT BUSES			ADMIN BY	Locally	
DESCRIPTION						
PROGRAM NOTE	All funding obligated based on current allocations/estimate.					
ROUTE/STREET	N/A (U000)			TOTAL COST	\$4,219,130	
	FUND SOURCE	MATCH	FY21	FY22	FY23	FY24
CN AC	Federal - AC OTHER	\$0	\$843,826	\$0	\$0	\$0

Richmond District Project Groupings

MPO		NonMPO				
GROUPING		Construction : Bridge Rehabilitation/Replacement/Reconstruction				
ROUTE/STREET					TOTAL COST	\$67,330,207
	FUND SOURCE	MATCH	FY21	FY22	FY23	FY24
CN	Federal - STP/STBG	\$761,507	\$2,688,390	\$357,638	\$0	\$0
CN AC	Federal - AC	\$845,246	\$631,610	\$2,749,373	\$0	\$0

MPO		NonMPO				
GROUPING		Construction : Rail				
ROUTE/STREET					TOTAL COST	\$570,000
	FUND SOURCE	MATCH	FY21	FY22	FY23	FY24
PE	Federal - RAIL	\$2,778	\$0	\$0	\$0	\$25,000
CN	Federal - RAIL	\$60,503	\$0	\$0	\$0	\$544,525
CN AC	Federal - AC	\$53	\$0	\$0	\$0	\$475

MPO		NonMPO				
GROUPING		Construction : Safety/ITS/Operational Improvements				
ROUTE/STREET					TOTAL COST	\$30,987,362
	FUND SOURCE	MATCH	FY21	FY22	FY23	FY24
PE	Federal - STP/STBG	\$127,500	\$510,000	\$0	\$0	\$0
RW	Federal - HSIP	\$44,444	\$400,000	\$0	\$0	\$0
	Federal - NHS/NHPP	\$114,896	\$0	\$459,582	\$0	\$0
RW TOTAL		\$159,340	\$400,000	\$459,582	\$0	\$0
RW AC	Federal - AC	\$478,125	\$0	\$0	\$1,912,500	\$0
CN	Federal - AC CONVERSION	\$410,062	\$500,000	\$0	\$0	\$1,418,027
	Federal - HSIP	\$223,926	\$1,495,330	\$0	\$520,000	\$0
	Federal - STP/STBG	\$8,420	\$0	\$33,678	\$0	\$0
CN TOTAL		\$642,407	\$1,995,330	\$33,678	\$520,000	\$1,418,027
CN AC	Federal - AC	\$863,989	\$1,580,948	\$2,099,084	\$1,820,387	\$0

MPO		NonMPO				
GROUPING		Construction : Transportation Enhancement/Byway/Non-Traditional				
ROUTE/STREET					TOTAL COST	\$22,838,346
	FUND SOURCE	MATCH	FY21	FY22	FY23	FY24
CN	Federal - TAP/F	\$85,181	\$340,723	\$0	\$0	\$0
CN AC	Federal - AC	\$26,423	\$105,693	\$0	\$0	\$0

MPO		Richmond				
GROUPING		Maintenance : Preventive Maintenance and System Preservation				
PROGRAM NOTE		Funding identified to be obligated districtwide as projects are identified.				
ROUTE/STREET					TOTAL COST	\$128,026,686
	FUND SOURCE	MATCH	FY21	FY22	FY23	FY24
CN	Federal - NHFP	\$0	\$2,500,000	\$2,500,000	\$0	\$0
	Federal - NHS/NHPP	\$0	\$8,194,023	\$8,194,023	\$8,194,023	\$8,194,023
	Federal - STP/STBG	\$0	\$21,974,931	\$28,204,303	\$20,568,747	\$19,502,613
CN TOTAL		\$0	\$32,668,954	\$38,898,326	\$28,762,770	\$27,696,636

MPO		Richmond				
GROUPING		Maintenance : Preventive Maintenance for Bridges				
PROGRAM NOTE		Funding identified to be obligated districtwide as projects are identified.				
ROUTE/STREET					TOTAL COST	\$104,922,106
	FUND SOURCE	MATCH	FY21	FY22	FY23	FY24
CN	Federal - NHFP	\$0	\$6,624,541	\$0	\$0	\$0
	Federal - NHS/NHPP	\$0	\$7,905,053	\$8,824,384	\$15,149,840	\$14,126,050
	Federal - STP/STBG	\$0	\$21,822,250	\$8,953,040	\$11,627,147	\$9,889,801
CN TOTAL		\$0	\$36,351,844	\$17,777,424	\$26,776,987	\$24,015,851

MPO		Richmond				
GROUPING		Maintenance : Traffic and Safety Operations				
PROGRAM NOTE		Funding identified to be obligated districtwide as projects are identified.				
ROUTE/STREET					TOTAL COST	\$18,232,749
	FUND SOURCE	MATCH	FY21	FY22	FY23	FY24
CN	Federal - STP/STBG	\$0	\$4,155,321	\$3,563,909	\$5,170,051	\$5,343,468

Richmond MPO Project Groupings

GROUPING		Construction : Bridge Rehabilitation/Replacement/Reconstruction					
ROUTE/STREET						TOTAL COST	\$39,489,156
	FUND SOURCE	MATCH	FY21	FY22	FY23	FY24	
PE	Federal - AC CONVERSION	\$105,000	\$0	\$420,000	\$0	\$0	
RW	Federal - AC CONVERSION	\$245,000	\$0	\$380,000	\$600,000	\$0	
	Federal - NHFP	\$0	\$1	\$0	\$0	\$0	
RW TOTAL		\$245,000	\$1	\$380,000	\$600,000	\$0	
CN	Federal - AC CONVERSION	\$50,000	\$0	\$0	\$200,000	\$0	
	Federal - NHFP	\$16,447	\$0	\$65,789	\$0	\$0	
	Federal - NHS/NHPP	\$1,944,643	\$0	\$7,778,573	\$0	\$0	
	Federal - RSTP	\$1,150,000	\$0	\$4,600,000	\$0	\$0	
CN TOTAL		\$3,161,091	\$0	\$12,444,362	\$200,000	\$0	
CN AC	Federal - AC	\$1,604,750	\$3,519,000	\$2,900,001	\$0	\$0	
	Federal - AC OTHER	\$363,909	\$0	\$1,455,637	\$0	\$0	
CN AC		\$1,968,660	\$3,519,000	\$4,355,638	\$0	\$0	

GROUPING		Construction : Rail					
ROUTE/STREET						TOTAL COST	\$6,265,026
	FUND SOURCE	MATCH	FY21	FY22	FY23	FY24	
CN	Federal - AC CONVERSION	\$2,743	\$0	\$0	\$24,685	\$0	
	Federal - RAIL	\$265,844	\$0	\$2,010,895	\$381,700	\$0	
CN TOTAL		\$268,587	\$0	\$2,010,895	\$406,385	\$0	
CN AC	Federal - AC	\$2,743	\$0	\$24,685	\$0	\$0	

GROUPING		Construction : Safety/ITS/Operational Improvements					
ROUTE/STREET						TOTAL COST	\$471,215,965
	FUND SOURCE	MATCH	FY21	FY22	FY23	FY24	
PE	Federal - AC CONVERSION	\$407,384	\$30,987	\$1,267,000	\$46,672	\$691,800	
	Federal - CMAQ	(\$175,000)	(\$700,000)	\$0	\$0	\$0	
	Federal - HSIP	\$256,605	\$240,000	\$50,000	\$2,019,444	\$0	
	Federal - NHFP	(\$158,863)	(\$635,450)	\$0	\$0	\$0	
	Federal - NHS/NHPP	\$175,550	\$702,200	\$0	\$0	\$0	
	Federal - RSTP	\$364,676	\$0	\$148,000	\$729,000	\$581,702	
	Federal - STP/STBG	\$204,506	\$818,024	\$0	\$0	\$0	
PE TOTAL		\$1,074,858	\$455,761	\$1,465,000	\$2,795,116	\$1,273,502	
PE AC	Federal - AC	\$119,251	\$0	\$37,000	\$662,800	\$145,425	
	Federal - AC OTHER	\$0	\$1,267,000	\$0	\$333,334	\$0	
PE AC		\$119,251	\$1,267,000	\$37,000	\$996,134	\$145,425	
RW	Federal - AC CONVERSION	\$1,813,455	\$1,880,562	\$1,793,254	\$2,018,005	\$1,562,000	
	Federal - HSIP	\$122,222	\$1,000,000	\$50,000	\$0	\$50,000	
	Federal - NHPP/E	\$551,250	\$0	\$0	\$0	\$2,205,000	
	Federal - NHS/NHPP	\$266,750	\$1	\$1,067,000	\$0	\$0	
	Federal - RSTP	\$255,800	\$1,023,200	\$0	\$0	\$0	
	Federal - STP/STBG	\$40,000	\$0	\$160,000	\$0	\$0	
RW TOTAL		\$3,049,478	\$3,903,763	\$3,070,254	\$2,018,005	\$3,817,000	
RW AC	Federal - AC	\$873,450	\$476,800	\$3,007,000	\$10,000	\$0	
CN	Federal - AC CONVERSION	\$11,263,638	\$7,330,706	\$21,128,455	\$11,859,203	\$8,055,574	
	Federal - CMAQ	\$2,121,588	\$8,486,353	\$0	\$0	\$0	
	Federal - HSIP	\$1,353,175	\$7,175,917	\$2,502,659	\$0	\$2,500,000	
	Federal - NHFP	\$409,789	\$1,639,156	\$0	\$0	\$0	
	Federal - NHPP/E	\$125,000	\$0	\$0	\$0	\$500,000	
	Federal - NHS/NHPP	\$4,419,379	\$11,904,195	\$2,242,966	\$251,015	\$3,279,339	
	Federal - RSTP	\$941,616	\$0	\$301,200	\$2,280,264	\$1,185,000	
	Federal - STP/STBG	\$2,227,465	\$3,275,796	\$5,445,528	\$188,536	\$0	
	Other	\$31,950	\$140,055	\$0	\$0	\$0	
CN TOTAL		\$22,893,600	\$39,952,178	\$31,620,808	\$14,579,018	\$15,519,913	

GROUPING		Construction : Transportation Enhancement/Byway/Non-Traditional					
ROUTE/STREET						TOTAL COST	\$88,365,212
	FUND SOURCE	MATCH	FY21	FY22	FY23	FY24	
PE	Federal - AC CONVERSION	\$38,500	\$0	\$0	\$154,000	\$0	
	Federal - CMAQ	\$100,000	\$0	\$400,000	\$0	\$0	
	Federal - NHS/NHPP	\$178,500	\$0	\$0	\$0	\$714,000	
	Federal - RSTP	\$54,000	\$0	\$216,000	\$0	\$0	
	Federal - STP/STBG	\$672,667	\$0	\$0	\$0	\$2,690,668	
PE TOTAL		\$1,043,667	\$0	\$616,000	\$154,000	\$3,404,668	
PE AC	Federal - AC	\$38,500	\$0	\$54,000	\$100,000	\$0	
RW	Federal - AC CONVERSION	\$22,550	\$0	\$90,200	\$0	\$0	
	Federal - CMAQ	\$333,700	\$1,034,800	\$0	\$300,000	\$0	
	Federal - HSIP	\$18,111	\$0	\$163,000	\$0	\$0	
	Federal - RSTP	\$62,500	\$100,000	\$0	\$150,000	\$0	
	Federal - TAP/F	\$98,500	\$384,000	\$10,000	\$0	\$0	
RW TOTAL		\$535,361	\$1,518,800	\$263,200	\$450,000	\$0	
RW AC	Federal - AC	\$72,550	\$90,200	\$0	\$200,000	\$0	
CN	Federal - AC CONVERSION	\$1,285,909	\$500,000	\$565,237	\$2,939,200	\$1,139,200	
	Federal - CMAQ	\$298,159	\$992,834	\$199,800	\$0	\$0	
	Federal - HSIP	\$120,611	\$0	\$1,085,500	\$0	\$0	
	Federal - RSTP	\$566,986	\$131,944	\$1,620,000	\$0	\$516,000	
	Federal - RTAP	\$453,000	\$1,088,000	\$724,000	\$0	\$0	
	Federal - TAP/F	\$632,600	\$264,000	\$1,968,000	\$298,400	\$0	
CN TOTAL		\$3,357,265	\$2,976,778	\$6,162,537	\$3,237,600	\$1,655,200	
CN AC	Federal - AC	\$1,234,175	\$0	\$4,702,700	\$0	\$234,000	
	Federal - AC OTHER	\$0	\$1,144,724	\$0	\$87,100	\$0	
CN AC		\$1,234,175	\$1,144,724	\$4,702,700	\$87,100	\$234,000	

GROUPING		Maintenance : Preventive Maintenance and System Preservation					
PROGRAM NOTE		Funding identified to be obligated districtwide as projects are identified.					
ROUTE/STREET						TOTAL COST	\$128,026,686
	FUND SOURCE	MATCH	FY21	FY22	FY23	FY24	
CN	Federal - NHFP	\$0	\$2,500,000	\$2,500,000	\$0	\$0	
	Federal - NHS/NHPP	\$0	\$8,194,023	\$8,194,023	\$8,194,023	\$8,194,023	
	Federal - STP/STBG	\$0	\$21,974,931	\$28,204,303	\$20,568,747	\$19,502,613	
CN TOTAL		\$0	\$32,668,954	\$38,898,326	\$28,762,770	\$27,696,636	

GROUPING		Maintenance : Preventive Maintenance for Bridges					
PROGRAM NOTE		Funding identified to be obligated districtwide as projects are identified.					
ROUTE/STREET						TOTAL COST	\$104,922,106
	FUND SOURCE	MATCH	FY21	FY22	FY23	FY24	
CN	Federal - NHFP	\$0	\$6,624,541	\$0	\$0	\$0	
	Federal - NHS/NHPP	\$0	\$7,905,053	\$8,824,384	\$15,149,840	\$14,126,050	
	Federal - STP/STBG	\$0	\$21,822,250	\$8,953,040	\$11,627,147	\$9,889,801	
CN TOTAL		\$0	\$36,351,844	\$17,777,424	\$26,776,987	\$24,015,851	

GROUPING		Maintenance : Traffic and Safety Operations				
PROGRAM NOTE		Funding identified to be obligated districtwide as projects are identified.				
ROUTE/STREET					TOTAL COST	\$18,232,749
	FUND SOURCE	MATCH	FY21	FY22	FY23	FY24
CN	Federal - STP/STBG	\$0	\$4,155,321	\$3,563,909	\$5,170,051	\$5,343,468

Tri-Cities MPO Project Groupings

GROUPING		Construction : Bridge Rehabilitation/Replacement/Reconstruction				
ROUTE/STREET					TOTAL COST	\$8,117,339
	FUND SOURCE	MATCH	FY21	FY22	FY23	FY24
		\$0	\$0	\$0	\$0	\$0

GROUPING		Construction : Federal Lands Highway				
ROUTE/STREET					TOTAL COST	\$771,956
	FUND SOURCE	MATCH	FY21	FY22	FY23	FY24
		\$0	\$0	\$0	\$0	\$0

GROUPING		Construction : Rail				
ROUTE/STREET					TOTAL COST	\$1,500,000
	FUND SOURCE	MATCH	FY21	FY22	FY23	FY24
		\$0	\$0	\$0	\$0	\$0

GROUPING		Construction : Safety/ITS/Operational Improvements				
ROUTE/STREET					TOTAL COST	\$110,204,743
	FUND SOURCE	MATCH	FY21	FY22	FY23	FY24
PE	Federal - AC CONVERSION	\$88,101	\$89,912	\$93,200	\$112,860	\$56,430
	Federal - CMAQ	\$103,179	\$412,716	\$0	\$0	\$0
	Federal - HSIP	\$11,111	\$100,000	\$0	\$0	\$0
	Federal - RSTP	\$28,215	\$0	\$112,860	\$0	\$0
PE TOTAL		\$230,606	\$602,628	\$206,060	\$112,860	\$56,430
PE AC	Federal - AC	\$211,894	\$678,284	\$169,290	\$0	\$0
RW	Federal - AC CONVERSION	\$231,962	\$0	\$310,312	\$252,200	\$382,557
	Federal - CMAQ	(\$55,337)	(\$288,146)	\$66,800	\$0	\$0
	Federal - HSIP	\$4,333	\$0	\$39,000	\$0	\$0
	Federal - NHS/NHPP	\$150,000	\$0	\$0	\$600,000	\$0
	Federal - RSTP	\$182,855	\$164,688	\$50,000	\$516,733	\$0
RW TOTAL		\$513,814	(\$123,458)	\$466,112	\$1,368,933	\$382,557
RW AC	Federal - AC	\$231,962	\$310,312	\$384,200	\$250,557	\$0
CN	Federal - AC CONVERSION	\$1,684,655	\$1,467,200	\$1,642,678	\$1,755,010	\$2,075,567
	Federal - CMAQ	\$203,131	\$735,060	\$0	\$77,462	\$0
	Federal - HSIP	\$33,333	\$0	\$0	\$300,000	\$0
	Federal - RSTP	\$194,641	\$0	\$121,288	\$0	\$657,275
CN TOTAL		\$2,115,760	\$2,202,260	\$1,763,966	\$2,132,472	\$2,732,842
CN AC	Federal - AC	\$2,000,973	\$1,181,485	\$3,088,712	\$1,885,810	\$1,847,884
	Federal - AC OTHER	\$0	\$1,681,172	\$0	\$0	\$0
CN AC		\$2,000,973	\$2,862,657	\$3,088,712	\$1,885,810	\$1,847,884

GROUPING		Construction : Transportation Enhancement/Byway/Non-Traditional					
ROUTE/STREET						TOTAL COST	\$6,495,955
	FUND SOURCE	MATCH	FY21	FY22	FY23	FY24	
RW	Federal - RSTP	\$78,000	\$312,000	\$0	\$0	\$0	
	Federal - RTAP	\$35,987	\$143,946	\$0	\$0	\$0	
RW TOTAL		\$113,987	\$455,946	\$0	\$0	\$0	
CN	Federal - AC CONVERSION	\$142,800	\$0	\$0	\$571,200	\$0	
	Federal - RSTP	\$46,800	\$0	\$187,200	\$0	\$0	
	Federal - RTAP	\$23,600	\$0	\$94,400	\$0	\$0	
	Federal - TAP/F	\$120,164	\$149,426	\$331,229	\$0	\$0	
CN TOTAL		\$333,364	\$149,426	\$612,829	\$571,200	\$0	
CN AC	Federal - AC	\$142,800	\$0	\$0	\$571,200	\$0	
	Federal - AC OTHER	\$0	\$430,574	\$870,679	\$0	\$0	
CN AC		\$142,800	\$430,574	\$870,679	\$571,200	\$0	

GROUPING		Maintenance : Preventive Maintenance and System Preservation					
PROGRAM NOTE		Funding identified to be obligated districtwide as projects are identified.					
ROUTE/STREET						TOTAL COST	\$128,026,686
	FUND SOURCE	MATCH	FY21	FY22	FY23	FY24	
CN	Federal - NHFP	\$0	\$2,500,000	\$2,500,000	\$0	\$0	
	Federal - NHS/NHPP	\$0	\$8,194,023	\$8,194,023	\$8,194,023	\$8,194,023	
	Federal - STP/STBG	\$0	\$21,974,931	\$28,204,303	\$20,568,747	\$19,502,613	
CN TOTAL		\$0	\$32,668,954	\$38,898,326	\$28,762,770	\$27,696,636	

GROUPING		Maintenance : Preventive Maintenance for Bridges					
PROGRAM NOTE		Funding identified to be obligated districtwide as projects are identified.					
ROUTE/STREET						TOTAL COST	\$104,922,106
	FUND SOURCE	MATCH	FY21	FY22	FY23	FY24	
CN	Federal - NHFP	\$0	\$6,624,541	\$0	\$0	\$0	
	Federal - NHS/NHPP	\$0	\$7,905,053	\$8,824,384	\$15,149,840	\$14,126,050	
	Federal - STP/STBG	\$0	\$21,822,250	\$8,953,040	\$11,627,147	\$9,889,801	
CN TOTAL		\$0	\$36,351,844	\$17,777,424	\$26,776,987	\$24,015,851	

GROUPING		Maintenance : Traffic and Safety Operations					
PROGRAM NOTE		Funding identified to be obligated districtwide as projects are identified.					
ROUTE/STREET						TOTAL COST	\$18,232,749
	FUND SOURCE	MATCH	FY21	FY22	FY23	FY24	
CN	Federal - STP/STBG	\$0	\$4,155,321	\$3,563,909	\$5,170,051	\$5,343,468	

SALEM DISTRICT

Salem District Interstate Projects

MPO	Roanoke					
UPC NO	75910	SCOPE	Relocation			
SYSTEM	Interstate	JURISDICTION	Botetourt County		OVERSIGHT	NFO
PROJECT	Route 11,220,220A Access Management Project at I-81 Exit 150				ADMIN BY	VDOT
DESCRIPTION	FROM: 0.30 MILE SOUTH OF ROUTE 220 TO: 0.74 MILE NORTH OF ROUTE 220 (1.0410 MI)					
PROGRAM NOTE	All funds obligated based on current allocations/estimate					
ROUTE/STREET	0081				TOTAL COST	\$50,185,950
	FUND SOURCE	MATCH	FY21	FY22	FY23	FY24
			\$0	\$0	\$0	\$0

MPO	Roanoke					
UPC NO	110395	SCOPE				
SYSTEM	Interstate	JURISDICTION	Roanoke County		OVERSIGHT	NFO
PROJECT	#HB2.FY17 I-81 AUX LN FR EXIT 141 -143 GARVEE DEBT SERVICE				ADMIN BY	VDOT
DESCRIPTION						
PROGRAM NOTE	Includes \$1,722,333 GARVEE Debt Service Interest Prev, \$656,701 GARVEE Debt Service Interest FFY21, \$1,006,516 GARVEE Debt Service Interest FFY22, \$962,167 GARVEE Debt Service Interest FFY23, \$896,889 GARVEE Debt Service Interest FFY24, \$4,854,488 GARVEE Debt Service Interest FFY25-FFY36. Total GARVEE Debt Service Interest \$10,099,094. Corresponding CN UPC 108906 which is included in the Roanoke MPO CN: Safety/ITS/Operational Improvements grouping.					
ROUTE/STREET	0081				TOTAL COST	\$10,099,094
	FUND SOURCE	MATCH	FY21	FY22	FY23	FY24
PE	Federal - AC CONVERSION	\$0	\$0	\$1,006,516	\$962,517	\$896,889
	Federal - NHS/NHPP	\$0	\$656,701	\$0	\$0	\$0
PE TOTAL		\$0	\$656,701	\$1,006,516	\$962,517	\$896,889
PE AC	Federal - AC	\$0	\$7,720,060	\$0	\$0	\$0

MPO	Roanoke					
UPC NO	111983	SCOPE				
SYSTEM	Interstate	JURISDICTION	Roanoke County		OVERSIGHT	NFO
PROJECT	#SMART18 - 81 SB Aux Ln frm Exit 143-141 GARVEE Debt Service				ADMIN BY	VDOT
DESCRIPTION						
PROGRAM NOTE	Includes \$866,209 GARVEE Debt Service Interest FFY21, \$1,148,692 GARVEE Debt Service Interest FFY22, \$1,102,910 GARVEE Debt Service Interest FFY23, \$1,040,812 GARVEE Debt Service Interest FFY24, \$6,347,017 GARVEE Debt Service Interest FFY25-FFY36. Total GARVEE Debt Service Interest \$10,505,640. Corresponding CN UPC 111373 which is included in the Roanoke MPO CN: Safety/ITS/Operational Improvements grouping.					
ROUTE/STREET	0081				TOTAL COST	\$10,505,640
	FUND SOURCE	MATCH	FY21	FY22	FY23	FY24
PE	Federal - AC CONVERSION	\$0	\$0	\$1,148,692	\$1,102,910	\$1,040,812
	Federal - NHS/NHPP	\$0	\$866,209	\$0	\$0	\$0
PE TOTAL		\$0	\$866,209	\$1,148,692	\$1,102,910	\$1,040,812
PE AC	Federal - AC	\$0	\$9,639,431	\$0	\$0	\$0

MPO	Roanoke					
UPC NO	16595	SCOPE	Reconstruction w/ Added Capacity			
SYSTEM	Interstate	JURISDICTION	Roanoke		OVERSIGHT	FO
PROJECT	RTE 581 - VALLEY VIEW INTERCHANGE PHASE II				ADMIN BY	VDOT
DESCRIPTION	FROM: 0.300 MI. S. ROUTE 101 (HERSHBERGER ROAD) TO: 1.560 MI. S. ROUTE 101 (HERSHBERGER ROAD) (1.2600 MI)					
PROGRAM NOTE	Waiting Financial Closure.					
ROUTE/STREET	0581				TOTAL COST	\$60,409,490
	FUND SOURCE	MATCH	FY21	FY22	FY23	FY24
		\$0	\$0	\$0	\$0	\$0

MPO	Multiple MPOs					
UPC NO	115852	SCOPE	Traffic Management/Engineering			
SYSTEM	Interstate	JURISDICTION	Statewide		OVERSIGHT	NFO
PROJECT	ITTF FY20 Micro Transit				ADMIN BY	DRPT
DESCRIPTION	FROM: Various TO: Various					
ROUTE/STREET	9999				TOTAL COST	\$500,000
	FUND SOURCE	MATCH	FY21	FY22	FY23	FY24
PE AC	Federal - AC OTHER	\$0	\$500,000	\$0	\$0	\$0

Salem District Primary Projects

MPO	Roanoke					
UPC NO	17698	SCOPE	Reconstruction w/o Added Capacity			
SYSTEM	Primary	JURISDICTION	Roanoke County		OVERSIGHT	NFO
PROJECT	RTE 11/460 - Widen to 4-LN w/curb, gutter, and raised median				ADMIN BY	VDOT
DESCRIPTION	FROM: .055 MI. E. OF WCL SALEM TO: 0.10 MILE WEST ROUTE 830 (2.1880 MI)					
PROGRAM NOTE	Waiting Financial Closure					
ROUTE/STREET	W.MAIN ST. (0011)				TOTAL COST	\$46,124,165
	FUND SOURCE	MATCH	FY21	FY22	FY23	FY24
			\$0	\$0	\$0	\$0

MPO	Roanoke					
UPC NO	113947	SCOPE	Safety			
SYSTEM	Primary	JURISDICTION	Roanoke County		OVERSIGHT	NFO
PROJECT	Pedestrian Improvements on Route 11 (Williamson Road)				ADMIN BY	VDOT
DESCRIPTION	FROM: Clubhouse Drive TO: 0.2 mi. South of Greenway Drive					
ROUTE/STREET	WILLIAMSON ROAD (0011)				TOTAL COST	\$750,000
	FUND SOURCE	MATCH	FY21	FY22	FY23	FY24
PE	Federal - HSIP	\$0	\$0	\$150,000	\$0	\$0
CN	Federal - HSIP	\$0	\$0	\$0	\$0	\$600,000

MPO	NonMPO					
UPC NO	115833	SCOPE	Other			
SYSTEM	Primary	JURISDICTION	Craig County		OVERSIGHT	NFO
PROJECT	Drainage Improvements in Town of New Castle				ADMIN BY	VDOT
DESCRIPTION	FROM: INT ROUTE 311 TO: INT ROUTE 616 (0.1400 MI)					
PROGRAM NOTE	All funding obligated based on current allocations/estimate.					
ROUTE/STREET	MAIN STREET (0042)				TOTAL COST	\$186,000
	FUND SOURCE	MATCH	FY21	FY22	FY23	FY24
			\$0	\$0	\$0	\$0

MPO	NonMPO					
UPC NO	17535	SCOPE	Relocation			
SYSTEM	Primary	JURISDICTION	Carroll County		OVERSIGHT	NFO
PROJECT	RTE 58 - HILLSVILLE BYPASS-CORRIDOR DEV PROG-4 LANES				ADMIN BY	VDOT
DESCRIPTION	FROM: 0.160KM EAST RTE 714 TO: 0.131 KM N SOUTH INT RTE 722E) (8.4870 KM)					
ROUTE/STREET	0058				TOTAL COST	\$106,567,240
	FUND SOURCE	MATCH	FY21	FY22	FY23	FY24
PE AC	Federal - AC OTHER	\$0	\$5,567,795	\$0	\$0	\$0
RW AC	Federal - AC OTHER	\$0	\$10,234,677	\$0	\$0	\$0
CN AC	Federal - AC OTHER	\$0	\$90,764,768	\$0	\$0	\$0

MPO	NonMPO					
UPC NO	115459	SCOPE	Safety			
SYSTEM	Primary	JURISDICTION	Patrick County		OVERSIGHT	NFO
PROJECT	#SMART20 - Claudville Highway Intersection Improvement				ADMIN BY	VDOT
DESCRIPTION	FROM: E of Hatchers Chapel Rd TO: W of Hatchers Chapel Rd (0.4800 MI)					
ROUTE/STREET	CLAUDVILLE HIGHWAY (0103)				TOTAL COST	\$2,104,000
	FUND SOURCE	MATCH	FY21	FY22	FY23	FY24
PE	Federal - STP/STBG	\$0	\$0	\$0	\$431,000	\$0

MPO	Roanoke					
UPC NO	98220	SCOPE	Preliminary Engineering			
SYSTEM	Primary	JURISDICTION	Roanoke County		OVERSIGHT	NFO
PROJECT	RTE. 115, Plantation Rd Corridor Improvements				ADMIN BY	Locally
DESCRIPTION	FROM: Williamson Road (Route 11) TO: Gander Way / Friendship Ln (0.7200 MI)					
PROGRAM NOTE	Waiting Financial Closure.					
ROUTE/STREET	PLANTATION ROAD (0115)				TOTAL COST	\$1,513,910
	FUND SOURCE	MATCH	FY21	FY22	FY23	FY24
		\$0	\$0	\$0	\$0	\$0

MPO	NonMPO					
UPC NO	105543	SCOPE	Reconstruction w/o Added Capacity			
SYSTEM	Primary	JURISDICTION	Botetourt County		OVERSIGHT	FO
PROJECT	RTE. 220 Safety Improvement Project – Ph. 1, 2, & 3				ADMIN BY	VDOT
DESCRIPTION	FROM: 1.899 Mi. South of Rte. 694 (Gala Loop Rd.) TO: 2.873 Mi. North of Rte. 696 (Buhman Rd.) (8.5270 MI)					
PROGRAM NOTE	All funds obligated based on current allocations/estimate					
ROUTE/STREET	BOTETOVRT ROAD (0220)				TOTAL COST	\$80,450,448
	FUND SOURCE	MATCH	FY21	FY22	FY23	FY24
		\$0	\$0	\$0	\$0	\$0

MPO	NonMPO					
UPC NO	110916	SCOPE	Other			
SYSTEM	Primary	JURISDICTION	Henry County		OVERSIGHT	NFO
PROJECT	EIS-Martinsville Southern Connector Study				ADMIN BY	VDOT
DESCRIPTION	FROM: Rte 58/220 By-pass TO: NC State Line					
PROGRAM NOTE	All funds obligated based on current allocations/estimate					
ROUTE/STREET	US 220 CORRIDOR (0220)				TOTAL COST	\$4,600,000
	FUND SOURCE	MATCH	FY21	FY22	FY23	FY24
		\$0	\$0	\$0	\$0	\$0

MPO	NonMPO					
UPC NO	115461	SCOPE	Safety			
SYSTEM	Primary	JURISDICTION	Bedford County		OVERSIGHT	NFO
PROJECT	#SMART20 - Camp Jaycee Rd Rte 697 Int at US 460				ADMIN BY	VDOT
DESCRIPTION	FROM: W of Camp Jaycee Rd TO: E of Camp Jaycee Rd (0.7300 MI)					
ROUTE/STREET	LYNCHBURG SALEM TNPK (0460)				TOTAL COST	\$3,733,000
	FUND SOURCE	MATCH	FY21	FY22	FY23	FY24
PE	Federal - NHS/NHPP	\$0	\$0	\$0	\$375,000	\$0

MPO	New River Valley					
UPC NO	99425	SCOPE	Reconstruction w/ Added Capacity			
SYSTEM	Primary	JURISDICTION	Blacksburg	OVERSIGHT	NFO	
PROJECT	RTE 460 - Southgate Dr. Interchange & Connector			ADMIN BY	VDOT	
DESCRIPTION	FROM: 0.156 Mi. W. Int. Southgate Dr. TO: 0.799 Mi. E. Int. Southgate Dr. (0.9556 MI)					
PROGRAM NOTE	All funds obligated based on current allocations/estimate					
ROUTE/STREET	RTE. 460 BYPASS (0460)			TOTAL COST	\$51,803,125	
	FUND SOURCE	MATCH	FY21	FY22	FY23	FY24
		\$0	\$0	\$0	\$0	\$0

MPO	Roanoke					
UPC NO	117211	SCOPE	Safety			
SYSTEM	Primary	JURISDICTION	Salem District-wide	OVERSIGHT	NFO	
PROJECT	Systemic HSIP Curve Delineation-PE Only			ADMIN BY	VDOT	
DESCRIPTION	FROM: various TO: various					
ROUTE/STREET	9999			TOTAL COST	\$4,511,961	
	FUND SOURCE	MATCH	FY21	FY22	FY23	FY24
PE AC	Federal - AC OTHER	\$0	\$416,964	\$0	\$0	\$0
CN AC	Federal - AC OTHER	\$0	\$3,814,461	\$0	\$0	\$0

MPO	Roanoke					
UPC NO	117212	SCOPE	Safety			
SYSTEM	Primary	JURISDICTION	Salem District-wide	OVERSIGHT	NFO	
PROJECT	Systemic HSIP Pedestrian Crossing Improvements			ADMIN BY	VDOT	
DESCRIPTION	FROM: various TO: various					
ROUTE/STREET	9999			TOTAL COST	\$1,021,751	
	FUND SOURCE	MATCH	FY21	FY22	FY23	FY24
CN	Federal - AC CONVERSION	\$0	\$136,537	\$150,191	\$314,034	\$216,183

MPO	Roanoke					
UPC NO	117213	SCOPE	Safety			
SYSTEM	Primary	JURISDICTION	Salem District-wide	OVERSIGHT	NFO	
PROJECT	Systemic Improvements-Unsignalized Intersections			ADMIN BY	VDOT	
DESCRIPTION	FROM: Various TO: Various					
ROUTE/STREET	VARIOUS (9999)			TOTAL COST	\$463,889	
	FUND SOURCE	MATCH	FY21	FY22	FY23	FY24
PE	Federal - AC CONVERSION	\$0	\$0	\$111,111	\$0	\$0
	Federal - HSIP	\$0	\$186,111	\$0	\$0	\$0
PE TOTAL		\$0	\$186,111	\$111,111	\$0	\$0
PE AC	Federal - AC	\$0	\$111,111	\$0	\$0	\$0
	Federal - AC OTHER	\$0	\$166,667	\$0	\$0	\$0
PE AC		\$0	\$277,778	\$0	\$0	\$0

Salem District Secondary Projects

MPO	NonMPO					
UPC NO	111362	SCOPE	New Construction Roadway			
SYSTEM	Secondary	JURISDICTION	Franklin County	OVERSIGHT	NFO	
PROJECT	#SMART18 - Summit View Regional Business Park Project			ADMIN BY	Locally	
DESCRIPTION	FROM: Virgil Goode Highway TO: Virgil Goode Highway					
ROUTE/STREET	SOUTHWAY REGIONAL BUSINESS PARK ACCESS ROAD (0697)			TOTAL COST	\$22,056,050	
	FUND SOURCE	MATCH	FY21	FY22	FY23	FY24
PE	Federal - NHS/NHPP	\$0	\$0	\$0	\$1,922,999	\$0
	Federal - STP/STBG	\$0	\$0	\$0	\$440,151	\$0
PE TOTAL		\$0	\$0	\$0	\$2,363,150	\$0

MPO	NonMPO					
UPC NO	109947	SCOPE	Bridge Rehab w/ Added Capacity			
SYSTEM	Secondary	JURISDICTION	Pulaski County	OVERSIGHT	NFO	
PROJECT	BOX CULVERT EXTENSION			ADMIN BY	VDOT	
DESCRIPTION	FROM: INTERSECTION ROUTE 672 TO: INTERSECTION ROUTE 672					
PROGRAM NOTE	All funding obligated based on current allocations/estimate.					
ROUTE/STREET	JULIA SIMPKINS ROAD (0693)			TOTAL COST	\$165,175	
	FUND SOURCE	MATCH	FY21	FY22	FY23	FY24
		\$0	\$0	\$0	\$0	\$0

Salem District Urban Projects

MPO	NonMPO					
UPC NO	108898	SCOPE	Reconstruction w/o Added Capacity			
SYSTEM	Urban	JURISDICTION	Galax		OVERSIGHT	
PROJECT	#HB2.FY17 Cranberry Road Improvements				ADMIN BY	Locally
DESCRIPTION	FROM: Route 887 (Glendale Road) TO: Routes 58/221 (East Stuart Drive) (0.2500 MI)					
PROGRAM NOTE	All funds obligated based on current allocations/estimate					
ROUTE/STREET	CRANBERRY ROAD (4060)				TOTAL COST	\$2,422,579
	FUND SOURCE	MATCH	FY21	FY22	FY23	FY24
			\$0	\$0	\$0	\$0

MPO	NonMPO					
UPC NO	76402	SCOPE	New Construction Roadway			
SYSTEM	Urban	JURISDICTION	Radford		OVERSIGHT	NFO
PROJECT	CONSTRUCT NEW 2 LANE CONNECTOR - PHASE 1				ADMIN BY	Locally
DESCRIPTION	FROM: Rte 177 (Tyler Avenue) TO: Rte 688 (Auburn Ave), 0.25 miles east of Rte 177 (Tyler Ave) (0.3000 MI)					
ROUTE/STREET	TYLER/E. MAIN CN (U000)				TOTAL COST	\$3,533,156
	FUND SOURCE	MATCH	FY21	FY22	FY23	FY24
RW	Federal - STP/STBG	\$64,953	\$259,812	\$0	\$0	\$0
CN	Federal - STP/STBG	\$55,125	\$0	\$0	\$220,501	\$0
CN AC	Federal - AC	\$81,927	\$0	\$0	\$327,709	\$0
	Federal - AC OTHER	\$0	\$0	\$0	\$1,546,017	\$0
CN AC		\$81,927	\$0	\$0	\$1,873,726	\$0

MPO	Roanoke					
UPC NO	688	SCOPE	Reconstruction w/ Added Capacity			
SYSTEM	Urban	JURISDICTION	Roanoke		OVERSIGHT	NFO
PROJECT	13TH STREET AND HOLLINS ROAD				ADMIN BY	VDOT
DESCRIPTION	FROM: JAMISON AVE TO: .08 MILE NORTH INT. ORANGE AVENUE (0.9790 MI)					
ROUTE/STREET	13TH ST/ HOLLINS RD (U000)				TOTAL COST	\$23,960,970
	FUND SOURCE	MATCH	FY21	FY22	FY23	FY24
CN	Federal - STP/STBG	\$672,519	\$2,690,076	\$0	\$0	\$0
CN AC	Federal - AC OTHER	\$0	\$51,697	\$0	\$0	\$0

MPO	Roanoke					
UPC NO	108896	SCOPE	Facilities for Pedestrians and Bicycles			
SYSTEM	Urban	JURISDICTION	Roanoke		OVERSIGHT	NFO
PROJECT	#HB2.FY17 Colonial Avenue Improvements				ADMIN BY	Locally
DESCRIPTION	FROM: 300 ft beyond Winding Way Rd SW TO: Clearfield Rd SW (0.5000 MI)					
PROGRAM NOTE	All funds obligated based on current allocations/estimate					
ROUTE/STREET	COLONIAL AVENUE (8001)				TOTAL COST	\$7,000,000
	FUND SOURCE	MATCH	FY21	FY22	FY23	FY24
			\$0	\$0	\$0	\$0

MPO	Roanoke					
UPC NO	113565	SCOPE	Facilities for Pedestrians and Bicycles			
SYSTEM	Urban	JURISDICTION	Vinton		OVERSIGHT	NFO
PROJECT	Walnut Avenue Bicycle and Pedestrian Accommodations				ADMIN BY	Locally
DESCRIPTION	FROM: W. Lee Avenue TO: 1st Street					
ROUTE/STREET	WALNUT AVENUE (0000)				TOTAL COST	\$545,250
	FUND SOURCE	MATCH	FY21	FY22	FY23	FY24
RW	Federal - RSTP	\$2,400	\$0	\$9,600	\$0	\$0
CN	Federal - RSTP	\$92,750	\$0	\$0	\$371,000	\$0

Salem District
Miscellaneous Projects

MPO	Roanoke					
UPC NO	113567	SCOPE	Facilities for Pedestrians and Bicycles			
SYSTEM	Miscellaneous	JURISDICTION	Roanoke County		OVERSIGHT	NFO
PROJECT	Roanoke River Greenway through Explore Park				ADMIN BY	Locally
DESCRIPTION	FROM: Entrance to Explore Park TO: Through Explore Park					
ROUTE/STREET	ROANOKE RIVER GREENWAY (9999)				TOTAL COST	\$3,020,308
	FUND SOURCE	MATCH	FY21	FY22	FY23	FY24
CN	Federal - RSTP	\$517,726	\$2,070,904	\$0	\$0	\$0

Salem District Project Groupings

MPO		NonMPO				
GROUPING		Construction : Bridge Rehabilitation/Replacement/Reconstruction				
ROUTE/STREET					TOTAL COST	\$241,971,841
	FUND SOURCE	MATCH	FY21	FY22	FY23	FY24
PE	Federal - BR	\$705	\$2,818	\$0	\$0	\$0
PE AC	Federal - AC	\$124,867	\$499,468	\$0	\$0	\$0
RW	Federal - BR	\$40,614	\$162,456	\$0	\$0	\$0
	Federal - NHS/NHPP	\$100,000	\$0	\$400,000	\$0	\$0
RW TOTAL		\$140,614	\$162,456	\$400,000	\$0	\$0
RW AC	Federal - AC	\$64,628	\$258,513	\$0	\$0	\$0
CN	Federal - AC CONVERSION	\$474,490	\$0	\$1,576,197	\$321,762	\$0
	Federal - BR	\$158,126	\$632,504	\$0	\$0	\$0
	Federal - NHS/NHPP	\$4,056,856	\$0	\$4,183,509	\$8,100,000	\$3,943,914
	Federal - STP/STBG	\$46,826	\$187,304	\$0	\$0	\$0
CN TOTAL		\$4,736,298	\$819,808	\$5,759,706	\$8,421,762	\$3,943,914
CN AC	Federal - AC	\$3,928,565	\$12,908,476	\$2,166,491	\$0	\$639,291

MPO		NonMPO				
GROUPING		Construction : Federal Lands Highway				
ROUTE/STREET					TOTAL COST	\$783,559
	FUND SOURCE	MATCH	FY21	FY22	FY23	FY24
CN	Federal - FLH	\$141,890	\$567,559	\$0	\$0	\$0
CN AC	Federal - AC OTHER	\$0	\$150,000	\$0	\$0	\$0

MPO		NonMPO					
GROUPING		Construction : Safety/ITS/Operational Improvements					
ROUTE/STREET						TOTAL COST	\$127,349,665
	FUND SOURCE	MATCH	FY21	FY22	FY23	FY24	
PE	Federal - AC CONVERSION	\$436,998	\$0	\$1,747,990	\$0	\$0	
	Federal - HSIP	\$0	\$0	\$0	\$30,000	\$0	
	Federal - NHFP	\$422,750	\$0	\$0	\$0	\$1,691,000	
	Federal - STP/STBG	\$667,345	\$25,737	\$0	\$1,310,970	\$1,332,672	
PE TOTAL		\$1,527,092	\$25,737	\$1,747,990	\$1,340,970	\$3,023,672	
PE AC	Federal - AC	\$56,843	\$504,263	\$0	\$0	\$7,328	
RW	Federal - HSIP	\$3,653	\$7,875	\$25,000	\$0	\$0	
	Federal - STP/STBG	\$718,401	(\$126,398)	\$0	\$3,000,000	\$0	
RW TOTAL		\$722,053	(\$118,523)	\$25,000	\$3,000,000	\$0	
RW AC	Federal - AC	\$190,980	\$0	\$0	\$1,718,819	\$0	
CN	Federal - AC CONVERSION	\$3,120,402	\$4,113,004	\$7,870,936	\$175,000	\$1,027,386	
	Federal - HSIP	\$218,563	\$0	\$52,125	\$1,844,939	\$70,000	
	Federal - NHFP	(\$412,417)	\$0	(\$1,649,669)	\$0	\$0	
	Federal - STP/STBG	\$1,225,917	\$1,612,451	\$0	\$0	\$3,291,217	
CN TOTAL		\$4,152,465	\$5,725,455	\$6,273,392	\$2,019,939	\$4,388,603	
CN AC	Federal - AC	\$1,215,759	\$1,259,997	\$298,260	\$6,956,038	\$2,427,538	

MPO		NonMPO					
GROUPING		Construction : Transportation Enhancement/Byway/Non-Traditional					
ROUTE/STREET						TOTAL COST	\$18,664,786
	FUND SOURCE	MATCH	FY21	FY22	FY23	FY24	
CN	Federal - APD	\$240,490	\$961,958	\$0	\$0	\$0	
	Federal - TAP/F	\$251,410	\$621,240	\$384,400	\$0	\$0	
CN TOTAL		\$491,900	\$1,583,198	\$384,400	\$0	\$0	
CN AC	Federal - AC	\$202,285	\$640,641	\$168,499	\$0	\$0	

MPO		Roanoke					
GROUPING		Maintenance : Preventive Maintenance and System Preservation					
PROGRAM NOTE		Funding identified to be obligated districtwide as projects are identified.					
ROUTE/STREET						TOTAL COST	\$85,964,101
	FUND SOURCE	MATCH	FY21	FY22	FY23	FY24	
CN	Federal - NHFP	\$0	\$2,500,000	\$2,500,000	\$0	\$0	
	Federal - NHS/NHPP	\$0	\$4,399,286	\$4,399,286	\$4,399,286	\$4,399,286	
	Federal - STP/STBG	\$0	\$10,437,163	\$12,855,974	\$17,362,178	\$22,711,642	
CN TOTAL		\$0	\$17,336,449	\$19,755,260	\$21,761,464	\$27,110,928	

MPO		Roanoke				
GROUPING		Maintenance : Preventive Maintenance for Bridges				
PROGRAM NOTE		Funding identified to be obligated districtwide as projects are identified.				
ROUTE/STREET					TOTAL COST	\$45,370,193
	FUND SOURCE	MATCH	FY21	FY22	FY23	FY24
CN	Federal - BR	\$0	\$1,000,000	\$1,000,000	\$1,000,000	\$1,000,000
	Federal - NHS/NHPP	\$0	\$2,714,026	\$1,000,000	\$1,000,000	\$1,000,000
	Federal - STP/STBG	\$0	\$13,711,369	\$8,692,278	\$7,776,634	\$5,475,886
CN TOTAL		\$0	\$17,425,395	\$10,692,278	\$9,776,634	\$7,475,886

MPO		Roanoke				
GROUPING		Maintenance : Traffic and Safety Operations				
PROGRAM NOTE		Funding identified to be obligated districtwide as projects are identified.				
ROUTE/STREET					TOTAL COST	\$15,382,423
	FUND SOURCE	MATCH	FY21	FY22	FY23	FY24
CN	Federal - STP/STBG	\$0	\$3,095,775	\$4,520,625	\$4,882,756	\$2,883,267

New River Valley MPO Project Groupings

GROUPING		Construction : Bridge Rehabilitation/Replacement/Reconstruction				
ROUTE/STREET					TOTAL COST	\$34,014,401
	FUND SOURCE	MATCH	FY21	FY22	FY23	FY24
CN	Federal - AC CONVERSION	\$283,658	\$1,134,633	\$0	\$0	\$0

GROUPING		Construction : Rail				
ROUTE/STREET					TOTAL COST	\$2,650,808
	FUND SOURCE	MATCH	FY21	FY22	FY23	FY24
		\$0	\$0	\$0	\$0	\$0

GROUPING		Construction : Safety/ITS/Operational Improvements				
ROUTE/STREET					TOTAL COST	\$59,762,604
	FUND SOURCE	MATCH	FY21	FY22	FY23	FY24
CN AC	Federal - AC	\$159,176	\$1,432,587	\$0	\$0	\$0

GROUPING		Construction : Transportation Enhancement/Byway/Non-Traditional				
ROUTE/STREET					TOTAL COST	\$12,736,860
	FUND SOURCE	MATCH	FY21	FY22	FY23	FY24
RW	Federal - TAP/F	\$20,813	\$83,250	\$0	\$0	\$0
	Federal - TAP/SU	\$5,000	\$20,000	\$0	\$0	\$0
RW TOTAL		\$25,813	\$103,250	\$0	\$0	\$0
CN	Federal - AC CONVERSION	\$47,015	\$0	\$0	\$188,061	\$0
	Federal - HSIP	\$75,527	\$0	\$302,108	\$0	\$0
	Federal - TAP/F	\$97,088	\$0	\$388,350	\$0	\$0
	Federal - TAP/SU	\$34,458	\$0	\$137,831	\$0	\$0
CN TOTAL		\$254,088	\$0	\$828,289	\$188,061	\$0

GROUPING		Maintenance : Preventive Maintenance and System Preservation				
PROGRAM NOTE		Funding identified to be obligated districtwide as projects are identified.				
ROUTE/STREET					TOTAL COST	\$85,964,101
	FUND SOURCE	MATCH	FY21	FY22	FY23	FY24
CN	Federal - NHFP	\$0	\$2,500,000	\$2,500,000	\$0	\$0
	Federal - NHS/NHPP	\$0	\$4,399,286	\$4,399,286	\$4,399,286	\$4,399,286
	Federal - STP/STBG	\$0	\$10,437,163	\$12,855,974	\$17,362,178	\$22,711,642
CN TOTAL		\$0	\$17,336,449	\$19,755,260	\$21,761,464	\$27,110,928

GROUPING		Maintenance : Preventive Maintenance for Bridges				
PROGRAM NOTE		Funding identified to be obligated districtwide as projects are identified.				
ROUTE/STREET					TOTAL COST	\$45,370,193
	FUND SOURCE	MATCH	FY21	FY22	FY23	FY24
CN	Federal - BR	\$0	\$1,000,000	\$1,000,000	\$1,000,000	\$1,000,000
	Federal - NHS/NHPP	\$0	\$2,714,026	\$1,000,000	\$1,000,000	\$1,000,000
	Federal - STP/STBG	\$0	\$13,711,369	\$8,692,278	\$7,776,634	\$5,475,886
CN TOTAL		\$0	\$17,425,395	\$10,692,278	\$9,776,634	\$7,475,886

GROUPING		Maintenance : Traffic and Safety Operations				
PROGRAM NOTE		Funding identified to be obligated districtwide as projects are identified.				
ROUTE/STREET					TOTAL COST	\$15,382,423
	FUND SOURCE	MATCH	FY21	FY22	FY23	FY24
CN	Federal - STP/STBG	\$0	\$3,095,775	\$4,520,625	\$4,882,756	\$2,883,267

GROUPING		Transit : Engineering				
ROUTE/STREET					TOTAL COST	\$9,340,000
	FUND SOURCE	MATCH	FY21	FY22	FY23	FY24
		\$0	\$0	\$0	\$0	\$0

Roanoke MPO Project Groupings

GROUPING		Construction : Bridge Rehabilitation/Replacement/Reconstruction					
ROUTE/STREET						TOTAL COST	\$65,829,909
	FUND SOURCE	MATCH	FY21	FY22	FY23	FY24	
RW	Federal - BR	\$18,750	\$75,000	\$0	\$0	\$0	
CN	Federal - BR	\$299,523	\$0	\$1,198,091	\$0	\$0	
	Federal - STP/STBG	\$3,091	\$0	\$12,364	\$0	\$0	
	Federal - TAP/F	\$83,129	\$0	\$332,514	\$0	\$0	
CN TOTAL		\$385,742	\$0	\$1,542,969	\$0	\$0	
CN AC	Federal - AC	\$0	\$0	\$4,775	\$0	\$0	

GROUPING		Construction : Federal Lands Highway					
ROUTE/STREET						TOTAL COST	\$1,733,750
	FUND SOURCE	MATCH	FY21	FY22	FY23	FY24	
		\$0	\$0	\$0	\$0	\$0	

GROUPING		Construction : Rail					
ROUTE/STREET						TOTAL COST	\$1,500,000
	FUND SOURCE	MATCH	FY21	FY22	FY23	FY24	
		\$0	\$0	\$0	\$0	\$0	

GROUPING		Construction : Safety/ITS/Operational Improvements					
ROUTE/STREET						TOTAL COST	\$827,704,242
	FUND SOURCE	MATCH	FY21	FY22	FY23	FY24	
PE	Federal - AC CONVERSION	\$381,222	\$1,000,000	\$1,000,000	\$0	\$636,000	
	Federal - HSIP	\$127,175	\$25,700	\$275,000	\$0	\$208,000	
	Federal - NHS/NHPP	\$43,127	\$0	\$0	\$0	\$172,506	
	Federal - RSTP	\$60,000	\$0	\$0	\$240,000	\$0	
PE TOTAL		\$611,524	\$1,025,700	\$1,275,000	\$240,000	\$1,016,506	
PE AC	Federal - AC	\$234,000	\$0	\$300,000	\$636,000	\$0	
RW	Federal - AC CONVERSION	\$158,272	\$0	\$478,405	\$0	\$633,087	
	Federal - HSIP	\$81,250	\$0	\$0	\$325,000	\$0	
	Federal - RSTP	\$741,502	\$0	\$319,095	\$2,646,913	\$0	
RW TOTAL		\$981,024	\$0	\$797,500	\$2,971,913	\$633,087	
RW AC	Federal - AC	\$158,272	\$0	\$0	\$633,087	\$0	
CN	Federal - AC CONVERSION	\$1,114,839	\$147,694	\$3,028,292	\$2,381,181	\$383,000	
	Federal - HSIP	\$667,654	\$1,358,600	\$4,488,295	\$161,993	\$0	
	Federal - RSTP	\$481,578	\$0	\$0	\$1,359,397	\$566,913	
	Federal - STP/STBG	\$31,250	\$0	\$0	\$0	\$125,000	
CN TOTAL		\$2,295,321	\$1,506,294	\$7,516,587	\$3,902,571	\$1,074,913	
CN AC	Federal - AC	\$4,447,162	\$1,887,860	\$979,984	\$919,715	\$14,001,087	

GROUPING		Construction : Transportation Enhancement/Byway/Non-Traditional					
ROUTE/STREET						TOTAL COST	\$52,973,533
	FUND SOURCE	MATCH	FY21	FY22	FY23	FY24	
PE	Federal - AC CONVERSION	\$55,992	\$98,966	\$0	\$125,000	\$0	
	Federal - STP/STBG	\$24,642	\$23,567	\$75,000	\$0	\$0	
PE TOTAL		\$80,633	\$122,533	\$75,000	\$125,000	\$0	
PE AC	Federal - AC	\$31,250	\$0	\$125,000	\$0	\$0	
RW	Federal - NHS/NHPP	\$37,500	\$0	\$0	\$150,000	\$0	
	Federal - RSTP	\$250	\$1,000	\$0	\$0	\$0	
	Federal - STP/STBG	\$175,381	\$155,523	\$0	\$546,000	\$0	
RW TOTAL		\$213,131	\$156,523	\$0	\$696,000	\$0	
CN	Federal - AC CONVERSION	\$96,913	\$0	\$365,981	\$21,672	\$0	
	Federal - NHS/NHPP	\$760,748	\$1,663,690	\$0	\$0	\$1,379,301	
	Federal - RSTP	\$500,338	\$1,302,731	\$698,620	\$0	\$0	
	Federal - STP/STBG	\$836,530	\$2,345,977	\$0	\$0	\$1,000,142	
	Federal - TAP/F	\$309,633	\$877,927	\$360,606	\$0	\$0	
CN TOTAL		\$2,504,162	\$6,190,325	\$1,425,207	\$21,672	\$2,379,443	
CN AC	Federal - AC	\$1,505,662	\$5,823,277	\$842,384	\$0	\$996,867	

GROUPING		Maintenance : Preventive Maintenance and System Preservation					
PROGRAM NOTE		Funding identified to be obligated districtwide as projects are identified.					
ROUTE/STREET						TOTAL COST	\$85,964,101
	FUND SOURCE	MATCH	FY21	FY22	FY23	FY24	
CN	Federal - NHFP	\$0	\$2,500,000	\$2,500,000	\$0	\$0	
	Federal - NHS/NHPP	\$0	\$4,399,286	\$4,399,286	\$4,399,286	\$4,399,286	
	Federal - STP/STBG	\$0	\$10,437,163	\$12,855,974	\$17,362,178	\$22,711,642	
CN TOTAL		\$0	\$17,336,449	\$19,755,260	\$21,761,464	\$27,110,928	

GROUPING		Maintenance : Preventive Maintenance for Bridges					
PROGRAM NOTE		Funding identified to be obligated districtwide as projects are identified.					
ROUTE/STREET						TOTAL COST	\$45,370,193
	FUND SOURCE	MATCH	FY21	FY22	FY23	FY24	
CN	Federal - BR	\$0	\$1,000,000	\$1,000,000	\$1,000,000	\$1,000,000	
	Federal - NHS/NHPP	\$0	\$2,714,026	\$1,000,000	\$1,000,000	\$1,000,000	
	Federal - STP/STBG	\$0	\$13,711,369	\$8,692,278	\$7,776,634	\$5,475,886	
CN TOTAL		\$0	\$17,425,395	\$10,692,278	\$9,776,634	\$7,475,886	

GROUPING		Maintenance : Traffic and Safety Operations					
PROGRAM NOTE		Funding identified to be obligated districtwide as projects are identified.					
ROUTE/STREET						TOTAL COST	\$15,382,423
	FUND SOURCE	MATCH	FY21	FY22	FY23	FY24	
CN	Federal - STP/STBG	\$0	\$3,095,775	\$4,520,625	\$4,882,756	\$2,883,267	

GROUPING		Transit : Amenities					
ROUTE/STREET						TOTAL COST	\$1,904,000
	FUND SOURCE	MATCH	FY21	FY22	FY23	FY24	
		\$0	\$0	\$0	\$0	\$0	

GROUPING		Transit : Vehicles				
ROUTE/STREET					TOTAL COST	\$5,960,149
	FUND SOURCE	MATCH	FY21	FY22	FY23	FY24
CN	Federal - RSTP	\$1,192,030	\$1,564,351	\$1,564,351	\$1,639,419	\$0

STAUNTON DISTRICT

Staunton District Interstate Projects

MPO	Multiple MPOs						
UPC NO	115852	SCOPE	Traffic Management/Engineering				
SYSTEM	Interstate	JURISDICTION	Statewide		OVERSIGHT	NFO	
PROJECT	ITTF FY20 Micro Transit				ADMIN BY	DRPT	
DESCRIPTION	FROM: Various TO: Various						
ROUTE/STREET	9999				TOTAL COST	\$500,000	
	FUND SOURCE	MATCH	FY21	FY22	FY23	FY24	
PE AC	Federal - AC OTHER	\$0	\$500,000	\$0	\$0	\$0	

Staunton District Primary Projects

MPO	Harrisonburg					
UPC NO	110397	SCOPE				
SYSTEM	Primary	JURISDICTION	Rockingham County		OVERSIGHT	NFO
PROJECT	#HB2.FY17 Rt 11 S Valley Pk Rdwy Improve GARVEE DEBT SERVICE				ADMIN BY	VDOT
DESCRIPTION						
PROGRAM NOTE	Includes \$914,199 GARVEE Debt Service Interest Prev, \$645,907 GARVEE Debt Service Interest FFY21, \$686,341 GARVEE Debt Service Interest FFY22, \$647,820 GARVEE Debt Service Interest FFY23, \$604,486 GARVEE Debt Service Interest FFY24, \$3,234,531 GARVEE Debt Service Interest FFY25-FFY36. Total GARVEE Debt Service Interest \$6,733,284. Corresponding CN UPC 108810 which is included in the Harrisonburg MPO CN: Safety/ITS/Operational Improvements grouping.					
ROUTE/STREET	0011				TOTAL COST	\$6,733,284
	FUND SOURCE	MATCH	FY21	FY22	FY23	FY24
PE	Federal - AC CONVERSION	\$0	\$0	\$686,341	\$647,820	\$604,486
	Federal - STP/STBG	\$0	\$645,907	\$0	\$0	\$0
PE TOTAL		\$0	\$645,907	\$686,341	\$647,820	\$604,486
PE AC	Federal - AC	\$0	\$5,173,178	\$0	\$0	\$0

MPO	NonMPO					
UPC NO	115125	SCOPE	Safety			
SYSTEM	Primary	JURISDICTION	Bath County		OVERSIGHT	NFO
PROJECT	#SMART20 Hot Springs - US 220 & VA 615 Int. Imp.				ADMIN BY	VDOT
DESCRIPTION	FROM: Intersection and Pedestrian TO: Improvements (0.1200 MI)					
ROUTE/STREET	SAM SNEAD HIGHWAY (0220)				TOTAL COST	\$560,769
	FUND SOURCE	MATCH	FY21	FY22	FY23	FY24
PE AC	Federal - AC OTHER	\$0	\$0	\$0	\$89,693	\$0

MPO	Winchester					
UPC NO	110396	SCOPE				
SYSTEM	Primary	JURISDICTION	Frederick County		OVERSIGHT	NFO
PROJECT	#HB2.FY17 RTE 277 - WIDEN TO 5 LANES GARVEE DEBT SERVICE				ADMIN BY	VDOT
DESCRIPTION						
PROGRAM NOTE	Includes \$1,411,503 GARVEE Debt Service Prev, \$1,001,639 GARVEE Debt Service Interest FFY21, \$1,087,773 GARVEE Debt Service Interest FFY22, \$1,027,677 GARVEE Debt Service Interest FFY23, \$958,689 GARVEE Debt Service Interest FFY24, \$5,105,171 GARVEE Debt Service Interest FFY25-FFY36. Total GARVEE Debt Service Interest \$10,592,452. Corresponding CN UPC 18003 which is included in the Winchester MPO CN: Safety/ITS/Operational Improvements grouping.					
ROUTE/STREET	0277				TOTAL COST	\$10,592,452
	FUND SOURCE	MATCH	FY21	FY22	FY23	FY24
PE	Federal - AC CONVERSION	\$0	\$0	\$1,087,773	\$1,027,677	\$958,689
	Federal - STP/STBG	\$0	\$1,001,639	\$0	\$0	\$0
PE TOTAL		\$0	\$1,001,639	\$1,087,773	\$1,027,677	\$958,689
PE AC	Federal - AC	\$0	\$8,179,310	\$0	\$0	\$0

MPO	SAW					
UPC NO	115715	SCOPE	Reconstruction w/ Added Capacity			
SYSTEM	Primary	JURISDICTION	Augusta County		OVERSIGHT	NFO
PROJECT	#SMART20 WOODROW WILSON COMPLEX SHORT TERM ACCESS			ADMIN BY	VDOT	
DESCRIPTION	FROM: Rte. 250 intersection TO: Through the Roundabout (0.4800 MI)					
ROUTE/STREET	WOODROW WILSON AVENUE (0358)			TOTAL COST	\$4,294,032	
	FUND SOURCE	MATCH	FY21	FY22	FY23	FY24
RW AC	Federal - AC OTHER	\$0	\$0	\$0	\$933,164	\$0
CN AC	Federal - AC OTHER	\$0	\$0	\$0	\$0	\$2,750,138

Staunton District Secondary Projects

MPO	NonMPO					
UPC NO	111676	SCOPE	Reconstruction w/o Added Capacity			
SYSTEM	Secondary	JURISDICTION	Augusta County	OVERSIGHT	NFO	
PROJECT	Rte. 639 Drainage Improvements (SR)			ADMIN BY	VDOT	
DESCRIPTION	FROM: Fr. Rte. 608 TO: To Rte. 1505 (0.2600 MI)					
ROUTE/STREET	WAYNE AVE. (0639)			TOTAL COST	\$1,500,000	
	FUND SOURCE	MATCH	FY21	FY22	FY23	FY24
RW	Federal - STP/STBG	\$0	\$0	\$0	\$1,000,000	\$0
CN	Federal - STP/STBG	\$0	\$0	\$0	\$1,250,000	\$0

Staunton District Urban Projects

MPO	Harrisonburg					
UPC NO	64647	SCOPE	Reconstruction w/ Added Capacity			
SYSTEM	Urban	JURISDICTION	Harrisonburg		OVERSIGHT	NFO
PROJECT	ERICKSON AVENUE - 4 LANE				ADMIN BY	Locally
DESCRIPTION	FROM: WEST OF GARBERS CHURCH ROAD TO: SOUTH OF HIGH STREET					
PROGRAM NOTE	All funds obligated based on current allocations/estimate					
ROUTE/STREET	ERICKSON AVENUE (U000)				TOTAL COST	\$17,175,067
	FUND SOURCE	MATCH	FY21	FY22	FY23	FY24
			\$0	\$0	\$0	\$0

MPO	Harrisonburg					
UPC NO	115139	SCOPE	Safety			
SYSTEM	Urban	JURISDICTION	Harrisonburg		OVERSIGHT	NFO
PROJECT	#SMART20 University Blvd/Evelyn Byrd Ave Rd Diet & Sidewalk				ADMIN BY	Locally
DESCRIPTION	FROM: University Blvd and TO: Evelyn Byrd Avenue ()					
ROUTE/STREET	U000				TOTAL COST	\$3,515,278
	FUND SOURCE	MATCH	FY21	FY22	FY23	FY24
PE AC	Federal - AC OTHER	\$0	\$250,000	\$0	\$0	\$0
RW AC	Federal - AC OTHER	\$0	\$0	\$0	\$1,296,155	\$0
CN AC	Federal - AC OTHER	\$0	\$0	\$0	\$0	\$1,969,123

MPO	SAW					
UPC NO	105907	SCOPE	New Construction Roadway			
SYSTEM	Urban	JURISDICTION	Waynesboro		OVERSIGHT	NFO
PROJECT	#HB2.FY17 Constr. 2-Lane Roadway Connector				ADMIN BY	VDOT
DESCRIPTION	FROM: End of Existing Shenandoah Village Drive TO: Int. of Rte. 624 (Delphine Ave) (1.6000 MI)					
ROUTE/STREET	SHENANDOAH VILLAGE DRIVE (0209)				TOTAL COST	\$18,268,980
	FUND SOURCE	MATCH	FY21	FY22	FY23	FY24
CN	Other	\$0	\$0	\$13,228,644	\$0	\$0

Staunton District
Miscellaneous Projects

MPO	SAW					
UPC NO	111229	SCOPE	Reconstruction w/ Added Capacity			
SYSTEM	Miscellaneous	JURISDICTION	Augusta County	OVERSIGHT	NFO	
PROJECT	#SMART18 - (St) WILSON COMPLEX ROUNDABOUT			ADMIN BY	VDOT	
DESCRIPTION	FROM: Roundabout TO: At Int of Hornet and Vo Tech Roads (0.1000 MI)					
ROUTE/STREET	WOODROW WILSON DRIVE (0358)			TOTAL COST	\$1,727,222	
	FUND SOURCE	MATCH	FY21	FY22	FY23	FY24
PE	Other	\$0	\$296,517	\$0	\$0	\$0
RW	Other	\$0	\$0	\$0	\$0	\$398,845

MPO	SAW					
UPC NO	111049	SCOPE	Other			
SYSTEM	Miscellaneous	JURISDICTION	Waynesboro	OVERSIGHT	NFO	
PROJECT	#SMART18 - (St) WAYNESBORO TOWNE CENTER PARK & RIDE			ADMIN BY	VDOT	
DESCRIPTION	FROM: Camden Coyner Lane TO: Shenandoah Village Drive					
PROGRAM NOTE	All obligations based on current allocations/estimate					
ROUTE/STREET	PKRD			TOTAL COST	\$2,197,261	
	FUND SOURCE	MATCH	FY21	FY22	FY23	FY24
		\$0	\$0	\$0	\$0	\$0

Staunton District Project Groupings

MPO		NonMPO					
GROUPING		Construction : Bridge Rehabilitation/Replacement/Reconstruction					
ROUTE/STREET						TOTAL COST	\$98,444,836
	FUND SOURCE	MATCH	FY21	FY22	FY23	FY24	
PE	Federal - NHS/NHPP	\$10,769	\$43,074	\$0	\$0	\$0	
PE AC	Federal - AC	\$172,982	\$691,926	\$0	\$0	\$0	
RW	Federal - AC CONVERSION	\$71,934	\$187,737	\$100,000	\$0	\$0	
	Federal - NHS/NHPP	\$160,427	\$641,709	\$0	\$0	\$0	
RW TOTAL		\$232,362	\$829,446	\$100,000	\$0	\$0	
RW AC	Federal - AC	\$120,135	\$480,541	\$0	\$0	\$0	
CN	Federal - AC CONVERSION		\$0	\$1,700,000	\$1,729,014	\$0	
	Federal - NHS/NHPP	\$801,423	\$1,855,438	\$1,350,255	\$0	\$0	
	Federal - STP/STBG	\$40,342	\$161,367	\$0	\$0	\$0	
CN TOTAL		\$841,765	\$2,016,805	\$3,050,255	\$1,729,014	\$0	
CN AC	Federal - AC	\$6,926,143	\$23,013,578	\$4,690,995	\$0	\$0	

MPO		NonMPO					
GROUPING		Construction : Rail					
ROUTE/STREET						TOTAL COST	\$230,000
	FUND SOURCE	MATCH	FY21	FY22	FY23	FY24	
CN	Federal - RAIL	\$25,556	\$0	\$0	\$230,000	\$0	

MPO		NonMPO					
GROUPING		Construction : Safety/ITS/Operational Improvements					
ROUTE/STREET						TOTAL COST	\$217,103,859
	FUND SOURCE	MATCH	FY21	FY22	FY23	FY24	
PE	Federal - HSIP	\$40,000	\$0	\$80,000	\$280,000	\$0	
	Federal - NHFP	\$25,717	\$0	\$0	\$0	\$102,867	
	Federal - NHS/NHPP	\$128,547	\$0	\$0	\$514,187	\$0	
	Federal - STP/STBG	\$130,652	\$0	\$0	\$0	\$522,607	
PE TOTAL		\$324,915	\$0	\$80,000	\$794,187	\$625,474	
RW	Federal - NHFP	\$38,259	\$0	\$0	\$0	\$153,035	
	Federal - NHS/NHPP	\$71,500	\$0	\$286,000	\$0	\$0	
	Federal - STP/STBG	\$75,686	\$0	\$0	\$0	\$302,745	
RW TOTAL		\$185,445	\$0	\$286,000	\$0	\$455,780	
CN	Federal - AC CONVERSION	\$109,692	\$450,598	\$238,504	\$0	\$0	
	Federal - HSIP	\$749,444	\$0	\$4,825,000	\$1,920,000	\$0	
	Federal - NHFP	\$769,772	\$0	\$2,959,290	\$0	\$119,799	
	Federal - NHS/NHPP	\$154,210	\$61,206	\$555,635	\$0	\$0	
	Federal - STP/STBG	\$140,015	\$385,411	\$0	\$0	\$174,648	
CN TOTAL		\$1,923,134	\$897,215	\$8,578,429	\$1,920,000	\$294,447	
CN AC	Federal - AC	\$592,262	\$741,574	\$1,627,475	\$0	\$0	

MPO	NonMPO					
GROUPING	Construction : Transportation Enhancement/Byway/Non-Traditional					
ROUTE/STREET					TOTAL COST	\$12,941,588
	FUND SOURCE	MATCH	FY21	FY22	FY23	FY24
RW	Federal - HSIP	\$3,556	\$32,000	\$0	\$0	\$0
CN	Federal - HSIP	\$28,466	\$83,755	\$172,440	\$0	\$0
	Federal - TAP/F	\$110,220	\$440,878	\$0	\$0	\$0
CN TOTAL		\$138,686	\$524,633	\$172,440	\$0	\$0
CN AC	Federal - AC	\$165,300	\$661,201	\$0	\$0	\$0

MPO	Winchester					
GROUPING	Maintenance : Preventive Maintenance and System Preservation					
PROGRAM NOTE	Funding identified to be obligated districtwide as projects are identified.					
ROUTE/STREET					TOTAL COST	\$66,219,025
	FUND SOURCE	MATCH	FY21	FY22	FY23	FY24
CN	Federal - NHS/NHPP	\$0	\$8,194,023	\$8,194,023	\$8,194,023	\$8,194,023
	Federal - STP/STBG	\$0	\$5,386,115	\$7,523,629	\$6,178,315	\$14,354,874
CN TOTAL		\$0	\$13,580,138	\$15,717,652	\$14,372,338	\$22,548,897

MPO	Winchester					
GROUPING	Maintenance : Preventive Maintenance for Bridges					
PROGRAM NOTE	Funding identified to be obligated districtwide as projects are identified.					
ROUTE/STREET					TOTAL COST	\$28,649,368
	FUND SOURCE	MATCH	FY21	FY22	FY23	FY24
CN	Federal - NHS/NHPP	\$0	\$1,000,000	\$1,000,000	\$1,000,000	\$1,000,000
	Federal - STP/STBG	\$0	\$3,242,450	\$8,841,457	\$7,047,626	\$5,517,835
CN TOTAL		\$0	\$4,242,450	\$9,841,457	\$8,047,626	\$6,517,835

MPO	Winchester					
GROUPING	Maintenance : Traffic and Safety Operations					
PROGRAM NOTE	Funding identified to be obligated districtwide as projects are identified.					
ROUTE/STREET					TOTAL COST	\$8,635,843
	FUND SOURCE	MATCH	FY21	FY22	FY23	FY24
CN	Federal - STP/STBG	\$0	\$2,284,245	\$1,780,824	\$2,419,830	\$2,150,944

Harrisonburg MPO

Project Groupings

GROUPING		Construction : Bridge Rehabilitation/Replacement/Reconstruction					
ROUTE/STREET						TOTAL COST	\$67,531,257
	FUND SOURCE	MATCH	FY21	FY22	FY23	FY24	
PE	Federal - NHS/NHPP	\$194,112	\$0	\$0	\$0	\$776,446	
RW	Federal - AC CONVERSION	\$4,970	\$19,880	\$0	\$0	\$0	
	Federal - NHS/NHPP	\$248,940	\$995,758	\$0	\$0	\$0	
RW TOTAL		\$253,910	\$1,015,638	\$0	\$0	\$0	
CN	Federal - AC CONVERSION	\$66,572	\$0	\$266,286	\$0	\$0	
	Federal - NHS/NHPP	\$8,981,188	\$289,626	\$0	\$32,583,229	\$3,051,897	
CN TOTAL		\$9,047,760	\$289,626	\$266,286	\$32,583,229	\$3,051,897	

GROUPING		Construction : Rail					
ROUTE/STREET						TOTAL COST	\$2,210,000
	FUND SOURCE	MATCH	FY21	FY22	FY23	FY24	
CN	Federal - RAIL		\$0	\$0	\$0	\$710,000	

GROUPING		Construction : Safety/ITS/Operational Improvements					
ROUTE/STREET						TOTAL COST	\$339,964,583
	FUND SOURCE	MATCH	FY21	FY22	FY23	FY24	
PE	Federal - STP/STBG	\$57,181	\$0	\$228,724	\$0	\$0	
RW	Federal - STP/STBG	\$175,000	\$0	\$0	\$700,000	\$0	
CN	Federal - AC CONVERSION	\$257,364	\$350,000	\$1,068,345	\$0	\$0	
	Federal - HSIP	\$99,086	\$0	\$891,775	\$0	\$0	
	Federal - NHS/NHPP	\$935,783	\$756,763	\$0	\$2,986,367	\$0	
	Federal - STP/STBG	\$492,113	\$826,760	\$0	\$1,141,690	\$0	
CN TOTAL		\$1,784,345	\$1,933,523	\$1,960,120	\$4,128,057	\$0	

GROUPING		Construction : Transportation Enhancement/Byway/Non-Traditional					
ROUTE/STREET						TOTAL COST	\$2,498,831
	FUND SOURCE	MATCH	FY21	FY22	FY23	FY24	
			\$0	\$0	\$0	\$0	

GROUPING		Maintenance : Preventive Maintenance and System Preservation					
PROGRAM NOTE		Funding identified to be obligated districtwide as projects are identified.					
ROUTE/STREET						TOTAL COST	\$66,219,025
	FUND SOURCE	MATCH	FY21	FY22	FY23	FY24	
CN	Federal - NHS/NHPP	\$0	\$8,194,023	\$8,194,023	\$8,194,023	\$8,194,023	
	Federal - STP/STBG	\$0	\$5,386,115	\$7,523,629	\$6,178,315	\$14,354,874	
CN TOTAL		\$0	\$13,580,138	\$15,717,652	\$14,372,338	\$22,548,897	

GROUPING		Maintenance : Preventive Maintenance for Bridges				
PROGRAM NOTE		Funding identified to be obligated districtwide as projects are identified.				
ROUTE/STREET					TOTAL COST	\$28,649,368
	FUND SOURCE	MATCH	FY21	FY22	FY23	FY24
CN	Federal - NHS/NHPP	\$0	\$1,000,000	\$1,000,000	\$1,000,000	\$1,000,000
	Federal - STP/STBG	\$0	\$3,242,450	\$8,841,457	\$7,047,626	\$5,517,835
CN TOTAL		\$0	\$4,242,450	\$9,841,457	\$8,047,626	\$6,517,835

GROUPING		Maintenance : Traffic and Safety Operations				
PROGRAM NOTE		Funding identified to be obligated districtwide as projects are identified.				
ROUTE/STREET					TOTAL COST	\$8,635,843
	FUND SOURCE	MATCH	FY21	FY22	FY23	FY24
CN	Federal - STP/STBG	\$0	\$2,284,245	\$1,780,824	\$2,419,830	\$2,150,944

SAW MPO Project Groupings

GROUPING		Construction : Bridge Rehabilitation/Replacement/Reconstruction				
ROUTE/STREET					TOTAL COST	\$1,827,178
	FUND SOURCE	MATCH	FY21	FY22	FY23	FY24
		\$0	\$0	\$0	\$0	\$0

GROUPING		Construction : Rail				
ROUTE/STREET					TOTAL COST	\$1,500,000
	FUND SOURCE	MATCH	FY21	FY22	FY23	FY24
		\$0	\$0	\$0	\$0	\$0

GROUPING		Construction : Safety/ITS/Operational Improvements				
ROUTE/STREET					TOTAL COST	\$343,408,524
	FUND SOURCE	MATCH	FY21	FY22	FY23	FY24
PE	Federal - STP/STBG	\$93,774	\$0	\$375,095	\$0	\$0
PE AC	Federal - AC OTHER	\$0	\$0	\$0	\$0	\$234,258
RW	Federal - DEMO	(\$402,957)	(\$1,611,828)	\$0	\$0	\$0
	Federal - STP/STBG	\$50,000	\$0	\$0	\$200,000	\$0
RW TOTAL		(\$352,957)	(\$1,611,828)	\$0	\$200,000	\$0
CN	Federal - DEMO	\$807,422	\$0	\$3,229,689	\$0	\$0
	Federal - HSIP	\$55,582	\$0	\$500,234	\$0	\$0
	Federal - NHS/NHPP	\$14,790	\$59,158	\$0	\$0	\$0
	Federal - STP/STBG	\$481,626	\$0	\$1,926,503	\$0	\$0
CN TOTAL		\$1,359,419	\$59,158	\$5,656,426	\$0	\$0
CN AC	Federal - AC	\$1,915,146	\$352,843	\$7,618,604	\$0	\$0

GROUPING		Construction : Transportation Enhancement/Byway/Non-Traditional				
ROUTE/STREET					TOTAL COST	\$9,208,484
	FUND SOURCE	MATCH	FY21	FY22	FY23	FY24
RW	Federal - TAP/F	\$44,612	\$178,447	\$0	\$0	\$0
RW AC	Federal - AC	\$32,718	\$130,871	\$0	\$0	\$0
CN	Federal - HSIP	\$96,541	\$868,873	\$0	\$0	\$0
	Federal - TAP/F	\$65,597	\$262,388	\$0	\$0	\$0
CN TOTAL		\$162,138	\$1,131,261	\$0	\$0	\$0
CN AC	Federal - AC	\$72,617	\$290,467	\$0	\$0	\$0

GROUPING		Maintenance : Preventive Maintenance and System Preservation				
PROGRAM NOTE		Funding identified to be obligated districtwide as projects are identified.				
ROUTE/STREET					TOTAL COST	\$66,219,025
	FUND SOURCE	MATCH	FY21	FY22	FY23	FY24
CN	Federal - NHS/NHPP	\$0	\$8,194,023	\$8,194,023	\$8,194,023	\$8,194,023
	Federal - STP/STBG	\$0	\$5,386,115	\$7,523,629	\$6,178,315	\$14,354,874
CN TOTAL		\$0	\$13,580,138	\$15,717,652	\$14,372,338	\$22,548,897

GROUPING		Maintenance : Preventive Maintenance for Bridges				
PROGRAM NOTE		Funding identified to be obligated districtwide as projects are identified.				
ROUTE/STREET					TOTAL COST	\$28,649,368
	FUND SOURCE	MATCH	FY21	FY22	FY23	FY24
CN	Federal - NHS/NHPP	\$0	\$1,000,000	\$1,000,000	\$1,000,000	\$1,000,000
	Federal - STP/STBG	\$0	\$3,242,450	\$8,841,457	\$7,047,626	\$5,517,835
CN TOTAL		\$0	\$4,242,450	\$9,841,457	\$8,047,626	\$6,517,835

GROUPING		Maintenance : Traffic and Safety Operations				
PROGRAM NOTE		Funding identified to be obligated districtwide as projects are identified.				
ROUTE/STREET					TOTAL COST	\$8,635,843
	FUND SOURCE	MATCH	FY21	FY22	FY23	FY24
CN	Federal - STP/STBG	\$0	\$2,284,245	\$1,780,824	\$2,419,830	\$2,150,944

Winchester MPO Project Groupings

GROUPING		Construction : Bridge Rehabilitation/Replacement/Reconstruction				
ROUTE/STREET		TOTAL COST				
	FUND SOURCE	MATCH	FY21	FY22	FY23	FY24
RW	Federal - HIP/F	\$47,380	\$189,520	\$0	\$0	\$0
	Federal - NHS/NHPP	\$125,181	\$500,722	\$0	\$0	\$0
	Federal - STP/STBG	\$42,440	\$169,758	\$0	\$0	\$0
RW TOTAL		\$215,000	\$860,000	\$0	\$0	\$0
CN	Federal - NHS/NHPP	\$1,456,442	\$0	\$0	\$2,163,365	\$3,662,402
	Federal - STP/STBG	\$5,301,321	\$0	\$0	\$2,163,365	\$19,041,918
CN TOTAL		\$6,757,763	\$0	\$0	\$4,326,730	\$22,704,320
CN AC	Federal - AC	\$573,920	\$0	\$0	\$0	\$2,295,680

GROUPING		Construction : Rail				
ROUTE/STREET		TOTAL COST				
	FUND SOURCE	MATCH	FY21	FY22	FY23	FY24
CN	Federal - RAIL	\$131,778	\$0	\$0	\$566,000	\$620,000

GROUPING		Construction : Safety/ITS/Operational Improvements				
ROUTE/STREET		TOTAL COST				
	FUND SOURCE	MATCH	FY21	FY22	FY23	FY24
PE	Federal - NHFP	\$145,466	\$0	\$0	\$0	\$581,865
	Federal - NHS/NHPP	\$10,000	\$40,000	\$0	\$0	\$0
PE TOTAL		\$155,466	\$40,000	\$0	\$0	\$581,865
RW	Federal - AC CONVERSION	\$397,173	\$1,588,693	\$0	\$0	\$0
	Federal - NHS/NHPP	\$48,263	\$0	\$0	\$0	\$193,051
RW TOTAL		\$445,436	\$1,588,693	\$0	\$0	\$193,051
CN	Federal - HSIP	\$522,222	\$0	\$4,700,000	\$0	\$0
	Federal - NHS/NHPP	\$81,631	\$0	\$326,524	\$0	\$0
CN TOTAL		\$603,853	\$0	\$5,026,524	\$0	\$0
CN AC	Federal - AC	\$1,058,506	\$0	\$4,234,022	\$0	\$0

GROUPING		Construction : Transportation Enhancement/Byway/Non-Traditional				
ROUTE/STREET		TOTAL COST				
	FUND SOURCE	MATCH	FY21	FY22	FY23	FY24
PE	Federal - NHS/NHPP	\$150,000	\$0	\$600,000	\$0	\$0
CN	Federal - NHS/NHPP	\$623,000	\$0	\$0	\$890,000	\$1,602,000
CN AC	Federal - AC	\$600,000	\$0	\$0	\$0	\$2,400,000

GROUPING		Maintenance : Preventive Maintenance and System Preservation				
PROGRAM NOTE		Funding identified to be obligated districtwide as projects are identified.				
ROUTE/STREET					TOTAL COST	\$66,219,025
	FUND SOURCE	MATCH	FY21	FY22	FY23	FY24
CN	Federal - NHS/NHPP	\$0	\$8,194,023	\$8,194,023	\$8,194,023	\$8,194,023
	Federal - STP/STBG	\$0	\$5,386,115	\$7,523,629	\$6,178,315	\$14,354,874
CN TOTAL		\$0	\$13,580,138	\$15,717,652	\$14,372,338	\$22,548,897

GROUPING		Maintenance : Preventive Maintenance for Bridges				
PROGRAM NOTE		Funding identified to be obligated districtwide as projects are identified.				
ROUTE/STREET					TOTAL COST	\$28,649,368
	FUND SOURCE	MATCH	FY21	FY22	FY23	FY24
CN	Federal - NHS/NHPP	\$0	\$1,000,000	\$1,000,000	\$1,000,000	\$1,000,000
	Federal - STP/STBG	\$0	\$3,242,450	\$8,841,457	\$7,047,626	\$5,517,835
CN TOTAL		\$0	\$4,242,450	\$9,841,457	\$8,047,626	\$6,517,835

GROUPING		Maintenance : Traffic and Safety Operations				
PROGRAM NOTE		Funding identified to be obligated districtwide as projects are identified.				
ROUTE/STREET					TOTAL COST	\$8,635,843
	FUND SOURCE	MATCH	FY21	FY22	FY23	FY24
CN	Federal - STP/STBG	\$0	\$2,284,245	\$1,780,824	\$2,419,830	\$2,150,944



STATEWIDE

Statewide District Interstate Projects

MPO	Multiple MPOs					
UPC NO	102710	SCOPE	Reconstruction w/ Added Capacity			
SYSTEM	Interstate	JURISDICTION	Statewide		OVERSIGHT	FO
PROJECT	Public Contribution for I-95 HOV/HOT Lanes Project				ADMIN BY	VDOT
DESCRIPTION	FROM: Garrisonville Road TO: 1 Mile North of Edsall Road (28.0000 MI)					
PROGRAM NOTE	All funding based on current allocations/estimate. Waiting Financial Closure. Linked with UPC 103019, 103020, 103106, 102711, 103591, 103222					
ROUTE/STREET	0095				TOTAL COST	\$82,550,000
	FUND SOURCE	MATCH	FY21	FY22	FY23	FY24
		\$0	\$0	\$0	\$0	\$0

MPO	Multiple MPOs					
UPC NO	102711	SCOPE	Reconstruction w/ Added Capacity			
SYSTEM	Interstate	JURISDICTION	Statewide		OVERSIGHT	NFO
PROJECT	I-95 HOV/HOT Lanes Project PPTA Develop & Mgmt. Oversight				ADMIN BY	VDOT
DESCRIPTION	FROM: Garrisonville Road TO: 1 Mile North of Edsall Road (28.0000 MI)					
PROGRAM NOTE	All funds obligated based on current allocations/estimate. Waiting Financial Closure					
ROUTE/STREET	0095				TOTAL COST	\$48,159,488
	FUND SOURCE	MATCH	FY21	FY22	FY23	FY24
		\$0	\$0	\$0	\$0	\$0

MPO	Multiple MPOs					
UPC NO	103019	SCOPE	Reconstruction w/ Added Capacity			
SYSTEM	Interstate	JURISDICTION	Statewide		OVERSIGHT	FO
PROJECT	I-95 HOV/HOT Lanes Early Works - Federal Eligible Activity				ADMIN BY	VDOT
DESCRIPTION	FROM: Garrisonville Road TO: 1 mile North of Edsall Road (28.0000 MI)					
PROGRAM NOTE	All funding based on current allocations/estimate All funding based on current allocations/estimate. Waiting Financial Closure. Linked with UPC 102710, 103020, 103106, 102711, 103591, 103222					
ROUTE/STREET	0095				TOTAL COST	\$8,125,718
	FUND SOURCE	MATCH	FY21	FY22	FY23	FY24
		\$0	\$0	\$0	\$0	\$0

MPO	Multiple MPOs					
UPC NO	103020	SCOPE	Reconstruction w/ Added Capacity			
SYSTEM	Interstate	JURISDICTION	Statewide		OVERSIGHT	FO
PROJECT	I-95 HOV/HOT Lane Early Works-Non-Fed (Unless Finance Close)				ADMIN BY	VDOT
DESCRIPTION	FROM: Garrisonville Road TO: 1 Mile North of Edsall Road (28.0000 MI)					
PROGRAM NOTE	All funding based on current allocations/estimate All funding based on current allocations/estimate. Waiting Financial Closure. Linked with UPC 102710, 103106, 103019, 102711, 103591, 103222					
ROUTE/STREET	0095				TOTAL COST	\$11,567,195
	FUND SOURCE	MATCH	FY21	FY22	FY23	FY24
		\$0	\$0	\$0	\$0	\$0

MPO	Northern Virginia					
UPC NO	103106	SCOPE	Reconstruction w/ Added Capacity			
SYSTEM	Interstate	JURISDICTION	Statewide		OVERSIGHT	FO
PROJECT	I-95 HOV/HOT Lanes Construction				ADMIN BY	VDOT
DESCRIPTION	FROM: Garrisonville Road TO: 1 Mile North of Edsall Road (28.0000 MI)					
PROGRAM NOTE	All funding obligated based on current allocations/estimate. Waiting Financial Closure. Linked with UPC 102710, 103019, 103020, 102711, 103591 ,103222					
ROUTE/STREET	0095				TOTAL COST	\$785,756,087
	FUND SOURCE	MATCH	FY21	FY22	FY23	FY24
			\$0	\$0	\$0	\$0

MPO	Multiple MPOs					
UPC NO	103222	SCOPE	Reconstruction w/ Added Capacity			
SYSTEM	Interstate	JURISDICTION	Statewide		OVERSIGHT	FO
PROJECT	I-95 HOV/HOT Lanes Debt Service				ADMIN BY	VDOT
DESCRIPTION	FROM: Garrisonville Road TO: 1 mile North of Edsall Road (28.0000 MI)					
ROUTE/STREET	0095				TOTAL COST	\$85,618,255
	FUND SOURCE	MATCH	FY21	FY22	FY23	FY24
CN	Federal - AC CONVERSION	\$0	\$0	\$7,443,902	\$7,119,928	\$7,119,194
	Federal - NHS/NHPP	\$0	\$7,443,478	\$0	\$0	\$0
CN TOTAL		\$0	\$7,443,478	\$7,443,902	\$7,119,928	\$7,119,194
CN AC	Federal - AC	\$0	\$43,028,043	\$0	\$0	\$0
	Federal - AC OTHER	\$0	\$2,850,553	\$0	\$0	\$0
CN AC		\$0	\$45,878,596	\$0	\$0	\$0

MPO	Multiple MPOs					
UPC NO	108315	SCOPE	Reconstruction w/ Added Capacity			
SYSTEM	Interstate	JURISDICTION	Statewide		OVERSIGHT	FO
PROJECT	I-95 SOUTHERN EXTENSION EXPRESS LANES PROJECT				ADMIN BY	VDOT
DESCRIPTION	FROM: MM 142.5 (South of Garrisonville Road) TO: MM 145.0 (North of Garrisonville Road) (2.5000 MI)					
PROGRAM NOTE	Includes \$3,599,475 GARVEE Debt Service Principle Prev, \$720,708 GARVEE Debt Service Principle FFY21, \$757,307 GARVEE Debt Service Principle FFY22, \$795,715 GARVEE Debt Service Principle FFY23, \$835,933 GARVEE Debt Service Principle FFY24. Total GARVEE Debt Service Principle \$13,873,591. Corresponding Debt Service UPC 110379.					
ROUTE/STREET	I-95 (0095)				TOTAL COST	\$39,776,717
	FUND SOURCE	MATCH	FY21	FY22	FY23	FY24
CN	Federal - AC CONVERSION	\$0	\$0	\$757,307	\$795,715	\$835,933
	Federal - NHS/NHPP	\$0	\$720,708	\$0	\$0	\$0
CN TOTAL		\$0	\$720,708	\$757,307	\$795,715	\$835,933
CN AC	Federal - AC	\$0	\$9,553,408	\$0	\$0	\$0
	Federal - AC OTHER	\$0	\$26,330,810	\$0	\$0	\$0
CN AC		\$0	\$35,884,218	\$0	\$0	\$0

MPO	Multiple MPOs					
UPC NO	110379	SCOPE				
SYSTEM	Interstate	JURISDICTION	Statewide	OVERSIGHT	NFO	
PROJECT	I-95 SOUTHERN EXT EXPRESS LANES PROJECT GARVEE DEBT SERVICE			ADMIN BY	VDOT	
DESCRIPTION						
PROGRAM NOTE	Includes \$3,323,636 GARVEE Debt Service Interest Prev, \$504,808 GARVEE Debt Service Interest FFY21, \$468,320 GARVEE Debt Service Interest FFY22, \$429,981 GARVEE Debt Service Interest FFY23, \$389,698 GARVEE Debt Service Interest FFY24, \$1,415,014 GARVEE Debt Service Interest FFY25-31. Total GARVEE Debt Service Interest \$6,531,457. Corresponding CN UPC 108315					
ROUTE/STREET	0095			TOTAL COST	\$6,531,457	
	FUND SOURCE	MATCH	FY21	FY22	FY23	FY24
PE	Federal - AC CONVERSION	\$0	\$0	\$468,320	\$429,982	\$389,698
	Federal - NHS/NHPP	\$0	\$504,807	\$0	\$0	\$0
PE TOTAL		\$0	\$504,807	\$468,320	\$429,982	\$389,698
PE AC	Federal - AC	\$0	\$2,703,014	\$0	\$0	\$0

MPO	Multiple MPOs					
UPC NO	115852	SCOPE	Traffic Management/Engineering			
SYSTEM	Interstate	JURISDICTION	Statewide	OVERSIGHT	NFO	
PROJECT	ITTF FY20 Micro Transit			ADMIN BY	DRPT	
DESCRIPTION	FROM: Various TO: Various					
ROUTE/STREET	9999			TOTAL COST	\$500,000	
	FUND SOURCE	MATCH	FY21	FY22	FY23	FY24
PE AC	Federal - AC OTHER	\$0	\$500,000	\$0	\$0	\$0

Statewide District Primary Projects

MPO	Multiple MPOs					
UPC NO	100432	SCOPE	New Construction Roadway			
SYSTEM	Primary	JURISDICTION	Statewide		OVERSIGHT	FO
PROJECT	Project oversight (Rt 460 Corridor Improvement Project)				ADMIN BY	VDOT
DESCRIPTION	FROM: Intersection w/Rt 58, Clty of Suffolk TO: Intersection w/I-295, Prince George Cty (55.0000 MI)					
PROGRAM NOTE	All funding obligated based on current allocations/estimate.					
ROUTE/STREET	RT. 460 (0460)				TOTAL COST	\$29,935,503
	FUND SOURCE	MATCH	FY21	FY22	FY23	FY24
			\$0	\$0	\$0	\$0

MPO	NonMPO					
UPC NO	16621	SCOPE	Historic Preservation			
SYSTEM	Primary	JURISDICTION	Statewide		OVERSIGHT	NFO
PROJECT	HIGHWAY MARKER REPLACEMENT PROGRAM				ADMIN BY	Locally
DESCRIPTION	FROM: CONDUCT RESEARCH AND DRAFT NEW HISTORIC MARKER TEXTS. TO: REPLACE ERRONEOUS AND/OR MISSING MARKERS.					
PROGRAM NOTE	Waiting financial closure.					
ROUTE/STREET	EN96				TOTAL COST	\$1,687,000
	FUND SOURCE	MATCH	FY21	FY22	FY23	FY24
PE	Federal - TAP/F		(\$40,296)	\$0	\$0	\$0
CN	Federal - TAP/F	(\$8,276)	(\$33,104)	\$0	\$0	\$0

MPO	NonMPO					
UPC NO	52045	SCOPE	Facilities for Pedestrians and Bicycles			
SYSTEM	Primary	JURISDICTION	Statewide		OVERSIGHT	NFO
PROJECT	CIVIL RIGHTS IN EDUCATION - MARKERS AND BROCHURES				ADMIN BY	Locally
DESCRIPTION						
PROGRAM NOTE	Waiting Financial Closure.					
ROUTE/STREET	EN99				TOTAL COST	\$375,905
	FUND SOURCE	MATCH	FY21	FY22	FY23	FY24
			\$0	\$0	\$0	\$0

Statewide District Miscellaneous Projects

MPO	Multiple MPOs					
UPC NO	T20741	SCOPE				
SYSTEM	Miscellaneous	JURISDICTION	Statewide		OVERSIGHT	NFO
PROJECT	VEHICLE FUEL CONVERSION PROGRAM MARKETING				ADMIN BY	Other
DESCRIPTION						
PROGRAM NOTE	Statewide project for conversion of state and local government fleet vehicles to clean fuel; applies to Northern Virginia, Hampton Roads, Fredericksburg, Richmond, and Tri-Cities MPO areas.					
ROUTE/STREET	9999				TOTAL COST	\$360,000
	FUND SOURCE	MATCH	FY21	FY22	FY23	FY24
CN	Federal - CMAQ	\$72,000	\$288,000	\$0	\$0	\$0

MPO	Multiple MPOs					
UPC NO	T11802	SCOPE	Other			
SYSTEM	Miscellaneous	JURISDICTION	Statewide		OVERSIGHT	FO
PROJECT	Vehicle Fuel Conversion Program				ADMIN BY	Other
DESCRIPTION	FROM: 1 TO: 1					
PROGRAM NOTE	Statewide project for conversion of state and local government fleet vehicles to clean fuel; applies to Northern Virginia, Hampton Roads, Fredericksburg, Richmond, and Tri-Cities MPO areas. All funding obligated based on current allocations/estimate.					
ROUTE/STREET	9999				TOTAL COST	\$8,640,000
	FUND SOURCE	MATCH	FY21	FY22	FY23	FY24
		\$0	\$0	\$0	\$0	\$0

Statewide District Project Groupings

MPO		NonMPO				
GROUPING		Construction : Rail				
ROUTE/STREET					TOTAL COST	\$334,750
	FUND SOURCE	MATCH	FY21	FY22	FY23	FY24
CN	Federal - RAIL	\$37,194	\$0	\$0	\$334,750	\$0

MPO		NonMPO				
GROUPING		Construction : Safety/ITS/Operational Improvements				
ROUTE/STREET					TOTAL COST	\$26,669,016
	FUND SOURCE	MATCH	FY21	FY22	FY23	FY24
PE	Federal - AC CONVERSION	\$984,859	\$2,482,575	\$1,108,321	\$2,918,992	\$2,353,841
	Federal - HSIP	\$115,239	\$837,150	\$0	\$0	\$200,000
PE TOTAL		\$1,100,098	\$3,319,725	\$1,108,321	\$2,918,992	\$2,553,841
PE AC	Federal - AC	\$111,111	\$0	\$0	\$0	\$1,000,000

MPO		NonMPO				
GROUPING		Construction : Transportation Enhancement/Byway/Non-Traditional				
ROUTE/STREET					TOTAL COST	\$3,156,120
	FUND SOURCE	MATCH	FY21	FY22	FY23	FY24
		\$0	\$0	\$0	\$0	\$0

MPO		NonMPO				
GROUPING		Maintenance : Preventive Maintenance and System Preservation				
PROGRAM NOTE		Funding identified to be obligated districtwide as projects are identified.				
ROUTE/STREET					TOTAL COST	\$6,500,078
	FUND SOURCE	MATCH	FY21	FY22	FY23	FY24
CN	Federal - STP/STBG	\$0	\$3,735,091	\$228,647	\$292,259	\$2,244,081

MPO		NonMPO				
GROUPING		Maintenance : Preventive Maintenance for Bridges				
PROGRAM NOTE		Funding identified to be obligated districtwide as projects are identified.				
ROUTE/STREET					TOTAL COST	\$10,418,644
	FUND SOURCE	MATCH	FY21	FY22	FY23	FY24
CN	Federal - BR	\$0	\$1,000,000	\$134,977	\$70,460	\$0
	Federal - STP/STBG	\$0	\$3,004,171	\$2,400,000	\$2,400,000	\$1,409,036
CN TOTAL		\$0	\$4,004,171	\$2,534,977	\$2,470,460	\$1,409,036

MPO		NonMPO				
GROUPING		Maintenance : Traffic and Safety Operations				
PROGRAM NOTE		Funding identified to be obligated districtwide as projects are identified.				
ROUTE/STREET					TOTAL COST	\$23,213,484
	FUND SOURCE	MATCH	FY21	FY22	FY23	FY24
CN	Federal - STP/STBG	\$0	\$5,710,538	\$8,814,927	\$3,928,692	\$4,759,327

RAIL & PUBLIC TRANSPORTATION

APPENDIX I

DRPT Project Listing

July 2020

Prepared by the
Virginia Department of Transportation
in Cooperation with
Virginia Department of Rail and Public Transportation,
Federal Highway Administration–Virginia Division Office, and
Federal Transit Administration

VIRGINIA DEPARTMENT OF RAIL AND PUBLIC TRANSPORTATION FY2021 - FY2024
STATEWIDE TRANSPORTATION IMPROVEMENT PROGRAM SUMMARY
TRANSIT COSTS (in \$1,000)

Bristol MPO		Previous Funding	FY 2021	FY 2022	FY 2023	FY 2024	Total FY 2021-2024
FTA 5307	-	413	427	441	-	-	1,281
FTA 5310	-	-	-	-	-	-	-
FTA 5311	-	-	-	-	-	-	-
FTA 5337	-	-	-	-	-	-	-
FTA 5339	-	-	-	-	-	-	-
FTA ADTAP	-	-	-	-	-	-	-
Flexible STP	-	-	-	-	-	-	-
RSTP	-	-	-	-	-	-	-
Other Federal	-	-	-	-	-	-	-
State	-	161	166	171	-	-	498
Local	-	120	124	127	-	-	371
Revenues	-	-	-	-	-	-	-
Total	-	694	717	739	-	-	2,150
Central Virginia MPO							
		Previous Funding	FY 2021	FY 2022	FY 2023	FY 2024	Total FY 2021-2024
FTA 5307	-	2,037	2,132	2,212	2,297	-	8,678
FTA 5310	-	116	-	-	-	-	116
FTA 5311	-	-	-	-	-	-	-
FTA 5337	-	-	-	-	-	-	-
FTA 5339	-	-	-	-	-	-	-
Flexible STP	-	1,831	9,448	2,161	2,594	-	16,034
RSTP	-	-	-	-	-	-	-
Other Federal	-	-	-	-	-	-	-
State	-	2,080	2,095	2,125	2,156	-	8,456
Local	-	117	423	108	130	-	778
Revenues	-	1,367	1,389	1,411	1,438	-	5,605
Total	-	7,548	15,487	8,017	8,615	-	39,667
Charlottesville MPO							
		Previous Funding	FY 2021	FY 2022	FY 2023	FY 2024	Total FY 2021-2024
FTA 5307	2,229	1,930	2,090	2,547	2,151	-	8,718
FTA 5310	-	67	71	74	78	-	290
FTA 5311	2,009	6,956	7,473	8,014	16,642	-	39,085
FTA 5337	-	-	-	-	-	-	-
FTA 5339	697	-	-	-	-	-	-
Flexible STP	-	3,883	4,621	4,798	3,004	-	16,306
RSTP	-	-	-	-	-	-	-
Other Federal	-	-	-	-	-	-	-
State	3,093	4,332	4,727	4,849	5,326	-	19,234
Local	8,157	8,751	11,418	11,989	13,217	-	45,375
Revenues	1,088	3,592	1,496	1,462	1,211	-	7,761
Total	17,273	29,511	31,896	33,733	41,629	-	136,769

VIRGINIA DEPARTMENT OF RAIL AND PUBLIC TRANSPORTATION FY2021 - FY2024
STATEWIDE TRANSPORTATION IMPROVEMENT PROGRAM SUMMARY
TRANSIT COSTS (in \$1,000)

Fredericksburg MPO	Previous Funding	FY 2021	FY 2022	FY 2023	FY 2024	Total FY 2021-2024
FTA 5307	2,924	1,667	1,717	1,769	1,821	6,974
FTA 5310	373	436	440	499	509	1,884
FTA 5311	-	-	-	-	-	-
FTA 5337	-	-	-	-	-	-
FTA 5339	-	-	-	-	-	-
Flexible STP	384	1,231	1,249	1,480	1,264	5,224
RSTP	-	-	-	-	-	-
Other Federal	-	-	-	-	-	-
State	886	899	923	993	974	3,789
Local	2,168	3,093	3,188	3,299	3,415	12,995
Revenues	336	309	318	328	337	1,292
Total	7,071	7,635	7,835	8,368	8,320	32,158
Hampton Roads TPO						
	Previous Funding	FY 2021	FY 2022	FY 2023	FY 2024	Total FY 2021-2024
FTA 5307	1,893	21,439	22,632	19,204	19,787	83,062
FTA 5310	-	1,415	1,179	1,207	1,103	4,904
FTA 5311	318	337	337	337	337	1,348
FTA 5337	-	1,671	3,404	2,373	2,862	10,310
FTA 5339	-	2,045	2,798	3,112	1,794	9,749
Flexible STP	5,114	900	1,728	400	636	3,664
CMAQ	6,806	6,445	5,157	5,361	2,885	19,848
RSTP	-	8,127	9,398	2,612	8,066	28,203
Other Federal	190	180	180	180	180	720
State	4,445	18,051	27,013	15,459	17,017	77,540
Local	1,992	8,202	8,266	7,866	7,976	32,310
Revenues	2,215	2,428	2,457	2,421	2,482	9,788
Total	22,973	71,240	84,549	60,532	65,125	281,446
Harrisonburg MPO						
	Previous Funding	FY 2021	FY 2022	FY 2023	FY 2024	Total FY 2021-2024
FTA 5307	1,445	1,771	1,824	1,879	1,935	7,409
FTA 5310	-	138	254	158	122	672
FTA 5311	-	-	-	-	-	-
FTA 5337	-	-	-	-	-	-
FTA 5339	-	-	-	-	-	-
Flexible STP	-	1,792	5,572	2,819	192	10,375
RSTP	-	-	-	-	-	-
Other Federal	-	-	-	-	-	-
State	1,369	1,778	2,570	2,063	1,582	7,993
Local	76	351	1,431	1,302	1,195	4,279
Revenues	1,910	2,246	2,334	2,404	2,476	9,460
Total	4,800	8,076	13,985	10,625	7,502	40,188

VIRGINIA DEPARTMENT OF RAIL AND PUBLIC TRANSPORTATION FY2021 - FY2024
STATEWIDE TRANSPORTATION IMPROVEMENT PROGRAM SUMMARY
TRANSIT COSTS (in \$1,000)

New River Valley MPO	Previous Funding	FY 2021	FY 2022	FY 2023	FY 2024	Total FY 2021-2024
FTA 5307	2,058	2,390	2,603	2,745	2,860	10,598
FTA 5310	-	261	138	242	138	779
FTA 5311	-	-	-	-	-	-
FTA 5337	-	-	-	-	-	-
FTA 5339	3,219	228	-	1,731	1,363	3,322
Flexible STP	2,405	9,923	19,837	13,633	4,572	47,965
RSTP	-	-	-	-	-	-
Other Federal	-	-	-	-	-	-
State	6,611	4,541	6,043	6,377	4,644	21,605
Local	5,442	7,460	9,233	8,408	8,251	33,352
Revenues	200	243	265	280	291	1,079
Total	19,935	25,046	38,119	33,416	22,119	118,700
MWCOG						
	Previous Funding	FY 2021	FY 2022	FY 2023	FY 2024	Total FY 2021-2024
FTA 5307	-	3,334	-	-	-	3,334
FTA 5310	-	-	-	-	-	-
FTA 5311	-	-	-	-	-	-
FTA 5337	-	616	-	-	-	616
FTA 5339	-	680	-	-	-	680
Flexible STP	-	-	-	-	-	-
CMAQ	5,549	4,560	6,379	4,648	2,806	18,393
RSTP	8,198	903	800	-	-	1,703
Other Federal	-	-	-	-	-	-
State	29,685	29,247	28,644	1,854	702	60,447
Local	-	1,155	-	-	-	1,155
Revenues	-	-	-	-	-	-
Total	43,432	40,495	35,823	6,502	3,508	86,328
Richmond Regional TPO						
	Previous Funding	FY 2021	FY 2022	FY 2023	FY 2024	Total FY 2021-2024
FTA 5307	-	12,451	21,307	8,957	-	42,715
FTA 5310	-	942	-	-	-	942
FTA 5311	-	-	-	-	-	-
FTA 5337	-	-	-	-	-	-
FTA 5339	-	4,997	2,723	8,242	-	15,962
Flexible STP	-	-	-	-	-	-
CMAQ	-	1,993	-	-	-	1,993
RSTP	-	-	-	-	-	-
Other Federal	-	-	-	-	-	-
State	-	12,828	20,777	13,803	-	47,408
Local	-	3,462	3,346	2,821	-	9,629
Revenues	-	-	-	-	-	-
Total	-	36,673	48,153	33,823	-	118,649

VIRGINIA DEPARTMENT OF RAIL AND PUBLIC TRANSPORTATION FY2021 - FY2024
STATEWIDE TRANSPORTATION IMPROVEMENT PROGRAM SUMMARY
TRANSIT COSTS (in \$1,000)

Roanoke Valley TPO	Previous Funding	FY 2021	FY 2022	FY 2023	FY 2024	Total FY 2021-2024
FTA 5307	-	2,863	2,863	2,863	2,863	11,452
FTA 5310	-	279	243	243	243	1,008
FTA 5311	-	354	354	354	354	1,416
FTA 5337	-	-	-	-	-	-
FTA 5339	-	3,380	154	225	364	4,123
Flexible STP	-	400	-	-	-	400
RSTP	-	1,964	1,564	1,639	-	5,167
Other Federal	-	-	-	-	-	-
State	-	12,900	3,912	4,191	3,312	24,315
Local	-	2,301	1,810	1,821	1,841	7,773
Revenues	-	2,326	2,326	2,326	2,326	9,304
Total	-	26,767	13,226	13,662	11,303	64,958
Staunton-Augusta-Waynesboro MPO						
	Previous Funding	FY 2021	FY 2022	FY 2023	FY 2024	Total FY 2021-2024
FTA 5307	-	1,201	1,179	1,225	1,267	4,872
FTA 5310	-	45	132	52	76	305
FTA 5311	-	569	561	585	607	2,322
FTA 5337	-	-	-	-	-	-
FTA 5339	-	-	-	-	-	-
Flexible STP	-	-	-	-	-	-
RSTP	-	-	-	-	-	-
Other Federal	-	-	-	-	-	-
State	-	544	529	549	553	2,175
Local	-	469	515	532	567	2,083
Revenues	-	83	83	83	83	332
Total	-	2,911	2,999	3,026	3,153	12,089
Tri-Cities MPO						
	Previous Funding	FY 2021	FY 2022	FY 2023	FY 2024	Total FY 2021-2024
FTA 5307	-	812	814	700	719	3,045
FTA 5310	-	272	-	-	-	272
FTA 5311	-	-	-	-	-	-
FTA 5337	-	-	-	-	-	-
FTA 5339	-	42	37	66	146	291
Flexible STP	-	-	-	-	-	-
CMAQ	-	-	-	-	-	-
RSTP	-	-	-	-	-	-
Other Federal	-	-	-	-	-	-
State	-	1,012	1,004	818	1,038	3,872
Local	-	831	761	770	764	3,126
Revenues	-	394	394	394	394	1,576
Total	-	3,363	3,010	2,748	3,061	12,182

VIRGINIA DEPARTMENT OF RAIL AND PUBLIC TRANSPORTATION FY2021 - FY2024
STATEWIDE TRANSPORTATION IMPROVEMENT PROGRAM SUMMARY
TRANSIT COSTS (in \$1,000)

Winchester MPO	Previous Funding	FY 2021	FY 2022	FY 2023	FY 2024	Total FY 2021-2024
FTA 5307	-	534	709	816	630	2,689
FTA 5310	-	683	621	621	538	2,463
FTA 5311	-	-	-	-	-	-
FTA 5337	-	-	-	-	-	-
FTA 5339	-	-	-	-	-	-
Flexible STP	-	-	-	-	-	-
RSTP	-	-	-	-	-	-
Other Federal	-	-	-	-	-	-
State	-	316	342	354	333	1,345
Local	-	218	179	190	147	734
Revenues	-	94	106	120	129	449
Total	-	1,845	1,957	2,101	1,777	7,680
All MPOs						
	Previous Funding	FY 2021	FY 2022	FY 2023	FY 2024	Total FY 2021-2024
FTA 5307	10,549	52,842	60,297	45,358	36,330	194,827
FTA 5310	373	4,654	3,078	3,096	2,807	13,635
FTA 5311	2,327	8,216	8,725	9,290	17,940	44,171
FTA 5329	-	-	-	-	-	-
FTA 5337	-	2,287	3,404	2,373	2,862	10,926
FTA 5339	3,916	11,372	5,712	13,376	3,667	34,127
FTA ADTAP	-	-	-	-	-	-
Flexible STP	7,903	19,960	42,455	25,291	12,262	99,968
CMAQ	12,355	12,998	11,536	10,009	5,691	40,234
RSTP	8,198	10,994	11,762	4,251	8,066	35,073
Other Federal	190	180	180	180	180	720
State	46,089	88,689	98,745	53,606	37,637	278,677
Local	17,835	36,530	40,694	39,233	37,503	153,960
Revenues	5,749	13,082	11,168	11,229	11,167	46,646
Total	115,484	261,804	297,756	217,292	176,112	952,964
Rurals and Statewide (Non-MPO)						
	Previous Funding	FY 2021	FY 2022	FY 2023	FY 2024	Total FY 2021-2024
FTA 5310	-	1,152	1,631	1,631	1,631	6,045
FTA 5311	1,937	3,048	13,213	12,283	13,900	42,444
FTA 5339	-	-	-	-	-	-
FTA ADTAP	-	1,283	1,424	1,424	1,424	5,555
FTA 5329	258	262	267	270	272	1,071
State	64	1,013	1,498	1,305	1,628	5,444
Local	1,072	469	10,191	10,144	10,223	31,027
Revenues	-	-	10	10	10	30
Total	3,331	7,227	28,234	27,067	29,088	91,616

VIRGINIA DEPARTMENT OF RAIL AND PUBLIC TRANSPORTATION FY2021 - FY2024
STATEWIDE TRANSPORTATION IMPROVEMENT PROGRAM SUMMARY
TRANSIT COSTS (in \$1,000)

Total Funding	Previous Funding	FY 2021	FY 2022	FY 2023	FY 2024	Total FY 2021-2024
FTA 5307	10,549	52,842	60,297	45,358	36,330	194,827
FTA 5310	373	5,806	4,709	4,727	4,438	19,680
FTA 5311	4,264	11,264	21,938	21,573	31,840	86,615
FTA 5329	258	262	267	270	272	1,071
FTA 5337	-	2,287	3,404	2,373	2,862	10,926
FTA 5339	3,916	11,372	5,712	13,376	3,667	34,127
FTA ADTAP	-	1,283	1,424	1,424	1,424	5,555
Flexible STP	7,903	19,960	42,455	25,291	12,262	99,968
CMAQ	12,355	12,998	11,536	10,009	5,691	40,234
RSTP	8,198	10,994	11,762	4,251	8,066	35,073
Other Federal	190	180	180	180	180	720
State	46,153	89,702	100,243	54,911	39,265	284,121
Local	18,907	36,999	50,885	49,377	47,726	184,987
Revenues	5,749	13,082	11,178	11,239	11,177	46,676
Total	118,815	269,031	325,990	244,359	205,200	1,044,580

**VIRGINIA DEPARTMENT OF RAIL AND PUBLIC TRANSPORTATION
STATEWIDE TRANSPORTATION IMPROVEMENT PROGRAM
TRANSIT COSTS (in \$1,000)**

FY2021 - FY2024

	Previous Funding	FY 2021	FY 2022	FY 2023	FY 2024	Total FY 2021-2024	
BRISTOL METROPOLITAN PLANNING ORGANIZATION							
STIP ID:	BRI0001	Title: Operating Assistance			Recipient: City of Bristol Transit		
FTA 5307		214	220	227		FTA 5307	661
State		94	97	100		State	291
Local		36	37	38		Local	111
Revenues						Revenues	-
Year Total:	-	344	354	365	-	Total Funds:	1,063
Description:							
STIP ID:	BRI0003	Title: Transit Vehicles			Recipient: City of Bristol Transit		
FTA 5307		64	68	70		FTA 5307	202
State		13	13	14		State	40
Local		3	3	3		Local	9
Year Total:	-	80	84	87	-	Total Funds:	251
Description:							
STIP ID:	DIST001	Title: Operating Assistance			Recipient: District Three Governmental Cooperative		
FTA 5307		135	139	144		FTA 5307	418
State		54	56	57		State	167
Local		81	84	86		Local	251
Year Total:	-	270	279	287	-	Total Funds:	836
Description:							
City of Bristol	Previous Funding	FY 2021	FY 2022	FY 2023	FY 2024	Total FY 2021-2024	
FTA 5307	-	278	288	297	-	FTA 5307	863
FTA 5310	-	-	-	-	-	FTA 5310	-
FTA 5311	-	-	-	-	-	FTA 5311	-
FTA 5337	-	-	-	-	-	FTA 5337	-
FTA 5339	-	-	-	-	-	FTA 5339	-
FTA ADTAP	-	-	-	-	-	FTA ADTAP	-
Flexible STP	-	-	-	-	-	Flexible STP	-
RSTP	-	-	-	-	-	RSTP	-
Other Federal	-	-	-	-	-	Other Federal	-
State	-	107	110	114	-	State	331
Local	-	39	40	41	-	Local	120
Revenues	-	-	-	-	-	Revenues	-
Totals	-	424	438	452	-		1,314
District Three Governmental Cooperative	Previous Funding	FY 2021	FY 2022	FY 2023	FY 2024	Total FY 2021-2024	
FTA 5307	-	135	139	144	-	FTA 5307	418
FTA 5310	-	-	-	-	-	FTA 5310	-
FTA 5311	-	-	-	-	-	FTA 5311	-
FTA 5337	-	-	-	-	-	FTA 5337	-
FTA 5339	-	-	-	-	-	FTA 5339	-
FTA ADTAP	-	-	-	-	-	FTA ADTAP	-
Flexible STP	-	-	-	-	-	Flexible STP	-
RSTP	-	-	-	-	-	RSTP	-
Other Federal	-	-	-	-	-	Other Federal	-
State	-	54	56	57	-	State	167
Local	-	81	84	86	-	Local	251
Revenues	-	-	-	-	-	Revenues	-
Totals	-	270	279	287	-		836

**VIRGINIA DEPARTMENT OF RAIL AND PUBLIC TRANSPORTATION
STATEWIDE TRANSPORTATION IMPROVEMENT PROGRAM
TRANSIT COSTS (in \$1,000)**

FY2021 - FY2024

	Previous Funding	FY 2021	FY 2022	FY 2023	FY 2024	Total FY 2021-2024	
Bristol MPO	Previous Funding	FY 2021	FY 2022	FY 2023	FY 2024	Total FY 2021-2024	
FTA 5307	-	413	427	441	-	FTA 5307	1,281
FTA 5310	-	-	-	-	-	FTA 5310	-
FTA 5311	-	-	-	-	-	FTA 5311	-
FTA 5337	-	-	-	-	-	FTA 5337	-
FTA 5339	-	-	-	-	-	FTA 5339	-
FTA ADTAP	-	-	-	-	-	FTA ADTAP	-
Flexible STP	-	-	-	-	-	Flexible STP	-
RSTP	-	-	-	-	-	RSTP	-
Other Federal	-	-	-	-	-	Other Federal	-
State	-	161	166	171	-	State	498
Local	-	120	124	127	-	Local	371
Revenues	-	-	-	-	-	Revenues	-
<i>Totals</i>	-	694	717	739	-		2,150

VIRGINIA DEPARTMENT OF RAIL AND PUBLIC TRANSPORTATION FY2021 - FY2024
STATEWIDE TRANSPORTATION IMPROVEMENT PROGRAM
TRANSIT COSTS (in \$1,000)

	Previous Funding	FY 2021	FY 2022	FY 2023	FY 2024	Total FY 2021-2024
CENTRAL VIRGINIA METROPOLITAN PLANNING ORGANIZATION						
STIP ID:	GLTC001	Title: Operating Assistance		Recipient: Greater Lynchburg Transit Company		
FTA 5307		2,037	2,132	2,212	2,297	FTA 5307 8,678
State		2,044	2,095	2,125	2,156	State 8,420
Local		3,041	3,268	3,469	3,680	Local 13,458
Revenues		1,367	1,389	1,411	1,438	Revenues 5,605
Year Total:	-	8,489	8,884	9,217	9,571	Total Funds: 36,161
Description:						
STIP ID:	GLTC002	Title: Transfer Location Improvements		Recipient: Greater Lynchburg Transit Company		
Flexible STP			118			Flexible STP 118
State			24			State 24
Local			6			Local 6
Year Total:	-	-	148	-	-	Total Funds: 148
Description:						
STIP ID:	GLTC003	Title: Purchase Passenger Shelters		Recipient: Greater Lynchburg Transit Company		
Flexible STP			133	102		Flexible STP 235
State			27	20		State 47
Local			7	5		Local 12
Year Total:	-	-	167	127	-	Total Funds: 294
Description:						
STIP ID:	GLTC004	Title: ADP Hardware		Recipient: Greater Lynchburg Transit Company		
Flexible STP		403				Flexible STP 403
State		81				State 81
Local		20				Local 20
Year Total:	-	504	-	-	-	Total Funds: 504
Description:						
STIP ID:	GLTC005	Title: Replacement Rolling Stock		Recipient: Greater Lynchburg Transit Company		
Flexible STP		1,428	8,207	2,059	2,594	Flexible STP 14,288
State		286	1,641	412	519	State 2,858
Local		71	410	103	130	Local 714
Year Total:	-	1,785	10,258	2,574	3,243	Total Funds: 17,860
Description:						
STIP ID:	GLTC006	Title: Expansion Rolling Stock		Recipient: Greater Lynchburg Transit Company		
Flexible STP			990			Flexible STP 990
State			198			State 198
Local			49			Local 49
Year Total:	-	-	1,237	-	-	Total Funds: 1,237
Description:						
STIP ID:	GLTC007	Title: Purchase Support Vehicles		Recipient: Greater Lynchburg Transit Company		
Flexible STP				312	144	Flexible STP 456
State				62	29	State 91
Local				16	7	Local 23
Year Total:	-	-	-	390	180	Total Funds: 570
Description:						
STIP ID:	CAA001	Title: Paratransit Vehicles		Recipient: Central Va Alliance for Community Living (CVACL)		
FTA 5310		72				FTA 5310 72
State						State -
Local		18				Local 18
Year Total:	-	90	-	-	-	Total Funds: 90
Description:						
STIP ID:	CAA002	Title: Operating Assistance		Recipient: Central Va Alliance for Community Living (CVACL)		
FTA 5310		44				FTA 5310 44
State		36				State 36
Local		8				Local 8
Year Total:	-	88	-	-	-	Total Funds: 88
Description:						

VIRGINIA DEPARTMENT OF RAIL AND PUBLIC TRANSPORTATION FY2021 - FY2024
STATEWIDE TRANSPORTATION IMPROVEMENT PROGRAM
TRANSIT COSTS (in \$1,000)

	Previous Funding	FY 2021	FY 2022	FY 2023	FY 2024	Total FY 2021-2024	
CENTRAL VIRGINIA METROPOLITAN PLANNING ORGANIZATION							
Greater Lynchburg Transit Company	Previous Funding	FY 2021	FY 2022	FY 2023	FY 2024	Total FY 2021-2024	
FTA 5307	-	2,037	2,132	2,212	2,297	FTA 5307	8,678
FTA 5310	-	-	-	-	-	FTA 5310	-
FTA 5311	-	-	-	-	-	FTA 5311	-
FTA 5337	-	-	-	-	-	FTA 5337	-
FTA 5339	-	-	-	-	-	FTA 5339	-
Flexible STP	-	1,831	9,448	2,161	2,594	Flexible STP	16,034
RSTP	-	-	-	-	-	RSTP	-
Other Federal	-	-	-	-	-	Other Federal	-
State	-	2,044	2,095	2,125	2,156	State	8,420
Local	-	91	423	108	130	Local	752
Revenues	-	1,367	1,389	1,411	1,438	Revenues	5,605
<i>Totals</i>	-	7,370	15,487	8,017	8,615		39,489
Human Service Transportation Providers							
	Previous Funding	FY 2021	FY 2022	FY 2023	FY 2024	Total FY 2021-2024	
FTA 5307	-	-	-	-	-	FTA 5307	-
FTA 5310	-	116	-	-	-	FTA 5310	116
FTA 5311	-	-	-	-	-	FTA 5311	-
FTA 5337	-	-	-	-	-	FTA 5337	-
FTA 5339	-	-	-	-	-	FTA 5339	-
Flexible STP	-	-	-	-	-	Flexible STP	-
RSTP	-	-	-	-	-	RSTP	-
Other Federal	-	-	-	-	-	Other Federal	-
State	-	36	-	-	-	State	36
Local	-	26	-	-	-	Local	26
Revenues	-	-	-	-	-	Revenues	-
<i>Totals</i>	-	178	-	-	-		178
Central VA MPO							
	Previous Funding	FY 2021	FY 2022	FY 2023	FY 2024	Total FY 2021-2024	
FTA 5307	-	2,037	2,132	2,212	2,297	FTA 5307	8,678
FTA 5310	-	116	-	-	-	FTA 5310	116
FTA 5311	-	-	-	-	-	FTA 5311	-
FTA 5337	-	-	-	-	-	FTA 5337	-
FTA 5339	-	-	-	-	-	FTA 5339	-
Flexible STP	-	1,831	9,448	2,161	2,594	Flexible STP	16,034
RSTP	-	-	-	-	-	RSTP	-
Other Federal	-	-	-	-	-	Other Federal	-
State	-	2,080	2,095	2,125	2,156	State	8,456
Local	-	117	423	108	130	Local	778
Revenues	-	1,367	1,389	1,411	1,438	Revenues	5,605
<i>Totals</i>	-	7,548	15,487	8,017	8,615		39,667

**VIRGINIA DEPARTMENT OF RAIL AND PUBLIC TRANSPORTATION
STATEWIDE TRANSPORTATION IMPROVEMENT PROGRAM
TRANSIT COSTS (in \$1,000)**

FY2021 - FY2024

	Previous Funding	FY 2021	FY 2022	FY 2023	FY 2024	Total FY 2021-2024
CHARLOTTESVILLE- ALBEMARLE METROPOLITAN PLANNING ORGANIZATION						
STIP ID:	CAT0001	Title: Operating Assistance			Recipient: Charlottesville Area Transit	
FTA 5307	1,615	1,501	1,554	2,011	1,615	FTA 5307 6,681
State	1,787	1,708	1,946	1,934	1,787	State 7,375
Local	3,516	1,636	3,612	3,311	3,516	Local 12,075
Revenues	691	3,103	996	952	691	Revenues 5,742
Year Total:	7,609	7,948	8,108	8,208	7,609	Total Funds: 31,873
Description:						
STIP ID:	CAT0002	Title: Expansion Rolling Stock			Recipient: Charlottesville Area Transit	
Flexible STP		1,226	1,484	1,774	2,284	Flexible STP 6,768
State		245	297	355	457	State 1,354
Local		61	74	89	114	Local 338
Year Total:	-	1,532	1,855	2,218	2,855	Total Funds: 8,460
Description:						
STIP ID:	CAT0003	Title: Replacement Rolling Stock			Recipient: Charlottesville Area Transit	
Flexible STP		1,712	2,666	3,024		Flexible STP 7,402
State		342	533	605		State 1,480
Local		86	133	151		Local 370
Year Total:	-	2,140	3,332	3,780	-	Total Funds: 9,252
Description:						
STIP ID:	CAT0007	Title: Passenger Shelters			Recipient: Charlottesville Area Transit	
Flexible STP						Flexible STP -
State						State -
Local						Local -
Year Total:	-	-	-	-	-	Total Funds: -
Description:						
STIP ID:	CAT0008	Title: Fare Collection Equipment (Fareboxes)			Recipient: Charlottesville Area Transit	
Flexible STP						Flexible STP -
State						State -
Local						Local -
Year Total:	-	-	-	-	-	Total Funds: -
Description:						
STIP ID:	CAT0009	Title: Support Vehicles			Recipient: Charlottesville Area Transit	
Flexible STP		48				Flexible STP 48
State		10				State 10
Local		2				Local 2
Year Total:	-	60	-	-	-	Total Funds: 60
Description:						
STIP ID:	CAT0011	Title: Shop Equipment			Recipient: Charlottesville Area Transit	
Flexible STP		73	317			Flexible STP 390
State		15	63			State 78
Local		4	16			Local 20
Year Total:	-	92	396	-	-	Total Funds: 488
Description:						
STIP ID:	CAT0012	Title: Vehicle Locator System			Recipient: Charlottesville Area Transit	
Flexible STP						Flexible STP -
State						State -
Local						Local -
Year Total:	-	-	-	-	-	Total Funds: -
Description:						
STIP ID:	CAT0014	Title: Misc. Equipment			Recipient: Charlottesville Area Transit	
Flexible STP		174				Flexible STP 174
State		35				State 35
Local		9				Local 9
Year Total:	-	218	-	-	-	Total Funds: 218
Description:						

**VIRGINIA DEPARTMENT OF RAIL AND PUBLIC TRANSPORTATION
STATEWIDE TRANSPORTATION IMPROVEMENT PROGRAM
TRANSIT COSTS (in \$1,000)**

FY2021 - FY2024

	Previous Funding	FY 2021	FY 2022	FY 2023	FY 2024	Total FY 2021-2024	
CHARLOTTESVILLE- ALBEMARLE METROPOLITAN PLANNING ORGANIZATION							
STIP ID:	CAT0017	Title: Surveillance/Security Equipment			Recipient: Charlottesville Area Transit		
Flexible STP		476	109			Flexible STP	585
State		95	22			State	117
Local		24	5			Local	29
Year Total:	-	595	136	-	-	Total Funds:	731
Description:							
STIP ID:	CAT0018	Title: Replacement Trolley			Recipient: Charlottesville Area Transit		
Flexible STP						Flexible STP	-
State						State	-
Local						Local	-
Year Total:	-	-	-	-	-	Total Funds:	-
Description:							
STIP ID:	CAT0019	Title: Acquire Auto Passenger Counters			Recipient: Charlottesville Area Transit		
Flexible STP						Flexible STP	-
State						State	-
Local						Local	-
Year Total:	-	-	-	-	-	Total Funds:	-
Description:							
STIP ID:	CAT0020	Title: Purchase Transit Radio System			Recipient: Charlottesville Area Transit		
Flexible STP		174				Flexible STP	174
State		35				State	35
Local		9				Local	9
Year Total:	-	218	-	-	-	Total Funds:	218
Description:							
STIP ID:	JNT0001	Title: Operating Assistance			Recipient: JAUNT, Inc.		
FTA 5307	614	429	536	536	536	FTA 5307	2,037
FTA 5311	1,985	2,794	3,045	3,320	3,618	FTA 5311	12,777
State	1,162	1,000	1,000	1,000	1,000	State	4,000
Local	4,605	6,706	7,364	8,200	9,112	Local	31,382
Revenues	397	489	500	510	520	Revenues	2,019
Year Total:	8,763	11,418	12,445	13,566	14,786	Total Funds:	52,215
Description:							
STIP ID:	JNT0002	Title: Replacement Rolling Stock			Recipient: JAUNT, Inc.		
FTA 5311		2,890	1,674	2,758	3,600	FTA 5311	10,922
FTA 5339	697	-	-	-	-	FTA 5339	-
Flexible STP		-	-	-	720	Flexible STP	720
State	139	578	335	552	180	State	1,645
Local	35	145	84	138		Local	367
Year Total:	871	3,613	2,093	3,448	4,500	Total Funds:	13,654
Description:							
STIP ID:	JNT0006	Title: ADP Hardware			Recipient: JAUNT, Inc.		
FTA 5311		214	192	180	180	FTA 5311	766
Flexible STP		-	-	-	-	Flexible STP	-
State		43	38	36	36	State	153
Local		11	10	9	9	Local	39
Year Total:	-	268	240	225	225	Total Funds:	958
Description:							
STIP ID:	JNT0008	Title: Admin/Maint Facility			Recipient: JAUNT, Inc.		
FTA 5311			1,200	1,200	8,000	FTA 5311	10,400
State			240	240	1,600	State	2,080
Local			60	60	400	Local	520
Revenues						Revenues	-
Year Total:	-	-	1,500	1,500	10,000	Total Funds:	13,000
Description:							
STIP ID:	JNT0009	Title: ADP Software			Recipient: JAUNT, Inc.		
FTA 5311						FTA 5311	-
Flexible STP						Flexible STP	-
State						State	-
Local						Local	-
Year Total:	-	-	-	-	-	Total Funds:	-
Description:							

**VIRGINIA DEPARTMENT OF RAIL AND PUBLIC TRANSPORTATION
STATEWIDE TRANSPORTATION IMPROVEMENT PROGRAM
TRANSIT COSTS (in \$1,000)**

FY2021 - FY2024

	Previous Funding	FY 2021	FY 2022	FY 2023	FY 2024	Total FY 2021-2024	
CHARLOTTESVILLE- ALBEMARLE METROPOLITAN PLANNING ORGANIZATION							
STIP ID:	JNT0010	Title: Communications System			Recipient: JAUNT, Inc.		
FTA 5311		6	226			FTA 5311	232
Flexible STP			45			Flexible STP	45
State		1	11			State	12
Local		1				Local	1
Year Total:	-	8	282	-	-	Total Funds:	290
Description:							
STIP ID:	JNT0012	Title: Rehab Renovation Facility			Recipient: JAUNT, Inc.		
FTA 5311		458	80	80	80	FTA 5311	698
Flexible STP						Flexible STP	-
State		92	16	16	16	State	140
Local		23	4	4	4	Local	35
Year Total:	-	573	100	100	100	Total Funds:	873
Description:							
STIP ID:	JNT0013	Title: Rehab/Rebuild Buses			Recipient: JAUNT, Inc.		
FTA 5311		230	38	38	38	FTA 5311	344
Flexible STP						Flexible STP	-
State		46	8	8	8	State	70
Local		12	2	2	2	Local	18
Year Total:	-	288	48	48	48	Total Funds:	432
Description:							
STIP ID:	JNT0014	Title: Surveillance/Security Equipment			Recipient: JAUNT, Inc.		
FTA 5311		94				FTA 5311	94
Flexible STP						Flexible STP	-
State		19				State	19
Local		5				Local	5
Year Total:	-	118	-	-	-	Total Funds:	118
Description:							
STIP ID:	JNT0015	Title: Support Vehicles			Recipient: JAUNT, Inc.		
FTA 5311	24	116	24	24	116	FTA 5311	280
Flexible STP						Flexible STP	-
State	5	23	5	5	23	State	56
Local	1	6	1	1	6	Local	14
Year Total:	30	145	30	30	145	Total Funds:	350
Description:							
STIP ID:	JNT0016	Title: Expansion Rolling Stock			Recipient: JAUNT, Inc.		
FTA 5311		154	946	406	962	FTA 5311	2,468
FTA 5339						FTA 5339	-
Flexible STP						Flexible STP	-
State		31	189	81	193	State	494
Local		8	47	20	48	Local	123
Year Total:	-	193	1,182	507	1,203	Total Funds:	3,085
Description:							
STIP ID:	JNT0017	Title: Misc. Equipment			Recipient: JAUNT, Inc.		
FTA 5311			40		40	FTA 5311	80
State			8		8	State	16
Local			2		2	Local	4
Year Total:	-	-	50	-	50	Total Funds:	100
Description:							
STIP ID:	JNT0018	Title: Fare Collection Equipment (Fareboxes)			Recipient: JAUNT, Inc.		
FTA 5311						FTA 5311	-
State						State	-
Local						Local	-
Year Total:	-	-	-	-	-	Total Funds:	-
Description:							
STIP ID:	JNT0019	Title: Mobility Management			Recipient: JAUNT, Inc.		
FTA 5310		67	71	74	78	FTA 5310	290
FTA 5311		-				FTA 5311	-
State		14	14	15	16	State	59
Local		3	4	4	4	Local	15
Year Total:	-	84	89	93	98	Total Funds:	364
Description:							

**VIRGINIA DEPARTMENT OF RAIL AND PUBLIC TRANSPORTATION
STATEWIDE TRANSPORTATION IMPROVEMENT PROGRAM
TRANSIT COSTS (in \$1,000)**

FY2021 - FY2024

	Previous Funding	FY 2021	FY 2022	FY 2023	FY 2024	Total FY 2021-2024	
CHARLOTTESVILLE- ALBEMARLE METROPOLITAN PLANNING ORGANIZATION							
STIP ID:	JNT0020	Title: Furniture & Equipment			Recipient: JAUNT, Inc.		
FTA 5311			8	8	8	FTA 5311	24
State			2	2	2	State	6
Local						Local	-
Year Total:	-	-	10	10	10	Total Funds:	30
Description:							
STIP ID:	JNT0021	Title: Interactive Voice Response System			Recipient: JAUNT, Inc.		
FTA 5311						FTA 5311	-
State						State	-
Local						Local	-
Year Total:	-	-	-	-	-	Total Funds:	-
Description:							
Charlottesville Transit	Previous Funding	FY 2021	FY 2022	FY 2023	FY 2024	Total FY 2021-2024	
FTA 5307	1,615	1,501	1,554	2,011	1,615	FTA 5307	6,681
FTA 5310	-	-	-	-	-	FTA 5310	-
FTA 5311	-	-	-	-	-	FTA 5311	-
FTA 5337	-	-	-	-	-	FTA 5337	-
FTA 5339	-	-	-	-	-	FTA 5339	-
Flexible STP	-	3,883	4,576	4,798	2,284	Flexible STP	15,541
RSTP	-	-	-	-	-	RSTP	-
Other Federal	-	-	-	-	-	Other Federal	-
State	1,787	2,485	2,861	2,894	2,244	State	10,484
Local	3,516	1,831	3,840	3,551	3,630	Local	12,852
Revenues	691	3,103	996	952	691	Revenues	5,742
Totals	7,609	12,803	13,827	14,206	10,464		51,300
JAUNT, Inc.	Previous Funding	FY 2021	FY 2022	FY 2023	FY 2024	Total FY 2021-2024	
FTA 5307	614	429	536	536	536	FTA 5307	2,037
FTA 5310	-	67	71	74	78	FTA 5310	290
FTA 5311	2,009	6,956	7,473	8,014	16,642	FTA 5311	39,085
FTA 5337	-	-	-	-	-	FTA 5337	-
FTA 5339	697	-	-	-	-	FTA 5339	-
Flexible STP	-	-	45	-	720	Flexible STP	765
RSTP	-	-	-	-	-	RSTP	-
Other Federal	-	-	-	-	-	Other Federal	-
State	1,306	1,847	1,866	1,955	3,082	State	8,750
Local	4,641	6,920	7,578	8,438	9,587	Local	32,523
Revenues	397	489	500	510	520	Revenues	2,019
Totals	9,664	16,708	18,069	19,527	31,165		85,469
Charlottesville MPO	Previous Funding	FY 2021	FY 2022	FY 2023	FY 2024	Total FY 2021-2024	
FTA 5307	2,229	1,930	2,090	2,547	2,151	FTA 5307	8,718
FTA 5310	-	67	71	74	78	FTA 5310	290
FTA 5311	2,009	6,956	7,473	8,014	16,642	FTA 5311	39,085
FTA 5337	-	-	-	-	-	FTA 5337	-
FTA 5339	697	-	-	-	-	FTA 5339	-
FTA ADTAP	-	-	-	-	-	FTA ADTAP	-
Flexible STP	-	3,883	4,621	4,798	3,004	Flexible STP	16,306
RSTP	-	-	-	-	-	RSTP	-
Other Federal	-	-	-	-	-	Other Federal	-
State	3,093	4,332	4,727	4,849	5,326	State	19,234
Local	8,157	8,751	11,418	11,989	13,217	Local	45,375
Revenues	1,088	3,592	1,496	1,462	1,211	Revenues	7,761
Totals	17,273	29,511	31,896	33,733	41,629		136,769

**VIRGINIA DEPARTMENT OF RAIL AND PUBLIC TRANSPORTATION
STATEWIDE TRANSPORTATION IMPROVEMENT PROGRAM
TRANSIT COSTS (in \$1,000)**

FY2021 - FY2024

	Previous Funding	FY 2021	FY 2022	FY 2023	FY 2024	Total FY 2021-2024	
FREDERICKSBURG AREA METROPOLITAN PLANNING ORGANIZATION							
STIP ID:	FRT0001	Title: Operating Assistance			Recipient: Fredericksburg Transit (FRED)		
FTA 5307	2,424	1,472	1,516	1,562	1,608	FTA 5307	6,158
State	725	560	577	594	612	State	2,343
Local	1,951	2,937	3,025	3,115	3,209	Local	12,286
Revenues	326	298	307	317	326	Revenues	1,248
Year Total:	5,426	5,267	5,425	5,588	5,755	Total Funds:	22,035
Description:							
STIP ID:	FRT0002	Title: Replacement Rolling Stock			Recipient: Fredericksburg Transit (FRED)		
FTA 5307		-				FTA 5307	-
Flexible STP	384	576	586	598	609	Flexible STP	2,369
State	77	115	117	120	122	State	474
Local	19	29	29	30	30	Local	118
Year Total:	480	720	732	748	761	Total Funds:	2,961
Description:							
STIP ID:	FRT0003	Title: Bike Racks, ITS, or Misc Equip			Recipient: Fredericksburg Transit (FRED)		
Flexible STP		329		375		Flexible STP	704
State		62		75		State	137
Local		20		19		Local	39
Year Total:	-	411	-	469	-	Total Funds:	880
Description:							
STIP ID:	FRT0004	Title: Expansion Rolling Stock			Recipient: Fredericksburg Transit (FRED)		
Flexible STP			333	199	305	Flexible STP	837
State			67	40	61	State	168
Local			17	10	15	Local	42
Year Total:	-	-	417	249	381	Total Funds:	1,047
Description:							
STIP ID:	FRT0005	Title: Bus Rehab/Renovation of Maint			Recipient: Fredericksburg Transit (FRED)		
Flexible STP						Flexible STP	-
State						State	-
Local						Local	-
Year Total:	-	-	-	-	-	Total Funds:	-
Description:							
STIP ID:	FRT0007	Title: Furniture and Fixtures			Recipient: Fredericksburg Transit (FRED)		
Flexible STP			20	20	20	Flexible STP	60
State			-	-	-	State	-
Local			5	5	5	Local	15
Year Total:	-	-	25	25	25	Total Funds:	75
Description:							
STIP ID:	FRT0009	Title: Preventative Maintenance			Recipient: Fredericksburg Transit (FRED)		
FTA 5307	500	195	201	207	213	FTA 5307	816
State						State	-
Local	125					Local	-
Year Total:	625	195	201	207	213	Total Funds:	816
Description:							
STIP ID:	FRT0010	Title: Support Vehicles			Recipient: Fredericksburg Transit (FRED)		
FTA 5307						FTA 5307	-
Flexible STP		32		-	30	Flexible STP	62
State		6		-	6	State	12
Local		2		-	31	Local	33
Year Total:	-	40	-	-	67	Total Funds:	107
Description:							
STIP ID:	FRT0011	Title: Spare Parts			Recipient: Fredericksburg Transit (FRED)		
Flexible STP		272	272	272	272	Flexible STP	1,088
State		54	54	54	54	State	216
Local		14	14	14	14	Local	56
Year Total:	-	340	340	340	340	Total Funds:	1,360
Description:							
STIP ID:	FRT0012	Title: Security Equipment			Recipient: Fredericksburg Transit (FRED)		
Flexible STP						Flexible STP	-
State						State	-
Local						Local	-
Year Total:	-	-	-	-	-	Total Funds:	-
Description:							

**VIRGINIA DEPARTMENT OF RAIL AND PUBLIC TRANSPORTATION
STATEWIDE TRANSPORTATION IMPROVEMENT PROGRAM
TRANSIT COSTS (in \$1,000)**

FY2021 - FY2024

	Previous Funding	FY 2021	FY 2022	FY 2023	FY 2024	Total FY 2021-2024	
FREDERICKSBURG AREA METROPOLITAN PLANNING ORGANIZATION							
STIP ID: FRT0013 Title: Computer Software Recipient: Fredericksburg Transit (FRED)							
Flexible STP		6	22		12	Flexible STP	40
State		1	4		2	State	7
Local		-	6		3	Local	9
Year Total:	-	7	32	-	17	Total Funds:	56
Description:							
STIP ID: FRT0014 Title: Passenger Bus Shelters Recipient: Fredericksburg Transit (FRED)							
Flexible STP	-	16	16	16	16	Flexible STP	64
State	-	3	3	3	3	State	12
Local	-	1	1	1	1	Local	4
Year Total:	-	20	20	20	20	Total Funds:	80
Description:							
STIP ID: FRT0015 Title: Computer Hardware Recipient: Fredericksburg Transit (FRED)							
Flexible STP						Flexible STP	-
State						State	-
Local						Local	-
Year Total:	-	-	-	-	-	Total Funds:	-
Description:							
STIP ID: RAAA001 Title: Operating Assistance Recipient: Rappahannock Area Agency on Aging							
FTA 5310	85	106	109	116	125	FTA 5310	456
State	68	84	87	93	100	State	364
Local	17	21	22	23	25	Local	91
Revenues	10	11	11	11	11	Revenues	44
Year Total:	180	222	229	243	261	Total Funds:	955
Description:							
STIP ID: RAAA002 Title: Mobility Management Recipient: Rappahannock Area Agency on Aging							
FTA 5310	80	70	71	71	72	FTA 5310	284
State	16	14	14	14	14	State	56
Local	4	4	4	4	4	Local	16
Revenues						Revenues	-
Year Total:	100	88	89	89	90	Total Funds:	356
Description:							
STIP ID: RAAA003 Title: Paratransit Vehicles Recipient: Rappahannock Area Agency on Aging							
FTA 5310	208	260	260	312	312	FTA 5310	1,144
State				-	-	State	-
Local	52	65	65	78	78	Local	286
Year Total:	260	325	325	390	390	Total Funds:	1,430
Description:							
Fredericksburg Transit							
Previous Funding						Total FY 2021-2024	
FTA 5307	2,924	1,667	1,717	1,769	1,821	FTA 5307	6,974
FTA 5310	-	-	-	-	-	FTA 5310	-
FTA 5311	-	-	-	-	-	FTA 5311	-
FTA 5337	-	-	-	-	-	FTA 5337	-
FTA 5339	-	-	-	-	-	FTA 5339	-
Flexible STP	384	1,231	1,249	1,480	1,264	Flexible STP	5,224
RSTP	-	-	-	-	-	RSTP	-
Other Federal	-	-	-	-	-	Other Federal	-
State	802	801	822	886	860	State	3,369
Local	2,095	3,003	3,097	3,194	3,308	Local	12,602
Revenues	326	298	307	317	326	Revenues	1,248
Totals	6,531	7,000	7,192	7,646	7,579		29,417
Rappahannock Area Agency on Aging							
Previous Funding						Total FY 2021-2024	
FTA 5307	-	-	-	-	-	FTA 5307	-
FTA 5310	373	436	440	499	509	FTA 5310	1,884
FTA 5311	-	-	-	-	-	FTA 5311	-
FTA 5337	-	-	-	-	-	FTA 5337	-
FTA 5339	-	-	-	-	-	FTA 5339	-
Flexible STP	-	-	-	-	-	Flexible STP	-
RSTP	-	-	-	-	-	RSTP	-
Other Federal	-	-	-	-	-	Other Federal	-
State	84	98	101	107	114	State	420
Local	73	90	91	105	107	Local	393
Revenues	10	11	11	11	11	Revenues	44
Totals	540	635	643	722	741		2,741

**VIRGINIA DEPARTMENT OF RAIL AND PUBLIC TRANSPORTATION
STATEWIDE TRANSPORTATION IMPROVEMENT PROGRAM
TRANSIT COSTS (in \$1,000)**

FY2021 - FY2024

	Previous Funding	FY 2021	FY 2022	FY 2023	FY 2024	Total FY 2021-2024	
FREDERICKSBURG AREA METROPOLITAN PLANNING ORGANIZATION							
Fredericksburg MPO	Previous Funding	FY 2021	FY 2022	FY 2023	FY 2024	Total FY 2021-2024	
FTA 5307	2,924	1,667	1,717	1,769	1,821	FTA 5307	6,974
FTA 5310	373	436	440	499	509	FTA 5310	1,884
FTA 5311	-	-	-	-	-	FTA 5311	-
FTA 5337	-	-	-	-	-	FTA 5337	-
FTA 5339	-	-	-	-	-	FTA 5339	-
Flexible STP	384	1,231	1,249	1,480	1,264	Flexible STP	5,224
RSTP	-	-	-	-	-	RSTP	-
Other Federal	-	-	-	-	-	Other Federal	-
State	886	899	923	993	974	State	3,789
Local	2,168	3,093	3,188	3,299	3,415	Local	12,995
Revenues	336	309	318	328	337	Revenues	1,292
<i>Totals</i>	7,071	7,635	7,835	8,368	8,320		32,158

**VIRGINIA DEPARTMENT OF RAIL AND PUBLIC TRANSPORTATION
STATEWIDE TRANSPORTATION IMPROVEMENT PROGRAM
TRANSIT COSTS (in \$1,000)**

FY2021 - FY2024

	Previous Funding	FY 2021	FY 2022	FY 2023	FY 2024	Total FY 2021-2024
HAMPTON ROADS TRANSPORTATION PLANNING ORGANIZATION						
STIP ID:	HRT0003	Title: Replacement Vans -Paratransit & TRAFFIX			Recipient: Hampton Roads Transit	
FTA 5307						FTA 5307 -
FTA 5339		287				FTA 5339 287
State		696				State 696
Local		41				Local 41
Year Total:	-	1,024	-	-	-	Total Funds: 1,024
Description:						
STIP ID:	HRT0004	Title: Support Vehicles			Recipient: Hampton Roads Transit	
FTA 5307		288	160	135	15	FTA 5307 598
FTA 5337						FTA 5337 -
State		699	389	328	37	State 1,453
Local		41	23	19	2	Local 85
Year Total:	-	1,028	572	482	54	Total Funds: 2,136
Description:						
STIP ID:	HRT0026	Title: Replacement Rolling Stock			Recipient: Hampton Roads Transit	
FTA 5307						FTA 5307 -
FTA 5339		1,436	2,519	1,826	1,725	FTA 5339 7,506
State		3,487	6,119	4,436	4,189	State 18,231
Local		205	360	261	246	Local 1,072
Year Total:	-	5,128	8,998	6,523	6,160	Total Funds: 26,809
Description:						
STIP ID:	HRT0032	Title: ADP Software			Recipient: Hampton Roads Transit	
FTA 5307		816	639	203	758	FTA 5307 2,416
FTA 5337						FTA 5337 -
State		1,982	1,552	492	1,840	State 5,866
Local		117	91	29	108	Local 345
Year Total:	-	2,915	2,282	724	2,706	Total Funds: 8,627
Description:						
STIP ID:	HRT0033	Title: ADP Hardware			Recipient: Hampton Roads Transit	
FTA 5307		139	927			FTA 5307 1,066
State		339	2,251			State 2,590
Local		20	132			Local 152
Year Total:	-	498	3,310	-	-	Total Funds: 3,808
Description:						
STIP ID:	HRT0041	Title: CIP Program - General			Recipient: Hampton Roads Transit	
FTA 5307						FTA 5307 -
State		238				State 238
Local		112				Local 112
Year Total:	-	350	-	-	-	Total Funds: 350
Description:						
STIP ID:	HRT0052	Title: Transfer Center Upgrades			Recipient: Hampton Roads Transit	
FTA 5307			779		316	FTA 5307 1,095
State			1,891		767	State 2,658
Local			111		45	Local 156
Year Total:	-	-	2,781	-	1,128	Total Funds: 3,909
Description:						
STIP ID:	HRT0054	Title: Preventive Maintenance			Recipient: Hampton Roads Transit	
FTA 5307		12,182	11,956	11,725	11,482	FTA 5307 47,345
FTA 5309						FTA 5309 -
FTA 5337		1,239	1,261	1,282	1,326	FTA 5337 5,108
State						State -
Local		3,356	3,304	3,252	3,175	Local 13,087
Year Total:	-	16,777	16,521	16,259	15,983	Total Funds: 65,540
Description:						
STIP ID:	HRT0066	Title: Light Rail Capital Projects			Recipient: Hampton Roads Transit	
FTA 5337		171	1,232	213	631	FTA 5337 2,247
State		416	2,993	517	1,533	State 5,459
Local		24	176	30	90	Local 320
Year Total:	-	611	4,401	760	2,254	Total Funds: 8,026
Description:						

**VIRGINIA DEPARTMENT OF RAIL AND PUBLIC TRANSPORTATION
STATEWIDE TRANSPORTATION IMPROVEMENT PROGRAM
TRANSIT COSTS (in \$1,000)**

FY2021 - FY2024

	Previous Funding	FY 2021	FY 2022	FY 2023	FY 2024	Total FY 2021-2024	
HAMPTON ROADS TRANSPORTATION PLANNING ORGANIZATION							
STIP ID:	HRT0067	Title: Capital Cost of Contracting			Recipient: Hampton Roads Transit		
FTA 5307		2,252	2,256	2,253	2,247	FTA 5307	9,008
State						State	-
Local		563	563	563	562	Local	2,251
Year Total:	-	2,815	2,819	2,816	2,809	Total Funds:	11,259
Description:							
STIP ID:	HRT0068	Title: ADA Operations			Recipient: Hampton Roads Transit		
FTA 5307		1,924	1,960	1,997	2,034	FTA 5307	7,915
State						State	-
Local		481	490	499	509	Local	1,979
Year Total:	-	2,405	2,450	2,496	2,543	Total Funds:	9,894
Description:							
STIP ID:	HRT0075	Title: Surveillance / Security Equipment			Recipient: Hampton Roads Transit		
FTA 5307		825	891			FTA 5307	1,716
FTA 5337		32				FTA 5337	32
State		2,081	2,163			State	4,244
Local		122	127			Local	249
Year Total:	-	3,060	3,181	-	-	Total Funds:	6,241
Description:							
STIP ID:	HRT0082	Title: Rehab/Renov of Admin/Maint Facility			Recipient: Hampton Roads Transit		
FTA 5307		323				FTA 5307	323
State		783				State	783
Local		46				Local	46
Year Total:	-	1,152	-	-	-	Total Funds:	1,152
Description:							
STIP ID:	HRT0083 (T14104)	Title: HRT Traffix Program			Recipient: Hampton Roads Transit		
CMAQ	5,514					CMAQ	-
RSTP		800	800	800	800	RSTP	3,200
State	1,378	200	200	200	200	State	800
Local						Local	-
Year Total:	6,892	1,000	1,000	1,000	1,000	Total Funds:	4,000
Description:							
STIP ID:	HRT0090	Title: Transit Bus Mid-Life Overhaul/ Repower			Recipient: Hampton Roads Transit		
FTA 5307						FTA 5307	-
FTA 5339		254	213	1,219		FTA 5339	1,686
State		616	516	2,960		State	4,092
Local		36	30	174		Local	240
Year Total:	-	906	759	4,353	-	Total Funds:	6,018
Description:							
STIP ID:	HRT0103	Title: Light Rail Vehicle SGR			Recipient: Hampton Roads Transit		
FTA 5337		229	911	878	905	FTA 5337	2,923
State		556	2,213	2,132	2,198	State	7,099
Local		33	130	125	129	Local	417
Year Total:	-	818	3,254	3,135	3,232	Total Funds:	10,439
Description:							
STIP ID:	HRT0105 (T16054)	Title: Transit Bus Replacement			Recipient: Hampton Roads Transit		
CMAQ		1,370	2,679	4,592	2,382	CMAQ	11,023
RSTP		7,327	1,946		2,382	RSTP	11,655
State		2,174	1,156	1,148	1,191	State	5,669
Year Total:	-	10,871	5,781	5,740	5,955	Total Funds:	28,347
Description:							
STIP ID:	HRT0109 (UPC 1089)	Title: Light Rail Extension To Chesapeake (Study Only)			Recipient: Hampton Roads Transit		
RSTP			1,600			RSTP	1,600
State			400			State	400
Year Total:	-	-	2,000	-	-	Total Funds:	2,000
Description:							

**VIRGINIA DEPARTMENT OF RAIL AND PUBLIC TRANSPORTATION
STATEWIDE TRANSPORTATION IMPROVEMENT PROGRAM
TRANSIT COSTS (in \$1,000)**

FY2021 - FY2024

	Previous Funding	FY 2021	FY 2022	FY 2023	FY 2024	Total FY 2021-2024
HAMPTON ROADS TRANSPORTATION PLANNING ORGANIZATION						
STIP ID:	HRT0110 (UPC 1158) Title: Newport News Shipyard - Gloucester HRT MAX Service			Recipient: Hampton Roads Transit		
RSTP						RSTP -
State					600	State 600
Year Total:	-	-	-	-	600	Total Funds: 600
Description:						
STIP ID:	HRT0111 (T17990) Title: Naval Station Norfolk Transit Extension Study FEIS/PE			Recipient: Hampton Roads Transit		
RSTP			4,800			RSTP 4,800
State			1,200			State 1,200
Year Total:	-	-	6,000	-	-	Total Funds: 6,000
Description:						
STIP ID:	HRT0112 (T19477) Title: Peninsula Corridor DESI/Conceptual Engineering			Recipient: Hampton Roads Transit		
RSTP				1,636	4,764	RSTP 6,400
State				409	1,191	State 1,600
Year Total:	-	-	-	2,045	5,955	Total Funds: 8,000
Description:						
STIP ID:	NOR0001 (UPC 109) Title: Norfolk Bus Shelters and Pedestrian Improvements			Recipient: City of Norfolk		
RSTP			252	176	120	RSTP 548
State			63	44	30	State 137
Year Total:	-	-	315	220	150	Total Funds: 685
Description:						
STIP ID:	SUF0001 Title: Operating Assistance			Recipient: Suffolk Transit		
FTA 5307		193	195	197	95	FTA 5307 680
State		206	208	210	212	State 836
Local		547	552	558	564	Local 2,221
Revenues		78	79	80	81	Revenues 318
Year Total:	-	1,024	1,034	1,045	952	Total Funds: 4,055
Description:						
STIP ID:	SUF0003 Title: Expansion Buses			Recipient: Suffolk Transit		
Flexible STP					88	Flexible STP 88
State					18	State 18
Local					4	Local 4
Year Total:	-	-	-	-	110	Total Funds: 110
Description:						
STIP ID:	SUF0004 Title: Replacement Buses			Recipient: Suffolk Transit		
FTA 5307		98	33	137	283	FTA 5307 551
FTA 5339		68	66	67	69	FTA 5339 270
State		33	20	41	70	State 164
Local		8	5	10	18	Local 41
Year Total:	-	207	124	255	440	Total Funds: 1,026
Description:						
STIP ID:	SUF0008 Title: Training & Indirect Costs			Recipient: Suffolk Transit		
FTA 5307						FTA 5307 -
State						State -
Local		10	10	10	10	Local 40
Revenues		10	10	10	10	Revenues 40
Year Total:	-	20	20	20	20	Total Funds: 80
Description:						
STIP ID:	SUF0009 Title: Transit Improvements			Recipient: Suffolk Transit		
FTA 5307			12	12	12	FTA 5307 36
FTA 5339						FTA 5339 -
State		9	2	2	2	State 15
Local		9	1	1	1	Local 12
Year Total:	-	18	15	15	15	Total Funds: 63
Description:						

**VIRGINIA DEPARTMENT OF RAIL AND PUBLIC TRANSPORTATION
STATEWIDE TRANSPORTATION IMPROVEMENT PROGRAM
TRANSIT COSTS (in \$1,000)**

FY2021 - FY2024

	Previous Funding	FY 2021	FY 2022	FY 2023	FY 2024	Total FY 2021-2024
HAMPTON ROADS TRANSPORTATION PLANNING ORGANIZATION						
STIP ID:	SUF0012	Title: Force Account - Construction of Sidewalk			Recipient: Suffolk Transit	
FTA 5307		12	12	12	12	FTA 5307 48
State		2	2	2	2	State 8
Local		1	1	1	1	Local 4
Year Total:	-	15	15	15	15	Total Funds: 60
Description:						
STIP ID:	SUF0013	Title: Capital Cost of Contracting			Recipient: Suffolk Transit	
FTA 5307		277	384	189	150	FTA 5307 1,000
State						State -
Local		98	136	137	158	Local 529
Year Total:	-	375	520	326	308	Total Funds: 1,529
Description:						
STIP ID:	SUF0014	Title: Transit Operations Facility			Recipient: Suffolk Transit	
FTA 5307			128			FTA 5307 128
State			26			State 26
Local			6			Local 6
Year Total:	-	-	160	-	-	Total Funds: 160
Description:						
STIP ID:	WAT0001	Title: Operating Assistance			Recipient: Williamsburg Area Transit Authority	
FTA 5307	380	390	400	425	425	FTA 5307 1,640
FTA 5311	318	337	337	337	337	FTA 5311 1,348
Other Federal	190	180	180	180	180	Other Federal 720
State	1,750	1,875	1,970	2,049	2,112	State 8,006
Local	1,329	1,538	1,200	1,437	1,606	Local 5,781
Revenues	2,215	2,340	2,368	2,331	2,391	Revenues 9,430
Year Total:	6,182	6,660	6,455	6,759	7,051	Total Funds: 26,925
Description:						
STIP ID:	WAT0014	Title: Transit Enhancements			Recipient: Williamsburg Area Transit Authority	
FTA 5307						FTA 5307 -
Flexible STP	64	12	20	24	24	Flexible STP 80
State	12	2	4	5	5	State 16
Local	4	1	1	1	1	Local 4
Year Total:	80	15	25	30	30	Total Funds: 100
Description:						
STIP ID:	WAT0017	Title: Bus Shelters			Recipient: Williamsburg Area Transit Authority	
Flexible STP	545	112	120		94	Flexible STP 326
State	84	22	20		19	State 61
Local	52	6	10		4	Local 20
Year Total:	681	140	150	-	117	Total Funds: 407
Description: Smartscale funding in VDOT STIP.						
STIP ID:	WAT0022	Title: Support Vehicle Replacement			Recipient: Williamsburg Area Transit Authority	
FTA 5307						FTA 5307 -
Flexible STP	136	24	36	67	68	Flexible STP 195
State	27	5	7	13	14	State 39
Local	7	1	2	4	3	Local 10
Year Total:	170	30	45	84	85	Total Funds: 244
Description:						
STIP ID:	WAT0025	Title: Lease Bus Related Facility- Multimodal Transit Center			Recipient: Williamsburg Area Transit Authority	
Flexible STP			40	41	42	Flexible STP 123
State			8	8	8	State 24
Local			2	2	2	Local 6
Year Total:	-	-	50	51	52	Total Funds: 153
Description:						

**VIRGINIA DEPARTMENT OF RAIL AND PUBLIC TRANSPORTATION
STATEWIDE TRANSPORTATION IMPROVEMENT PROGRAM
TRANSIT COSTS (in \$1,000)**

FY2021 - FY2024

	Previous Funding	FY 2021	FY 2022	FY 2023	FY 2024	Total FY 2021-2024
HAMPTON ROADS TRANSPORTATION PLANNING ORGANIZATION						
STIP ID:	WAT0028	Title: Office Furniture		Recipient: Williamsburg Area Transit Authority		
Flexible STP	480			240	240	Flexible STP 480
State	96			48	48	State 96
Local	24			12	12	Local 24
Year Total:	600	-	-	300	300	Total Funds: 600
Description:						
STIP ID:	WAT0030	Title: Spare Parts, ACM		Recipient: Williamsburg Area Transit Authority		
Flexible STP	60					Flexible STP -
State	12					State -
Local	3					Local -
Year Total:	75	-	-	-	-	Total Funds: -
Description:						
STIP ID:	WAT0032	Title: Misc Support Equipment		Recipient: Williamsburg Area Transit Authority		
Flexible STP	582	60	40			Flexible STP 100
State	115	12	8			State 20
Local	30	3	2			Local 5
Year Total:	727	75	50	-	-	Total Funds: 125
Description:						
STIP ID:	WAT0036	Title: ADP Hardware - APC		Recipient: Williamsburg Area Transit Authority		
FTA 5307	40					FTA 5307 -
Flexible STP	260	16				Flexible STP 16
State	52	3				State 3
Local	23	1				Local 1
Year Total:	375	20	-	-	-	Total Funds: 20
Description:						
STIP ID:	WAT0037	Title: Bus Engineering & Design of Admin Building		Recipient: Williamsburg Area Transit Authority		
Flexible STP	160					Flexible STP -
State	32					State -
Local	8					Local -
Year Total:	200	-	-	-	-	Total Funds: -
Description:						
STIP ID:	WAT0038	Title: Surveillance / Security Equipment		Recipient: Williamsburg Area Transit Authority		
Flexible STP			80		80	Flexible STP 160
State			16		16	State 32
Local			4		4	Local 8
Year Total:	-	-	100	-	100	Total Funds: 200
Description:						
STIP ID:	WAT0042	Title: ADP Software		Recipient: Williamsburg Area Transit Authority		
Flexible STP	108	32				Flexible STP 32
State	21	6				State 6
Local	6	2				Local 2
Year Total:	135	40	-	-	-	Total Funds: 40
Description:						
STIP ID:	WAT0044 (T11780)	Title: Replacement Buses		Recipient: Williamsburg Area Transit Authority		
CMAQ	1,292	2,617				CMAQ 2,617
State	323	654				State 654
Year Total:	1,615	3,271	-	-	-	Total Funds: 3,271
Description:						
STIP ID:	WAT0046	Title: Real Estate Acquisition Lightfoot Transfer Center - NEPA, Architectural and Engineering, and Project Mgmt		Recipient: Williamsburg Area Transit Authority		
Flexible STP	1,000		1,000			Flexible STP 1,000
State	200		200			State 200
Local	50		50			Local 50
Year Total:	1,250	-	1,250	-	-	Total Funds: 1,250
Description:						

**VIRGINIA DEPARTMENT OF RAIL AND PUBLIC TRANSPORTATION
STATEWIDE TRANSPORTATION IMPROVEMENT PROGRAM
TRANSIT COSTS (in \$1,000)**

FY2021 - FY2024

	Previous Funding	FY 2021	FY 2022	FY 2023	FY 2024	Total FY 2021-2024
HAMPTON ROADS TRANSPORTATION PLANNING ORGANIZATION						
STIP ID:	WAT0047	Title: Bus Third Party Audit			Recipient: Williamsburg Area Transit Authority	
Flexible STP		12	12	12		Flexible STP 36
State		2	2	2		State 6
Local		1	1	1		Local 3
Year Total:	-	15	15	15	-	Total Funds: 45
Description:						
STIP ID:	WAT0049	Title: Rehab/Rebuild Buses			Recipient: Williamsburg Area Transit Authority	
Flexible STP	72					Flexible STP -
State	14					State -
Local	4					Local -
Year Total:	90	-	-	-	-	Total Funds: -
Description:						
STIP ID:	WAT0050	Title: Replacement Bus Trolley			Recipient: Williamsburg Area Transit Authority	
Flexible STP	648					Flexible STP -
State	130					State -
Local	32					Local -
Year Total:	810	-	-	-	-	Total Funds: -
Description:						
STIP ID:	WAT0053	Title: Capital Cost of Contracting			Recipient: Williamsburg Area Transit Authority	
FTA 5307	1,257	1,485	1,640	1,659	1,698	FTA 5307 6,482
State						State -
Local	316	371	410	415	425	Local 1,621
Year Total:	1,573	1,856	2,050	2,074	2,123	Total Funds: 8,103
Description:						
STIP ID:	WAT0054	Title: Preventive Maintenance			Recipient: Williamsburg Area Transit Authority	
FTA 5307	100	200	225	225	225	FTA 5307 875
State						State -
Local	25	50	56	56	56	Local 218
Year Total:	125	250	281	281	281	Total Funds: 1,093
Description:						
STIP ID:	WAT0055	Title: Project Administration			Recipient: Williamsburg Area Transit Authority	
FTA 5307	33					FTA 5307 -
State						State -
Local	8					Local -
Year Total:	41	-	-	-	-	Total Funds: -
Description:						
STIP ID:	WAT0056	Title: Safety & Security Training and Materials/Equipment			Recipient: Williamsburg Area Transit Authority	
FTA 5307	35	35	35	35	35	FTA 5307 140
State						State -
Local	9	9	9	9	9	Local 36
Year Total:	44	44	44	44	44	Total Funds: 176
Description:						
STIP ID:	WAT0057	Title: Bus Construction - Lightfoot Transfer Center			Recipient: Williamsburg Area Transit Authority	
Flexible STP	667					Flexible STP -
State	133		500			State 500
Local	33					Local -
Year Total:	833	-	500	-	-	Total Funds: 500
Description:						
STIP ID:	WAT0058	Title: 3rd Party Project Management			Recipient: Williamsburg Area Transit Authority	
Flexible STP	320		200			Flexible STP 200
State	64		40			State 40
Local	16		10			Local 10
Year Total:	400	-	250	-	-	Total Funds: 250
Description:						
STIP ID:	WAT0059	Title: 3rd Party Legal Services - Facility Projects			Recipient: Williamsburg Area Transit Authority	
Flexible STP	12	12				Flexible STP 12
State	2	2				State 2
Local	1	1				Local 1
Year Total:	15	15	-	-	-	Total Funds: 15
Description:						

**VIRGINIA DEPARTMENT OF RAIL AND PUBLIC TRANSPORTATION
STATEWIDE TRANSPORTATION IMPROVEMENT PROGRAM
TRANSIT COSTS (in \$1,000)**

FY2021 - FY2024

	Previous Funding	FY 2021	FY 2022	FY 2023	FY 2024	Total FY 2021-2024
HAMPTON ROADS TRANSPORTATION PLANNING ORGANIZATION						
STIP ID:	WAT0060 (T11779)		Title: Replacement CNG Buses		Recipient: Williamsburg Area Transit Authority	
CMAQ		2,458				CMAQ 2,458
State		615				State 615
Year Total:	-	3,073	-	-	-	Total Funds: 3,073
Description:						
STIP ID:	WAT0062		Title: Intelligent Transportation System Study		Recipient: Williamsburg Area Transit Authority	
FTA 5307	48					FTA 5307 -
Local	12					Local -
Year Total:	60	-	-	-	-	Total Funds: -
Description:						
STIP ID:	WAT0064		Title: CAD/AVL Replacement		Recipient: Williamsburg Area Transit Authority	
FTA 5307						FTA 5307 -
Flexible STP		620	180	16		Flexible STP 816
State		124	36	3		State 163
Local		31	9	1		Local 41
Year Total:	-	775	225	20	-	Total Funds: 1,020
Description:						
STIP ID:	WAT0065 (T17890)		Title: York County Southeast Demonstration Route		Recipient: Williamsburg Area Transit Authority	
CMAQ			478	377	99	CMAQ 954
State			120	94	396	State 610
Year Total:	-	-	598	471	495	Total Funds: 1,564
Description:						
STIP ID:	WAT0066 (T17898)		Title: Transfer Station Hub		Recipient: Williamsburg Area Transit Authority	
CMAQ			2,000			CMAQ 2,000
State			500			State 500
Year Total:	-	-	2,500	-	-	Total Funds: 2,500
Description:						
STIP ID:	WAT0067 (T19468)		Title: Expansion of Bus Shelters		Recipient: Williamsburg Area Transit Authority	
CMAQ				94	94	CMAQ 188
State				23	23	State 46
Year Total:	-	-	-	117	117	Total Funds: 234
Description:						
STIP ID:	WAT0068 (T19494)		Title: Upper York/New Kent County Connector Demonstration Routes		Recipient: Williamsburg Area Transit Authority	
CMAQ				298	310	CMAQ 608
State				75	77	State 152
Year Total:	-	-	-	373	387	Total Funds: 760
Description:						
STIP ID:	CBH0001		Title: Paratransit Vehicles		Recipient: Colonial Behavioral Health	
FTA 5310		46	46	46	46	FTA 5310 184
State						State -
Local		18	18	18	18	Local 72
Year Total:	-	64	64	64	64	Total Funds: 256
Description:						
STIP ID:	CTL0001		Title: Paratransit Vehicles		Recipient: Eggleston Services	
FTA 5310		284				FTA 5310 284
State						State -
Local		71				Local 71
Year Total:	-	355	-	-	-	Total Funds: 355
Description:						
STIP ID:	HNN0001		Title: Paratransit Vehicles		Recipient: Hampton Newport News CSB	
FTA 5310		108	108	108	108	FTA 5310 432
State						State -
Local		27	27	27	27	Local 108
Year Total:	-	135	135	135	135	Total Funds: 540
Description:						

**VIRGINIA DEPARTMENT OF RAIL AND PUBLIC TRANSPORTATION
STATEWIDE TRANSPORTATION IMPROVEMENT PROGRAM
TRANSIT COSTS (in \$1,000)**

FY2021 - FY2024

	Previous Funding	FY 2021	FY 2022	FY 2023	FY 2024	Total FY 2021-2024
HAMPTON ROADS TRANSPORTATION PLANNING ORGANIZATION						
STIP ID:	NRH0005	Title: Operating Assistance		Recipient: Norfolk Redevelopment & Housing Authority		
FTA 5310		225	225	225	225	FTA 5310 900
State		180	180	180	180	State 720
Local		45	45	45	45	Local 180
Year Total:	-	450	450	450	450	Total Funds: 1,800
Description:						
STIP ID:	PAA0002	Title: Paratransit Vehicles		Recipient: Peninsula Agency on Aging		
FTA 5310		96	96	96	96	FTA 5310 384
State						State -
Local		24	24	24	24	Local 96
Year Total:	-	120	120	120	120	Total Funds: 480
Description:						
STIP ID:	PAA0004	Title: Mobility Management		Recipient: Peninsula Agency on Aging		
FTA 5310		110	148	152	156	FTA 5310 566
State		22	30	30	31	State 113
Local		5	7	8	8	Local 28
Year Total:	-	137	185	190	195	Total Funds: 707
Description:						
STIP ID:	POR0001	Title: Paratransit Vehicles		Recipient: PORTCO, Inc.		
FTA 5310		96	96	96	96	FTA 5310 384
State						State -
Local		24	24	24	24	Local 96
Year Total:	-	120	120	120	120	Total Funds: 480
Description:						
STIP ID:	SSV0001	Title: Paratransit Vehicles		Recipient: Senior Services of Southeastern VA		
FTA 5310		260	204	204	216	FTA 5310 884
State						State -
Local		65	51	51	54	Local 221
Year Total:	-	325	255	255	270	Total Funds: 1,105
Description:						
STIP ID:	SSV0002	Title: Mobility Management		Recipient: Senior Services of Southeastern VA		
FTA 5310		50	40	40	40	FTA 5310 170
State		10	8	8	8	State 34
Local		3	2	2	2	Local 9
Year Total:	-	63	50	50	50	Total Funds: 213
Description:						
STIP ID:	TAW0001	Title: Paratransit Vehicles		Recipient: The ARC of Greater Williamsburg		
FTA 5310			96	96		FTA 5310 192
State						State -
Local			24	24		Local 48
Year Total:	-	-	120	120	-	Total Funds: 240
Description:						
STIP ID:	VAR0001	Title: Paratransit Vehicles		Recipient: VersAbility Resources, Inc.		
FTA 5310		140	120	144	120	FTA 5310 524
State						State -
Local		35	30	36	30	Local 131
Year Total:	-	175	150	180	150	Total Funds: 655
Description:						

**VIRGINIA DEPARTMENT OF RAIL AND PUBLIC TRANSPORTATION
STATEWIDE TRANSPORTATION IMPROVEMENT PROGRAM
TRANSIT COSTS (in \$1,000)**

FY2021 - FY2024

	Previous Funding	FY 2021	FY 2022	FY 2023	FY 2024	Total FY 2021-2024	
HAMPTON ROADS TRANSPORTATION PLANNING ORGANIZATION							
City of Norfolk	Previous Funding	FY 2021	FY 2022	FY 2023	FY 2024	Total FY 2021-2024	
FTA 5307	-	-	-	-	-	FTA 5307	-
FTA 5310	-	-	-	-	-	FTA 5310	-
FTA 5311	-	-	-	-	-	FTA 5311	-
FTA 5337	-	-	-	-	-	FTA 5337	-
FTA 5339	-	-	-	-	-	FTA 5339	-
Flexible STP	-	-	-	-	-	Flexible STP	-
CMAQ	-	-	-	-	-	CMAQ	-
RSTP	-	-	252	176	120	RSTP	548
Other Federal	-	-	-	-	-	Other Federal	-
State	-	-	63	44	30	State	137
Local	-	-	-	-	-	Local	-
Revenues	-	-	-	-	-	Revenues	-
<i>Totals</i>	-	-	315	220	150		685
Hampton Roads Transit							
Hampton Roads Transit	Previous Funding	FY 2021	FY 2022	FY 2023	FY 2024	Total FY 2021-2024	
FTA 5307	-	18,749	19,568	16,313	16,852	FTA 5307	71,482
FTA 5310	-	-	-	-	-	FTA 5310	-
FTA 5311	-	-	-	-	-	FTA 5311	-
FTA 5337	-	1,671	3,404	2,373	2,862	FTA 5337	10,310
FTA 5339	-	1,977	2,732	3,045	1,725	FTA 5339	9,479
Flexible STP	-	-	-	-	-	Flexible STP	-
CMAQ	5,514	1,370	2,679	4,592	2,382	CMAQ	11,023
RSTP	-	8,127	9,146	2,436	7,946	RSTP	27,655
Other Federal	-	-	-	-	-	Other Federal	-
State	1,378	14,267	23,043	12,622	13,746	State	63,678
Local	-	5,197	5,537	4,952	4,866	Local	20,552
Revenues	-	-	-	-	-	Revenues	-
<i>Totals</i>	6,892	51,358	66,109	46,333	50,379		214,179
Suffolk Transit							
Suffolk Transit	Previous Funding	FY 2021	FY 2022	FY 2023	FY 2024	Total FY 2021-2024	
FTA 5307	-	580	764	547	552	FTA 5307	2,443
FTA 5310	-	-	-	-	-	FTA 5310	-
FTA 5311	-	-	-	-	-	FTA 5311	-
FTA 5337	-	-	-	-	-	FTA 5337	-
FTA 5339	-	68	66	67	69	FTA 5339	270
Flexible STP	-	-	-	-	88	Flexible STP	88
CMAQ	-	-	-	-	-	CMAQ	-
RSTP	-	-	-	-	-	RSTP	-
Other Federal	-	-	-	-	-	Other Federal	-
State	-	250	258	255	304	State	1,067
Local	-	673	711	717	756	Local	2,857
Revenues	-	88	89	90	91	Revenues	358
<i>Totals</i>	-	1,659	1,888	1,676	1,860		7,083
Williamsburg Area Transit Authority							
Williamsburg Area Transit Authority	Previous Funding	FY 2021	FY 2022	FY 2023	FY 2024	Total FY 2021-2024	
FTA 5307	1,893	2,110	2,300	2,344	2,383	FTA 5307	9,137
FTA 5310	-	-	-	-	-	FTA 5310	-
FTA 5311	318	337	337	337	337	FTA 5311	1,348
FTA 5337	-	-	-	-	-	FTA 5337	-
FTA 5339	-	-	-	-	-	FTA 5339	-
Flexible STP	5,114	900	1,728	400	548	Flexible STP	3,576
CMAQ	1,292	5,075	2,478	769	503	CMAQ	8,825
RSTP	-	-	-	-	-	RSTP	-
Other Federal	190	180	180	180	180	Other Federal	720
State	3,067	3,322	3,431	2,320	2,718	State	11,791
Local	1,992	2,015	1,766	1,938	2,122	Local	7,841
Revenues	2,215	2,340	2,368	2,331	2,391	Revenues	9,430
<i>Totals</i>	16,081	16,279	14,588	10,619	11,182		52,668

**VIRGINIA DEPARTMENT OF RAIL AND PUBLIC TRANSPORTATION
STATEWIDE TRANSPORTATION IMPROVEMENT PROGRAM
TRANSIT COSTS (in \$1,000)**

FY2021 - FY2024

	Previous Funding	FY 2021	FY 2022	FY 2023	FY 2024	Total FY 2021-2024	
HAMPTON ROADS TRANSPORTATION PLANNING ORGANIZATION							
Human Service Transportation Providers	Previous Funding	FY 2021	FY 2022	FY 2023	FY 2024	Total FY 2021-2024	
FTA 5307	-	-	-	-	-	FTA 5307	-
FTA 5310	-	1,415	1,179	1,207	1,103	FTA 5310	4,904
FTA 5311	-	-	-	-	-	FTA 5311	-
FTA 5337	-	-	-	-	-	FTA 5337	-
FTA 5339	-	-	-	-	-	FTA 5339	-
Flexible STP	-	-	-	-	-	Flexible STP	-
CMAQ	-	-	-	-	-	CMAQ	-
RSTP	-	-	-	-	-	RSTP	-
Other Federal	-	-	-	-	-	Other Federal	-
State	-	212	218	218	219	State	867
Local	-	317	252	259	232	Local	1,060
Revenues	-	-	-	-	-	Revenues	-
<i>Totals</i>	-	1,944	1,649	1,684	1,554		6,831
Hampton Roads TPO							
Hampton Roads TPO	Previous Funding	FY 2021	FY 2022	FY 2023	FY 2024	Total FY 2021-2024	
FTA 5307	1,893	21,439	22,632	19,204	19,787	FTA 5307	83,062
FTA 5310	-	1,415	1,179	1,207	1,103	FTA 5310	4,904
FTA 5311	318	337	337	337	337	FTA 5311	1,348
FTA 5337	-	1,671	3,404	2,373	2,862	FTA 5337	10,310
FTA 5339	-	2,045	2,798	3,112	1,794	FTA 5339	9,749
Flexible STP	5,114	900	1,728	400	636	Flexible STP	3,664
CMAQ	6,806	6,445	5,157	5,361	2,885	CMAQ	19,848
RSTP	-	8,127	9,398	2,612	8,066	RSTP	28,203
Other Federal	190	180	180	180	180	Other Federal	720
State	4,445	18,051	27,013	15,459	17,017	State	77,540
Local	1,992	8,202	8,266	7,866	7,976	Local	32,310
Revenues	2,215	2,428	2,457	2,421	2,482	Revenues	9,788
<i>Totals</i>	22,973	71,240	84,549	60,532	65,125		281,446

VIRGINIA DEPARTMENT OF RAIL AND PUBLIC TRANSPORTATION FY2021 - FY2024
STATEWIDE TRANSPORTATION IMPROVEMENT PROGRAM
TRANSIT COSTS (in \$1,000)

	Previous Funding	FY 2021	FY 2022	FY 2023	FY 2024	Total FY 2021-2024	
HARRISONBURG-ROCKINGHAM METROPOLITAN PLANNING ORGANIZATION							
STIP ID:	HAR0001	Title: Operating Assistance			Recipient: Harrisonburg Bus Service		
FTA 5307	1,445	1,771	1,824	1,879	1,935	FTA 5307	7,409
State	1,369	1,413	1,455	1,499	1,544	State	5,911
Local	76	226	1,089	1,121	1,155	Local	3,591
Revenues	1,910	2,246	2,334	2,404	2,476	Revenues	9,460
Year Total:	4,800	5,656	6,702	6,903	7,110	Total Funds:	26,371
Description:							
STIP ID:	HAR0004	Title: Replacement Rolling Stock			Recipient: Harrisonburg Bus Service		
FTA 5307						FTA 5307	-
Flexible STP		1,432	4,786	2,800	192	Flexible STP	9,210
State		286	958	560	38	State	1,842
Local		72	239	140	10	Local	461
Year Total:	-	1,790	5,983	3,500	240	Total Funds:	11,513
Description:							
STIP ID:	HAR0005	Title: Expansion Rolling Stock			Recipient: Harrisonburg Bus Service		
FTA 5307						FTA 5307	-
Flexible STP			786			Flexible STP	786
State			157			State	157
Local			39			Local	39
Year Total:	-	-	982	-	-	Total Funds:	982
Description:							
STIP ID:	HAR0008	Title: Passenger Shelters (Bus Shelters)			Recipient: Harrisonburg Bus Service		
FTA 5307						FTA 5307	-
Flexible STP				19		Flexible STP	19
State				4		State	4
Local				1		Local	1
Year Total:	-	-	-	24	-	Total Funds:	24
Description:							
STIP ID:	HAR0010	Title: Spare Parts, ACM Items			Recipient: Harrisonburg Bus Service		
Flexible STP						Flexible STP	-
State						State	-
Local						Local	-
Year Total:	-	-	-	-	-	Total Funds:	-
Description:							
STIP ID:	HAR0011	Title: Shop Equipment			Recipient: Harrisonburg Bus Service		
Flexible STP						Flexible STP	-
State						State	-
Local						Local	-
Year Total:	-	-	-	-	-	Total Funds:	-
Description:							
STIP ID:	HAR0012	Title: ADP Hardware			Recipient: Harrisonburg Bus Service		
Flexible STP						Flexible STP	-
State						State	-
Local						Local	-
Year Total:	-	-	-	-	-	Total Funds:	-
Description:							
STIP ID:	HAR0015	Title: Bike Racks, ITS or Misc. Equip			Recipient: Harrisonburg Bus Service		
FTA 5307						FTA 5307	-
Flexible STP		360				Flexible STP	360
State		72				State	72
Local		18				Local	18
Year Total:	-	450	-	-	-	Total Funds:	450
Description:							
STIP ID:	HAR0016	Title: Route Signage			Recipient: Harrisonburg Bus Service		
Flexible STP						Flexible STP	-
State						State	-
Local						Local	-
Year Total:	-	-	-	-	-	Total Funds:	-
Description:							

VIRGINIA DEPARTMENT OF RAIL AND PUBLIC TRANSPORTATION FY2021 - FY2024
STATEWIDE TRANSPORTATION IMPROVEMENT PROGRAM
TRANSIT COSTS (in \$1,000)

	Previous Funding	FY 2021	FY 2022	FY 2023	FY 2024	Total FY 2021-2024	
HARRISONBURG-ROCKINGHAM METROPOLITAN PLANNING ORGANIZATION							
STIP ID: HAR0017 Title: ADA Vehicle Equipment Recipient: Harrisonburg Bus Service							
Flexible STP						Flexible STP	-
State						State	-
Local						Local	-
Year Total:	-	-	-	-	-	Total Funds:	-
Description:							
STIP ID: HAR0018 Title: Radios Recipient: Harrisonburg Bus Service							
Flexible STP						Flexible STP	-
FTA 5307						FTA 5307	-
State						State	-
Local						Local	-
Year Total:	-	-	-	-	-	Total Funds:	-
Description:							
STIP ID: HAR0019 Title: Furniture and Fixtures Recipient: Harrisonburg Bus Service							
Flexible STP						Flexible STP	-
State						State	-
Local						Local	-
Year Total:	-	-	-	-	-	Total Funds:	-
Description:							
STIP ID: HAR0020 Title: Support Vehicles Recipient: Harrisonburg Bus Service							
FTA 5307						FTA 5307	-
Flexible STP						Flexible STP	-
State						State	-
Local						Local	-
Year Total:	-	-	-	-	-	Total Funds:	-
Description:							
STIP ID: HAR0021 Title: Transfer Center Recipient: Harrisonburg Bus Service							
Flexible STP						FTA 5307	-
State						State	-
Local						Local	-
Year Total:	-	-	-	-	-	Total Funds:	-
Description:							
STIP ID: ARA0001 Title: Paratransit Vehicles Recipient: ARC of Harrisonburg/Rockingham							
FTA 5310		57	58	30	50	FTA 5310	195
State						State	-
Local		15	15	8	12	Local	50
Year Total:	-	72	73	38	62	Total Funds:	245
Description:							
STIP ID: FRI0001 Title: Paratransit Vehicles Recipient: Friendship Industries Inc.							
FTA 5310			56	56		FTA 5310	112
State						State	-
Local			14	14		Local	28
Year Total:	-		70	70		Total Funds:	140
Description:							
STIP ID: PLV0001 Title: Paratransit Vehicles Recipient: Pleasant View, Inc.							
FTA 5310		72	88	72	72	FTA 5310	304
State						State	-
Local		18	22	18	18	Local	76
Year Total:	-	90	110	90	90	Total Funds:	380
Description:							
STIP ID: VPA0001 Title: Paratransit Vehicles Recipient: Valley Program for Aging Services							
FTA 5310			52			FTA 5310	52
State						State	-
Local			13			Local	13
Year Total:	-	-	65	-	-	Total Funds:	65
Description:							

VIRGINIA DEPARTMENT OF RAIL AND PUBLIC TRANSPORTATION FY2021 - FY2024
STATEWIDE TRANSPORTATION IMPROVEMENT PROGRAM
TRANSIT COSTS (in \$1,000)

	Previous Funding	FY 2021	FY 2022	FY 2023	FY 2024	Total FY 2021-2024
HARRISONBURG-ROCKINGHAM METROPOLITAN PLANNING ORGANIZATION						
STIP ID:	VPA0002	Title: Operating Assistance			Recipient: Valley Program for Aging Services	
FTA 5310		9				FTA 5310 9
State		7				State 7
Local		2				Local 2
Year Total:	-	18	-	-	-	Total Funds: 18

Description:

Harrisonburg Bus Service	Previous Funding	FY 2021	FY 2022	FY 2023	FY 2024	Total FY 2021-2024
FTA 5307	1,445	1,771	1,824	1,879	1,935	FTA 5307 7,409
FTA 5310	-	-	-	-	-	FTA 5310 -
FTA 5311	-	-	-	-	-	FTA 5311 -
FTA 5337	-	-	-	-	-	FTA 5337 -
FTA 5339	-	-	-	-	-	FTA 5339 -
Flexible STP	-	1,792	5,572	2,819	192	Flexible STP 10,375
RSTP	-	-	-	-	-	RSTP -
Other Federal	-	-	-	-	-	Other Federal -
State	1,369	1,771	2,570	2,063	1,582	State 7,986
Local	76	316	1,367	1,262	1,165	Local 4,110
Revenues	1,910	2,246	2,334	2,404	2,476	Revenues 9,460
Totals	4,800	7,896	13,667	10,427	7,350	39,340

Human Service Transportation Providers	Previous Funding	FY 2021	FY 2022	FY 2023	FY 2024	Total FY 2021-2024
FTA 5307	-	-	-	-	-	FTA 5307 -
FTA 5310	-	138	254	158	122	FTA 5310 672
FTA 5311	-	-	-	-	-	FTA 5311 -
FTA 5337	-	-	-	-	-	FTA 5337 -
FTA 5339	-	-	-	-	-	FTA 5339 -
Flexible STP	-	-	-	-	-	Flexible STP -
RSTP	-	-	-	-	-	RSTP -
Other Federal	-	-	-	-	-	Other Federal -
State	-	7	-	-	-	State 7
Local	-	35	64	40	30	Local 169
Revenues	-	-	-	-	-	Revenues -
Totals	-	180	318	198	152	848

Harrisonburg MPO	Previous Funding	FY 2021	FY 2022	FY 2023	FY 2024	Total FY 2021-2024
FTA 5307	1,445	1,771	1,824	1,879	1,935	FTA 5307 7,409
FTA 5310	-	138	254	158	122	FTA 5310 672
FTA 5311	-	-	-	-	-	FTA 5311 -
FTA 5337	-	-	-	-	-	FTA 5337 -
FTA 5339	-	-	-	-	-	FTA 5339 -
Flexible STP	-	1,792	5,572	2,819	192	Flexible STP 10,375
RSTP	-	-	-	-	-	RSTP -
Other Federal	-	-	-	-	-	Other Federal -
State	1,369	1,778	2,570	2,063	1,582	State 7,993
Local	76	351	1,431	1,302	1,195	Local 4,279
Revenues	1,910	2,246	2,334	2,404	2,476	Revenues 9,460
Totals	4,800	8,076	13,985	10,647	7,502	40,188

VIRGINIA DEPARTMENT OF RAIL AND PUBLIC TRANSPORTATION FY2021 - FY2024
STATEWIDE TRANSPORTATION IMPROVEMENT PROGRAM
TRANSIT COSTS (in \$1,000)

	Previous Funding	FY 2021	FY 2022	FY 2023	FY 2024	Total FY 2021-2024		
NEW RIVER VALLEY METROPOLITAN PLANNING ORGANIZATION								
STIP ID:	BBT0001	Title: Operating Assistance			Recipient: Blacksburg Transit			
FTA 5307	1,552	1,877	2,080	2,211	2,315	FTA 5307	8,483	
State	2,344	2,835	3,141	3,339	3,497	State	12,812	
Local	4,472	5,408	5,992	6,369	6,670	Local	24,439	
Revenues	170	206	228	243	254	Revenues	931	
Year Total:	8,538	10,326	11,441	12,162	12,736	Total Funds:	46,665	
Description:								
STIP ID:	BBT0002	Title: Replacement Rolling Stock			Recipient: Blacksburg Transit			
Flexible STP	208	894	17,608	3,051	3,804	Flexible STP	25,357	
FTA 5339	2,658					FTA 5339	-	
State	2,527					State	-	
State	573	112	2,201	381	476	State	3,170	
Local	143	112	2,201	381	476	Local	3,170	
Year Total:	6,109	1,118	22,010	3,813	4,756	Total Funds:	31,697	
Description:								
STIP ID:	BBT0010	Title: Eng Design /Construction Multi-Modal Transfer Facility			Recipient: Blacksburg Transit			
Flexible STP						Flexible STP	-	
State						State	-	
Local						Local	-	
Year Total:	-	-	-	-	-	Total Funds:	-	
Description:								
STIP ID:	BBT0016	Title: Expansion Rolling Stock			Recipient: Blacksburg Transit			
FTA 5339	112	228		1,731	1,363	FTA 5339	3,322	
Flexible STP	22					Flexible STP	-	
State	6	29		216	170	State	415	
Local		29		216	170	Local	415	
Year Total:	140	286	-	2,163	1,703	Total Funds:	4,152	
Description:								
STIP ID:	BBT0017	Title: Passenger Shelters			Recipient: Blacksburg Transit			
Flexible STP	19	48	42	25	23	Flexible STP	138	
State	4	6	5	3	3	State	17	
Local	1	6	5	3	3	Local	17	
Year Total:	24	60	52	31	29	Total Funds:	172	
Description:								
STIP ID:	BBT0020	Title: ADP Hardware			Recipient: Blacksburg Transit			
Flexible STP	104	150	84	29	91	Flexible STP	354	
State	21	19	11	4	11	State	45	
Local	5	19	11	4	11	Local	45	
Year Total:	130	188	106	37	113	Total Funds:	444	
Description:								
STIP ID:	BBT0021	Title: ADP Software			Recipient: Blacksburg Transit			
Flexible STP	292	160	400	480	400	Flexible STP	1,440	
State	58	20	50	60	50	State	180	
Local	15	20	50	60	50	Local	180	
Year Total:	365	200	500	600	500	Total Funds:	1,800	
Description:								
STIP ID:	BBT0023	Title: Support Vehicles			Recipient: Blacksburg Transit			
Flexible STP	28	128	306	187		Flexible STP	621	
State	6	16	38	23		State	77	
Local	1	16	38	23		Local	77	
Year Total:	35	160	382	233	-	Total Funds:	775	
Description:								
STIP ID:	BBT0028	Title: Radios			Recipient: Blacksburg Transit			
Flexible STP	7	12	14	9	10	Flexible STP	45	
State	1	1	2	1	1	State	5	
Local		1	2	1	1	Local	5	
Year Total:	8	14	18	11	12	Total Funds:	55	
Description:								

VIRGINIA DEPARTMENT OF RAIL AND PUBLIC TRANSPORTATION FY2021 - FY2024
STATEWIDE TRANSPORTATION IMPROVEMENT PROGRAM
TRANSIT COSTS (in \$1,000)

	Previous Funding	FY 2021	FY 2022	FY 2023	FY 2024	Total FY 2021-2024
NEW RIVER VALLEY METROPOLITAN PLANNING ORGANIZATION						
STIP ID:	BBT0029	Title: Shop Equipment			Recipient: Blacksburg Transit	
Flexible STP	96	83	143	160	180	Flexible STP 566
State	19	10	18	20	23	State 71
Local	5	10	18	20	23	Local 71
Year Total:	120	103	179	200	226	Total Funds: 708
Description:						
STIP ID:	BBT0035	Title: Fleet Rebranding - Graphics			Recipient: Blacksburg Transit	
Flexible STP						Flexible STP -
State						State -
Local						Local -
Year Total:	-	-	-	-	-	Total Funds: -
Description:						
STIP ID:	BBT0036	Title: NRV Bikeshare			Recipient: Blacksburg Transit	
Flexible STP						Flexible STP -
State		20				State 20
Local		20				Local 20
Year Total:	-	40	-	-	-	Total Funds: 40
Description:						
STIP ID:	BBT0037	Title: Surveillance/Security Equipment			Recipient: Blacksburg Transit	
Flexible STP	77					Flexible STP -
State	15					State -
Local	4					Local -
Year Total:	96	-	-	-	-	Total Funds: -
Description:						
STIP ID:	BBT0038	Title: Fare Automation System			Recipient: Blacksburg Transit	
Flexible STP	24		160			Flexible STP 160
State	5		20			State 20
Local	1		20			Local 20
Year Total:	30	-	200	-	-	Total Funds: 200
Description:						
STIP ID:	BBT0039	Title: Rehab/Renovation of Admin Bldg.			Recipient: Blacksburg Transit	
Flexible STP	144	74				Flexible STP 74
State	29	9				State 9
Local	7	9				Local 9
Year Total:	180	92	-	-	-	Total Funds: 92
Description:						
STIP ID:	BBT0040	Title: Construction Admin./Maintenance Facility			Recipient: Blacksburg Transit	
Flexible STP		7,360				Flexible STP 7,360
State		920				State 920
Local		920				Local 920
Year Total:	-	9,200	-	-	-	Total Funds: 9,200
Description:						
STIP ID:	BBT0041	Title: A&E Admin./Maintenance Facility			Recipient: Blacksburg Transit	
Flexible STP	400	264				Flexible STP 264
State	80	33				State 33
Local	20	33				Local 33
Year Total:	500	330	-	-	-	Total Funds: 330
Description:						
STIP ID:	BBT0042	Title: Electric Bus Infrastructure			Recipient: Blacksburg Transit	
Flexible STP	152		580			Flexible STP 580
FTA 5339	449					FTA 5339 -
State	263					State -
State	120		73			State 73
Local	31		73			Local 73
Year Total:	1,015	-	726	-	-	Total Funds: 726
Description:						

VIRGINIA DEPARTMENT OF RAIL AND PUBLIC TRANSPORTATION FY2021 - FY2024
STATEWIDE TRANSPORTATION IMPROVEMENT PROGRAM
TRANSIT COSTS (in \$1,000)

	Previous Funding	FY 2021	FY 2022	FY 2023	FY 2024	Total FY 2021-2024
NEW RIVER VALLEY METROPOLITAN PLANNING ORGANIZATION						
STIP ID:	BBT0043	Title: Infrastructure: Bus Pull-Offs			Recipient: Blacksburg Transit	
Flexible STP		70	60	64	64	Flexible STP 258
State		9	8	8	8	State 33
Local		9	8	8	8	Local 33
Year Total:	-	88	76	80	80	Total Funds: 324
Description:						
STIP ID:	BBT0044	Title: Other-Building Facility Items and Fixtures			Recipient: Blacksburg Transit	
Flexible STP		200				Flexible STP 200
State		25				State 25
Local		25				Local 25
Year Total:	-	250	-	-	-	Total Funds: 250
Description:						
STIP ID:	CRAD001	Title: Operating Assistance			Recipient: City of Radford	
FTA 5307	506	513	523	534	545	FTA 5307 2,115
FTA 5311						FTA 5311 -
State	374	381	389	397	405	State 1,572
Local	695	734	758	781	805	Local 3,078
Revenues	30	37	37	37	37	Revenues 148
Year Total:	1,605	1,665	1,707	1,749	1,792	Total Funds: 6,913
Description:						
STIP ID:	CRAD004	Title: Replacement Rolling Stock			Recipient: City of Radford	
Flexible STP	832		432			Flexible STP 432
State	166		86			State 86
Local	42		22			Local 22
Year Total:	1,040	-	540	-	-	Total Funds: 540
Description:						
STIP ID:	CRAD005	Title: Support Vehicles			Recipient: City of Radford	
Flexible STP			8	28		Flexible STP 36
State			1	5		State 6
Local			1	1		Local 2
Year Total:	-	-	10	34	-	Total Funds: 44
Description:						
STIP ID:	CRAD006	Title: Construction of Facilities			Recipient: City of Radford	
Flexible STP		480		9,600		Flexible STP 10,080
State		96		1,920		State 2,016
Local		24		480		Local 504
Year Total:	-	600	-	12,000	-	Total Funds: 12,600
Description:						
STIP ID:	CRAD007	Title: Route Signage			Recipient: City of Radford	
Flexible STP						Flexible STP -
State						State -
Local						Local -
Year Total:	-	-	-	-	-	Total Funds: -
Description:						
STIP ID:	CRAD008	Title: Shop Equipment			Recipient: City of Radford	
Flexible STP						Flexible STP -
State						State -
Local						Local -
Year Total:	-	-	-	-	-	Total Funds: -
Description:						
STIP ID:	CRAD010	Title: Expansion Vehicles			Recipient: City of Radford	
Flexible STP						Flexible STP -
State						State -
Local						Local -
Year Total:	-	-	-	-	-	Total Funds: -
Description:						

VIRGINIA DEPARTMENT OF RAIL AND PUBLIC TRANSPORTATION FY2021 - FY2024
STATEWIDE TRANSPORTATION IMPROVEMENT PROGRAM
TRANSIT COSTS (in \$1,000)

	Previous Funding	FY 2021	FY 2022	FY 2023	FY 2024	Total FY 2021-2024
NEW RIVER VALLEY METROPOLITAN PLANNING ORGANIZATION						
STIP ID:	CRAD012	Title: Spare Parts			Recipient: City of Radford	
Flexible STP						Flexible STP -
State						State -
Local						Local -
Year Total:	-	-	-	-	-	Total Funds: -
Description:						
STIP ID:	NRVC001	Title: Paratransit Vehicles			Recipient: New River Valley Community Services	
FTA 5310		184	138	242	138	FTA 5310 702
State						State -
Local		46	34	61	34	Local 175
Year Total:	-	230	172	303	172	Total Funds: 877
Description:						
STIP ID:	NRVC002	Title: CADD Hardware & Software			Recipient: New River Valley Community Services	
FTA 5310		77				FTA 5310 77
State						State -
Local		19				Local 19
Year Total:	-	96	-	-	-	Total Funds: 96
Description:						
Blacksburg Transit	Previous Funding	FY 2021	FY 2022	FY 2023	FY 2024	Total FY 2021-2024
FTA 5307	1,552	1,877	2,080	2,211	2,315	FTA 5307 8,483
FTA 5310	-	-	-	-	-	FTA 5310 -
FTA 5311	-	-	-	-	-	FTA 5311 -
FTA 5337	-	-	-	-	-	FTA 5337 -
FTA 5339	3,219	228	-	1,731	1,363	FTA 5339 3,322
Flexible STP	1,573	9,443	19,397	4,005	4,572	Flexible STP 37,417
RSTP	-	-	-	-	-	RSTP -
Other Federal	-	-	-	-	-	Other Federal -
State	6,071	4,064	5,567	4,055	4,239	State 17,925
Local	4,705	6,637	8,418	7,085	7,412	Local 29,552
Revenues	170	206	228	243	254	Revenues 931
	17,290	22,455	35,690	19,330	20,155	97,630
City of Radford	Previous Funding	FY 2021	FY 2022	FY 2023	FY 2024	Total FY 2021-2024
FTA 5307	506	513	523	534	545	FTA 5307 2,115
FTA 5310	-	-	-	-	-	FTA 5310 -
FTA 5311	-	-	-	-	-	FTA 5311 -
FTA 5337	-	-	-	-	-	FTA 5337 -
FTA 5339	-	-	-	-	-	FTA 5339 -
Flexible STP	832	480	440	9,628	-	Flexible STP 10,548
RSTP	-	-	-	-	-	RSTP -
Other Federal	-	-	-	-	-	Other Federal -
State	540	477	476	2,322	405	State 3,680
Local	737	758	781	1,262	805	Local 3,606
Revenues	30	37	37	37	37	Revenues 148
Totals	2,645	2,265	2,257	13,783	1,792	20,097
New River Valley Community Services	Previous Funding	FY 2021	FY 2022	FY 2023	FY 2024	Total FY 2021-2024
FTA 5307	-	-	-	-	-	FTA 5307 -
FTA 5310	-	261	138	242	138	FTA 5310 779
FTA 5311	-	-	-	-	-	FTA 5311 -
FTA 5337	-	-	-	-	-	FTA 5337 -
FTA 5339	-	-	-	-	-	FTA 5339 -
Flexible STP	-	-	-	-	-	Flexible STP -
RSTP	-	-	-	-	-	RSTP -
Other Federal	-	-	-	-	-	Other Federal -
State	-	-	-	-	-	State -
Local	-	65	34	61	34	Local 194
Revenues	-	-	-	-	-	Revenues -
Totals	-	326	172	303	172	973

VIRGINIA DEPARTMENT OF RAIL AND PUBLIC TRANSPORTATION FY2021 - FY2024
STATEWIDE TRANSPORTATION IMPROVEMENT PROGRAM
TRANSIT COSTS (in \$1,000)

	Previous Funding	FY 2021	FY 2022	FY 2023	FY 2024	Total FY 2021-2024	
NEW RIVER VALLEY METROPOLITAN PLANNING ORGANIZATION							
New River Valley MPO	Previous Funding	FY 2021	FY 2022	FY 2023	FY 2024	Total FY 2021-2024	
FTA 5307	2,058	2,390	2,603	2,745	2,860	FTA 5307	10,598
FTA 5310	-	261	138	242	138	FTA 5310	779
FTA 5311	-	-	-	-	-	FTA 5311	-
FTA 5337	-	-	-	-	-	FTA 5337	-
FTA 5339	3,219	228	-	1,731	1,363	FTA 5339	3,322
Flexible STP	2,405	9,923	19,837	13,633	4,572	Flexible STP	47,965
RSTP	-	-	-	-	-	RSTP	-
Other Federal	-	-	-	-	-	Other Federal	-
State	6,611	4,541	6,043	6,377	4,644	State	21,605
Local	5,442	7,460	9,233	8,408	8,251	Local	33,352
Revenues	200	243	265	280	291	Revenues	1,079
<i>Totals</i>	19,935	25,046	38,119	33,416	22,119		118,700

**VIRGINIA DEPARTMENT OF RAIL AND PUBLIC TRANSPORTATION
STATEWIDE TRANSPORTATION IMPROVEMENT PROGRAM
TRANSIT COSTS (in \$1,000)**

FY2021 - FY2024

	Previous Funding	FY 2021	FY 2022	FY 2023	FY 2024	Total FY 2021-2024
METROPOLITAN WASHINGTON COUNCIL OF GOVERNMENTS						
STIP ID:	ALX0005 (T21453)	Title: Transit Store			Recipient: City of Alexandria	
CMAQ		480			480	CMAQ 960
State		120			120	State 240
Year Total:	-	600	-	-	600	Total Funds: 1,200
Description:						
STIP ID:	ARL0009 (T21240)	Title: Commuter Assistance			Recipient: Arlington County	
CMAQ	4,269	3,304	3,587	3,848	326	CMAQ 11,065
RSTP	8,198	823				RSTP 823
State	3,118	1,033	897	963	82	State 2,975
Year Total:	15,585	5,160	4,484	4,811	408	Total Funds: 14,863
Description:						
STIP ID:	DRPT002	Title: Franconia to Occoquan 3rd Track Project			Recipient: DRPT	
State	26,197	27,877	26,849	691	-	State 55,417
Year Total:	26,197	27,877	26,849	691	-	Total Funds: 55,417
Description:						
STIP ID:	FFX0003 (T21448)	Title: Countywide Transit Stores			Recipient: Fairfax County	
CMAQ	960	496	512	520	520	CMAQ 2,048
State	240	124	128	130	130	State 512
Year Total:	1,200	620	640	650	650	Total Funds: 2,560
Description:						
STIP ID:	PRTC004	Title: Preventive Maintenance			Recipient: PRTC	
FTA 5307		3,320				FTA 5307 3,320
FTA 5337		616				FTA 5337 616
FTA 5339						FTA 5339 -
State						State -
Local		984				Local 984
Year Total:	-	4,920	-	-	-	Total Funds: 4,920
Description:						
STIP ID:	PRTC005	Title: PRTC Bus Acquisition/Replacement			Recipient: PRTC	
FTA 5307						FTA 5307 -
FTA 5337						FTA 5337 -
FTA 5339		680				FTA 5339 680
State						State -
Local		170				Local 170
Year Total:	-	850	-	-	-	Total Funds: 850
Description: Project funding also in T158.						
STIP ID:	PRTC006	Title: PRTC Security Enhancements			Recipient: PRTC	
FTA 5307		14				FTA 5307 14
State		3				State 3
Local		1				Local 1
Year Total:	-	18	-	-	-	Total Funds: 18
Description:						
STIP ID:	PRTC007 (T21457)	Title: Commuter Assistance Program			Recipient: PRTC	
CMAQ	320	280	280	280	280	CMAQ 1,120
State	130	70	70	70	70	State 280
Year Total:	450	350	350	350	350	Total Funds: 1,400
Description: Previously UPC T1833.						
STIP ID:	PRTC008 (T21459)	Title: Omniride Bus Replacement			Recipient: PRTC	
CMAQ					1,200	CMAQ 1,200
State					300	State 300
Local						Local -
Year Total:	-	-	-	-	1,500	Total Funds: 1,500
Description:						
STIP ID:	PRTC009 (T18094)	Title: PRTC/PWC Woodbridge VRE Station Parking Expansion			Recipient: PRTC	
CMAQ			2,000			CMAQ 2,000
State			500			State 500
Local						Local -
Year Total:	-	-	2,500	-	-	Total Funds: 2,500
Description:						

**VIRGINIA DEPARTMENT OF RAIL AND PUBLIC TRANSPORTATION
STATEWIDE TRANSPORTATION IMPROVEMENT PROGRAM
TRANSIT COSTS (in \$1,000)**

FY2021 - FY2024

	Previous Funding	FY 2021	FY 2022	FY 2023	FY 2024	Total FY 2021-2024
METROPOLITAN WASHINGTON COUNCIL OF GOVERNMENTS						
STIP ID:	VRE0002 (T16213)	Title: Fare Collection System/Comm. Improvements		Recipient: NVTC - VRE		
RSTP		80	800			RSTP 880
State		20	200			State 220
Local						Local -
Year Total:	-	100	1,000	-	-	Total Funds: 1,100
Description:						
City of Alexandria						
	Previous Funding	FY 2021	FY 2022	FY 2023	FY 2024	Total FY 2021-2024
FTA 5307	-	-	-	-	-	FTA 5307 -
FTA 5310	-	-	-	-	-	FTA 5310 -
FTA 5311	-	-	-	-	-	FTA 5311 -
FTA 5337	-	-	-	-	-	FTA 5337 -
FTA 5339	-	-	-	-	-	FTA 5339 -
Flexible STP	-	-	-	-	-	Flexible STP -
CMAQ	-	480	-	-	480	CMAQ 960
RSTP	-	-	-	-	-	RSTP -
Other Federal	-	-	-	-	-	Other Federal -
State	-	120	-	-	120	State 240
Local	-	-	-	-	-	Local -
Revenues	-	-	-	-	-	Revenues -
Totals	-	600	-	-	600	1,200
Arlington County						
	Previous Funding	FY 2015	FY 2016	FY 2017	FY 2018	Total FY 2015-2018
FTA 5307	-	-	-	-	-	FTA 5307 -
FTA 5310	-	-	-	-	-	FTA 5310 -
FTA 5311	-	-	-	-	-	FTA 5311 -
FTA 5339	-	-	-	-	-	FTA 5339 -
Flexible STP	-	-	-	-	-	Flexible STP -
Other Federal	-	-	-	-	-	Other Federal -
State	3,118	1,033	897	963	82	State 2,975
Local	-	-	-	-	-	Local -
Revenues	-	-	-	-	-	Revenues -
CMAQ	4,269	3,304	3,587	3,848	326	CMAQ 11,065
RSTP	8,198	823	-	-	-	RSTP 823
Totals	15,585	5,160	4,484	4,811	408	14,863
Fairfax County						
	Previous Funding	FY 2021	FY 2022	FY 2023	FY 2024	Total FY 2021-2024
FTA 5307	-	-	-	-	-	FTA 5307 -
FTA 5310	-	-	-	-	-	FTA 5310 -
FTA 5311	-	-	-	-	-	FTA 5311 -
FTA 5337	-	-	-	-	-	FTA 5337 -
FTA 5339	-	-	-	-	-	FTA 5339 -
Flexible STP	-	-	-	-	-	Flexible STP -
CMAQ	960	496	512	520	520	CMAQ 2,048
RSTP	-	-	-	-	-	RSTP -
Other Federal	-	-	-	-	-	Other Federal -
State	240	124	128	130	130	State 512
Local	-	-	-	-	-	Local -
Revenues	-	-	-	-	-	Revenues -
Totals	1,200	620	640	650	650	2,560
NVTC VRE						
	Previous Funding	FY 2021	FY 2022	FY 2023	FY 2024	Total FY 2021-2024
FTA 5307	-	-	-	-	-	FTA 5307 -
FTA 5310	-	-	-	-	-	FTA 5310 -
FTA 5311	-	-	-	-	-	FTA 5311 -
FTA 5337	-	-	-	-	-	FTA 5337 -
FTA 5339	-	-	-	-	-	FTA 5339 -
Flexible STP	-	-	-	-	-	Flexible STP -
CMAQ	-	-	-	-	-	CMAQ -
RSTP	-	80	800	-	-	RSTP 880
Other Federal	-	-	-	-	-	Other Federal -
State	-	20	200	-	-	State 220
Local	-	-	-	-	-	Local -
Revenues	-	-	-	-	-	Revenues -
Totals	-	100	1,000	-	-	1,100

**VIRGINIA DEPARTMENT OF RAIL AND PUBLIC TRANSPORTATION
STATEWIDE TRANSPORTATION IMPROVEMENT PROGRAM
TRANSIT COSTS (in \$1,000)**

FY2021 - FY2024

	Previous Funding	FY 2021	FY 2022	FY 2023	FY 2024	Total FY 2021-2024
METROPOLITAN WASHINGTON COUNCIL OF GOVERNMENTS						
PRTC	Previous Funding	FY 2021	FY 2022	FY 2023	FY 2024	Total FY 2021-2024
FTA 5307	-	3,334	-	-	-	FTA 5307 3,334
FTA 5310	-	-	-	-	-	FTA 5310 -
FTA 5311	-	-	-	-	-	FTA 5311 -
FTA 5337	-	616	-	-	-	FTA 5337 616
FTA 5339	-	680	-	-	-	FTA 5339 680
Flexible STP	-	-	-	-	-	Flexible STP -
CMAQ	320	280	2,280	280	1,480	CMAQ 4,320
RSTP	-	-	-	-	-	RSTP -
Other Federal	-	-	-	-	-	Other Federal -
State	130	73	570	70	370	State 1,083
Local	-	1,155	-	-	-	Local 1,155
Revenues	-	-	-	-	-	Revenues -
Totals	450	6,138	2,850	350	1,850	11,188
DRPT (MWAA)						
DRPT (MWAA)	Previous Funding	FY 2021	FY 2022	FY 2023	FY 2024	Total FY 2021-2024
FTA 5307	-	-	-	-	-	FTA 5307 -
FTA 5310	-	-	-	-	-	FTA 5310 -
FTA 5311	-	-	-	-	-	FTA 5311 -
FTA 5337	-	-	-	-	-	FTA 5337 -
FTA 5339	-	-	-	-	-	FTA 5339 -
Flexible STP	-	-	-	-	-	Flexible STP -
CMAQ	-	-	-	-	-	CMAQ -
RSTP	-	-	-	-	-	RSTP -
Other Federal	-	-	-	-	-	Other Federal -
State	26,197	27,877	26,849	691	-	State 55,417
Local	-	-	-	-	-	Local -
Revenues	-	-	-	-	-	Revenues -
Totals	26,197	27,877	26,849	691	-	55,417
Grand Totals-NoVa MPO						
Grand Totals-NoVa MPO	Previous Funding	FY 2021	FY 2022	FY 2023	FY 2024	Total FY 2021-2024
FTA 5307	-	3,334	-	-	-	FTA 5307 3,334
FTA 5310	-	-	-	-	-	FTA 5310 -
FTA 5311	-	-	-	-	-	FTA 5311 -
FTA 5337	-	616	-	-	-	FTA 5337 616
FTA 5339	-	680	-	-	-	FTA 5339 680
Flexible STP	-	-	-	-	-	Flexible STP -
CMAQ	5,549	4,560	6,379	4,648	2,806	CMAQ 18,393
RSTP	8,198	903	800	-	-	RSTP 1,703
Other Federal	-	-	-	-	-	Other Federal -
State	29,685	29,247	28,644	1,854	702	State 60,447
Local	-	1,155	-	-	-	Local 1,155
Revenues	-	-	-	-	-	Revenues -
Totals	43,432	40,495	35,823	6,502	3,508	86,328

**VIRGINIA DEPARTMENT OF RAIL AND PUBLIC TRANSPORTATION
STATEWIDE TRANSPORTATION IMPROVEMENT PROGRAM SUMMARY
TRANSIT COSTS (in \$1,000)**

FY2021 - FY2024

	Previous Funding	FY 2021	FY 2022	FY 2023	FY 2024	Total FY 2021-2024
RICHMOND REGIONAL TRANSPORTATION PLANNING ORGANIZATION						
STIP ID:	GRTC003	Title: Preventive Maintenance			Recipient: Greater Richmond Transit Company	
FTA 5307		5,600	5,760	6,000		FTA 5307 17,360
Local		1,400	1,440	1,500		Local 4,340
Year Total:	-	7,000	7,200	7,500	-	Total Funds: 21,700
Description:						
STIP ID:	GRTC004	Title: Replacement Rolling Stock			Recipient: Greater Richmond Transit Company	
FTA 5307		1,154	3,256			FTA 5307 4,410
State		3,273	7,908			State 11,181
Local		165	465			Local 630
Year Total:	-	4,592	11,629	-	-	Total Funds: 16,221
Description:						
STIP ID:	GRTC005	Title: Transit Enhancements			Recipient: Greater Richmond Transit Company	
FTA 5307		119	101	101		FTA 5307 321
State		290	245	245		State 780
Local		17	14	14		Local 45
Year Total:	-	426	360	360	-	Total Funds: 1,146
Description:						
STIP ID:	GRTC008	Title: Paratransit Vehicles			Recipient: Greater Richmond Transit Company	
FTA 5339		1,502	1,343	1,342		FTA 5339 4,187
State		3,650	3,270	3,270		State 10,190
Local		215	200	200		Local 615
Year Total:	-	5,367	4,813	4,812	-	Total Funds: 14,992
Description:						
STIP ID:	GRTC031	Title: Surveillance/Security Equipment			Recipient: Greater Richmond Transit Company	
FTA 5307		255	140	140		FTA 5307 535
State		619	340	340		State 1,299
Local		36	20	20		Local 76
Year Total:	-	910	500	500	-	Total Funds: 1,910
Description:						
STIP ID:	GRTC032	Title: Shop Equipment			Recipient: Greater Richmond Transit Company	
FTA 5307		28	28	28		FTA 5307 84
State		68	68	68		State 204
Local		4	4	4		Local 12
Year Total:	-	100	100	100	-	Total Funds: 300
Description:						
STIP ID:	GRTC033	Title: Computer Hardware			Recipient: Greater Richmond Transit Company	
FTA 5307		280	308	336		FTA 5307 924
State		680	748	816		State 2,244
Local		40	44	48		Local 132
Year Total:	-	1,000	1,100	1,200	-	Total Funds: 3,300
Description:						
STIP ID:	GRTC034	Title: Computer Software			Recipient: Greater Richmond Transit Company	
FTA 5307		784	504	504		FTA 5307 1,792
State		1,904	1,224	1,224		State 4,352
Local		112	72	72		Local 256
Year Total:	-	2,800	1,800	1,800	-	Total Funds: 6,400
Description:						
STIP ID:	GRTC035	Title: Support Vehicles			Recipient: Greater Richmond Transit Company	
FTA 5307		34	34	34		FTA 5307 102
State		82	82	82		State 246
Local		5	5	5		Local 15
Year Total:	-	121	121	121	-	Total Funds: 363
Description:						
STIP ID:	GRTC037	Title: Capital Cost of Vanpool Contracting			Recipient: Greater Richmond Transit Company	
FTA 5307		440	440	440		FTA 5307 1,320
State		88	88	88		State 264
Local		22	22	22		Local 66
Year Total:	-	550	550	550	-	Total Funds: 1,650
Description:						

**VIRGINIA DEPARTMENT OF RAIL AND PUBLIC TRANSPORTATION
STATEWIDE TRANSPORTATION IMPROVEMENT PROGRAM SUMMARY
TRANSIT COSTS (in \$1,000)**

FY2021 - FY2024

	Previous Funding	FY 2021	FY 2022	FY 2023	FY 2024	Total FY 2021-2024
RICHMOND REGIONAL TRANSPORTATION PLANNING ORGANIZATION						
STIP ID:	GRTC050	Title: Maintenance/Admin Facility Expansion		Recipient: Greater Richmond Transit Company		
FTA 5339		815	1,380	6,900		FTA 5339 9,095
State			1,500	7,500		State 9,000
Local		204	120	600		Local 924
Year Total:	-	1,019	3,000	15,000	-	Total Funds: 19,019
Description:						
STIP ID:	GRTC055	Title: Employee Education/Training		Recipient: Greater Richmond Transit Company		
FTA 5307		56	56	56		FTA 5307 168
Local		14	14	14		Local 42
Year Total:	-	70	70	70	-	Total Funds: 210
Description:						
STIP ID:	GRTC056	Title: Renovation of Administrative/Maintenance Facility		Recipient: Greater Richmond Transit Company		
FTA 5307		70	70	70		FTA 5307 210
State		170	170	170		State 510
Local		10	10	10		Local 30
Year Total:	-	250	250	250	-	Total Funds: 750
Description:						
STIP ID:	GRTC058	Title: Southside Transfer Plaza		Recipient: Greater Richmond Transit Company		
FTA 5339		280				FTA 5339 280
State		680				State 680
Local		40				Local 40
Year Total:	-	1,000	-	-	-	Total Funds: 1,000
Description:						
STIP ID:	GRTC059	Title: Non-Fixed Route ADA Paratransit Svc		Recipient: Greater Richmond Transit Company		
FTA 5307		1,248	1,248	1,248		FTA 5307 3,744
Local		312	312	312		Local 936
Year Total:	-	1,560	1,560	1,560	-	Total Funds: 4,680
Description:						
STIP ID:	GRTC060	Title: Mobility Management		Recipient: Greater Richmond Transit Company		
FTA 5310		120				FTA 5310 120
State		24				State 24
Local		6				Local 6
Year Total:	-	150	-	-	-	Total Funds: 150
Description:						
STIP ID:	GRTC062	Title: BRT Park and Ride		Recipient: Greater Richmond Transit Company		
FTA 5339		2,400				FTA 5339 2,400
Local		600				Local 600
Year Total:	-	3,000	-	-	-	Total Funds: 3,000
Description:						
STIP ID:	GRTC063	Title: Downtown Transfer Plaza		Recipient: Greater Richmond Transit Company		
FTA 5307		2,383	9,362			FTA 5307 11,745
State		477	5,134			State 5,611
Local		119	604			Local 723
Year Total:	-	2,979	15,100	-	-	Total Funds: 18,079
Description:						
STIP ID:	GRTC064 (T20113)	Title: Replacement Buses		Recipient: Greater Richmond Transit Company		
CMAQ		1,885				CMAQ 1,885
State		471				State 471
Year Total:	-	2,356	-	-	-	Total Funds: 2,356
Description:						
STIP ID:	RIDE001 (UPC 115818)	Title: Cash for Carpool Incentive Program		Recipient: RideFinders		
CMAQ		108				CMAQ 108
State		27				State 27
Year Total:	-	135	-	-	-	Total Funds: 135
Description:						

**VIRGINIA DEPARTMENT OF RAIL AND PUBLIC TRANSPORTATION
STATEWIDE TRANSPORTATION IMPROVEMENT PROGRAM SUMMARY
TRANSIT COSTS (in \$1,000)**

FY2021 - FY2024

	Previous Funding	FY 2021	FY 2022	FY 2023	FY 2024	Total FY 2021-2024
RICHMOND REGIONAL TRANSPORTATION PLANNING ORGANIZATION						
STIP ID:	CAA0001	Title: Operating Assistance			Recipient: Senior Connections, the Capital Area Agency on Aging	
FTA 5310		166				FTA 5310 166
State		158				State 158
Local		8				Local 8
Revenues						Revenues -
Year Total:	-	332	-	-	-	Total Funds: 332
Description:						
STIP ID:	CAA0002	Title: Mobility Management			Recipient: Senior Connections, the Capital Area Agency on Aging	
FTA 5310		82				FTA 5310 82
State		17				State 17
Local		4				Local 4
Revenues						Revenues -
Year Total:	-	103	-	-	-	Total Funds: 103
Description:						
STIP ID:	CHS0001	Title: Paratransit Vehicles			Recipient: Chesterfield Community Services Board	
FTA 5310		104				FTA 5310 104
State						State -
Local		26				Local 26
Year Total:	-	130	-	-	-	Total Funds: 130
Description:						
STIP ID:	CHS0002	Title: Mobility Management			Recipient: Chesterfield County Citizens Information & Resources	
FTA 5310		24				FTA 5310 24
State		5				State 5
Local		1				Local 1
Year Total:	-	30	-	-	-	Total Funds: 30
Description:						
STIP ID:	CHS0003	Title: Operating Assistance			Recipient: Chesterfield County Citizens Information & Resources	
FTA 5310		100				FTA 5310 100
State		80				State 80
Local		20				Local 20
Year Total:	-	200	-	-	-	Total Funds: 200
Description:						
STIP ID:	GCS0001	Title: Paratransit Vehicles			Recipient: Goochland Cares	
FTA 5310		40				FTA 5310 40
State						State -
Local		10				Local 10
Year Total:	-	50	-	-	-	Total Funds: 50
Description:						
STIP ID:	HCS0001	Title: Operating Assistance			Recipient: Hanover County	
FTA 5310		82				FTA 5310 82
State		65				State 65
Local		16				Local 16
Year Total:	-	163	-	-	-	Total Funds: 163
Description:						
STIP ID:	SOAR001	Title: Paratransit Vehicles			Recipient: SOAR 365	
FTA 5310		144				FTA 5310 144
State						State -
Local		36				Local 36
Year Total:	-	180	-	-	-	Total Funds: 180
Description:						
STIP ID:	SJV0001	Title: Paratransit Vehicles			Recipient: St. Joseph's Villa	
FTA 5310		80				FTA 5310 80
State						State -
Local		20				Local 20
Year Total:	-	100	-	-	-	Total Funds: 100
Description:						

**VIRGINIA DEPARTMENT OF RAIL AND PUBLIC TRANSPORTATION
STATEWIDE TRANSPORTATION IMPROVEMENT PROGRAM SUMMARY
TRANSIT COSTS (in \$1,000)**

FY2021 - FY2024

	Previous Funding	FY 2021	FY 2022	FY 2023	FY 2024	Total FY 2021-2024	
RICHMOND REGIONAL TRANSPORTATION PLANNING ORGANIZATION							
Greater Richmond Transit Company	Previous Funding	FY 2021	FY 2022	FY 2023	FY 2024	Total FY 2021-2024	
FTA 5307	-	12,451	21,307	8,957	-	FTA 5307	42,715
FTA 5310	-	120	-	-	-	FTA 5310	120
FTA 5311	-	-	-	-	-	FTA 5311	-
FTA 5337	-	-	-	-	-	FTA 5337	-
FTA 5339	-	4,997	2,723	8,242	-	FTA 5339	15,962
Flexible STP	-	-	-	-	-	Flexible STP	-
CMAQ	-	1,885	-	-	-	CMAQ	1,885
RSTP	-	-	-	-	-	RSTP	-
Other Federal	-	-	-	-	-	Other Federal	-
State	-	12,476	20,777	13,803	-	State	47,056
Local	-	3,321	3,346	2,821	-	Local	9,488
Revenues	-	-	-	-	-	Revenues	-
Totals	-	35,250	48,153	33,823	-		117,226
RideFinders							
	Previous Funding	FY 2021	FY 2022	FY 2023	FY 2024	Total FY 2021-2024	
FTA 5307	-	-	-	-	-	FTA 5307	-
FTA 5310	-	-	-	-	-	FTA 5310	-
FTA 5311	-	-	-	-	-	FTA 5311	-
FTA 5337	-	-	-	-	-	FTA 5337	-
FTA 5339	-	-	-	-	-	FTA 5339	-
Flexible STP	-	-	-	-	-	Flexible STP	-
CMAQ	-	108	-	-	-	CMAQ	108
RSTP	-	-	-	-	-	RSTP	-
Other Federal	-	-	-	-	-	Other Federal	-
State	-	27	-	-	-	State	27
Local	-	-	-	-	-	Local	-
Revenues	-	-	-	-	-	Revenues	-
Totals	-	135	-	-	-		135
Human Service Transportation Providers							
	Previous Funding	FY 2021	FY 2022	FY 2023	FY 2024	Total FY 2021-2024	
FTA 5307	-	-	-	-	-	FTA 5307	-
FTA 5310	-	822	-	-	-	FTA 5310	822
FTA 5311	-	-	-	-	-	FTA 5311	-
FTA 5337	-	-	-	-	-	FTA 5337	-
FTA 5339	-	-	-	-	-	FTA 5339	-
Flexible STP	-	-	-	-	-	Flexible STP	-
CMAQ	-	-	-	-	-	CMAQ	-
RSTP	-	-	-	-	-	RSTP	-
Other Federal	-	-	-	-	-	Other Federal	-
State	-	325	-	-	-	State	325
Local	-	141	-	-	-	Local	141
Revenues	-	-	-	-	-	Revenues	-
Totals	-	1,288	-	-	-		1,288
Richmond MPO							
	Previous Funding	FY 2021	FY 2022	FY 2023	FY 2024	Total FY 2021-2024	
FTA 5307	-	12,451	21,307	8,957	-	FTA 5307	42,715
FTA 5310	-	942	-	-	-	FTA 5310	942
FTA 5311	-	-	-	-	-	FTA 5311	-
FTA 5337	-	-	-	-	-	FTA 5337	-
FTA 5339	-	4,997	2,723	8,242	-	FTA 5339	15,962
Flexible STP	-	-	-	-	-	Flexible STP	-
CMAQ	-	1,993	-	-	-	CMAQ	1,993
RSTP	-	-	-	-	-	RSTP	-
Other Federal	-	-	-	-	-	Other Federal	-
State	-	12,828	20,777	13,803	-	State	47,408
Local	-	3,462	3,346	2,821	-	Local	9,629
Revenues	-	-	-	-	-	Revenues	-
Totals	-	36,673	48,153	33,823	-		118,649

**VIRGINIA DEPARTMENT OF RAIL AND PUBLIC TRANSPORTATION FY2021 - FY2024
STATEWIDE TRANSPORTATION IMPROVEMENT PROGRAM
TRANSIT COSTS (in \$1,000)**

	Previous Funding	FY 2021	FY 2022	FY 2023	FY 2024	Total FY 2021-2024
ROANOKE VALLEY AREA TRANSPORTATION PLANNING ORGANIZATION						
STIP ID:	GRT0001	Title: Operating Assistance		Recipient: Greater Roanoke Transit Company		
FTA 5307		2,147	2,147	2,147	2,147	FTA 5307 8,588
FTA 5311		354	354	354	354	FTA 5311 1,416
State		2,407	2,407	2,407	2,407	State 9,628
Local		1,566	1,566	1,566	1,566	Local 6,264
Revenues		2,314	2,314	2,314	2,314	Revenues 9,256
Year Total:	-	8,788	8,788	8,788	8,788	Total Funds: 35,152
Description:						
STIP ID:	GRT0002	Title: Preventive Maintenance		Recipient: Greater Roanoke Transit Company		
FTA 5307		716	716	716	716	FTA 5307 2,864
State						State -
Local		179	179	179	179	Local 716
Year Total:	-	895	895	895	895	Total Funds: 3,580
Description:						
STIP ID:	GRT0003	Title: Transit Enhancements		Recipient: Greater Roanoke Transit Company		
FTA 5307						FTA 5307 -
State						State -
Local						Local -
Year Total:	-	-	-	-	-	Total Funds: -
Description:						
STIP ID:	GRT0004	Title: Replacement Bus		Recipient: Greater Roanoke Transit Company		
FTA 5307						FTA 5307 -
FTA 5339				97		FTA 5339 97
RSTP		1,564	1,564	1,639		RSTP 4,767
State		391	391	658		State 1,440
Local				15		Local 15
Year Total:	-	1,955	1,955	2,409	-	Total Funds: 6,319
Description:						
STIP ID:	GRT0005	Title: Expansion Bus		Recipient: Greater Roanoke Transit Company		
FTA 5339						FTA 5339 -
State			800	900		State 1,700
Local						Local -
Year Total:	-	-	800	900	-	Total Funds: 1,700
Description:						
STIP ID:	GRT0006	Title: Support Vehicles		Recipient: Greater Roanoke Transit Company		
FTA 5339	-		72	80	48	FTA 5339 200
Flexible STP						Flexible STP -
State	-		9	10	6	State 25
Local	-		9	10	6	Local 25
Year Total:	-	-	90	100	60	Total Funds: 250
Description:						
STIP ID:	GRT0007	Title: Bus Stop Enhancements		Recipient: Greater Roanoke Transit Company		
FTA 5339			41	41	41	FTA 5339 123
State			103	103	103	State 309
Local			6	6	6	Local 18
Year Total:	-	-	150	150	150	Total Funds: 450
Description:						
STIP ID:	GRT0008	Title: Rehab/Renovation of Admin/Maint Building		Recipient: Greater Roanoke Transit Company		
FTA 5339		55			270	FTA 5339 325
State		140			690	State 830
Local		8			40	Local 48
Year Total:	-	203	-	-	1,000	Total Funds: 1,203
Description:						

**VIRGINIA DEPARTMENT OF RAIL AND PUBLIC TRANSPORTATION FY2021 - FY2024
STATEWIDE TRANSPORTATION IMPROVEMENT PROGRAM
TRANSIT COSTS (in \$1,000)**

	Previous Funding	FY 2021	FY 2022	FY 2023	FY 2024	Total FY 2021-2024
ROANOKE VALLEY AREA TRANSPORTATION PLANNING ORGANIZATION						
STIP ID:	GRT0009	Title: Shop Equipment		Recipient: Greater Roanoke Transit Company		
FTA 5339			5	5	5	FTA 5339 15
State			14	14	14	State 42
Local			1	1	1	Local 3
Year Total:	-	-	20	20	20	Total Funds: 60
Description:						
STIP ID:	GRT0010	Title: ADP Software		Recipient: Greater Roanoke Transit Company		
FTA 5339		4	6	2		FTA 5339 12
State		11	16	7		State 34
Local		1	1	1		Local 3
Year Total:	-	16	23	10	-	Total Funds: 49
Description:						
STIP ID:	GRT0011	Title: ADP Hardware		Recipient: Greater Roanoke Transit Company		
FTA 5339		24	20			FTA 5339 44
State		62	52			State 114
Local		4	3			Local 7
Year Total:	-	90	75	-	-	Total Funds: 165
Description:						
STIP ID:	GRT0012	Title: Security		Recipient: Greater Roanoke Transit Company		
FTA 5339						FTA 5339 -
State						State -
Local						Local -
Year Total:	-	-	-	-	-	Total Funds: -
Description:						
STIP ID:	GRT0013	Title: New Downtown Roanoke Multimodal Facility - Eng, Construction, Equipment		Recipient: Greater Roanoke Transit Company		
FTA 5339	-	3,220				FTA 5339 3,220
State	-	7,820				State 7,820
Local	-	460				Local 460
Year Total:	-	11,500	-	-	-	Total Funds: 11,500
Description:						
STIP ID:	GRT0014	Title: Rehabilitate/Rebuild Buses		Recipient: Greater Roanoke Transit Company		
FTA 5311						FTA 5311 -
State						State -
Local						Local -
Year Total:	-	-	-	-	-	Total Funds: -
Description:						
STIP ID:	GRT0015	Title: Fare Collection Equipment		Recipient: Greater Roanoke Transit Company		
FTA 5339		77				FTA 5339 77
State		197				State 197
Local		11				Local 11
Year Total:	-	285	-	-	-	Total Funds: 285
Description:						
STIP ID:	GRT0016	Title: Automatic Vehicle Locator		Recipient: Greater Roanoke Transit Company		
FTA 5339						FTA 5339 -
State		1,700				State 1,700
Local						Local -
Year Total:	-	1,700	-	-	-	Total Funds: 1,700
Description:						

**VIRGINIA DEPARTMENT OF RAIL AND PUBLIC TRANSPORTATION FY2021 - FY2024
STATEWIDE TRANSPORTATION IMPROVEMENT PROGRAM
TRANSIT COSTS (in \$1,000)**

	Previous Funding	FY 2021	FY 2022	FY 2023	FY 2024	Total FY 2021-2024	
ROANOKE VALLEY AREA TRANSPORTATION PLANNING ORGANIZATION							
STIP ID:	GRT0017	Title: Miscellaneous Office			Recipient: Greater Roanoke Transit Company		
FTA 5339			10			FTA 5339	10
State			28			State	28
Local			2			Local	2
Year Total:	-	-	40	-	-	Total Funds:	40
Description:							
STIP ID:	GRT0018	Title: Radio Communication System			Recipient: Greater Roanoke Transit Company		
Flexible STP		400				Flexible STP	400
State		80				State	80
Local		20				Local	20
Year Total:	-	500	-	-	-	Total Funds:	500
Description:							
STIP ID:	GRT0019	Title: Real Time Passenger Information			Recipient: Greater Roanoke Transit Company		
RSTP		400				RSTP	400
State						State	-
Local						Local	-
Year Total:	-	400	-	-	-	Total Funds:	400
Description:							
STIP ID:	LFS0001	Title: Paratransit Vehicles			Recipient: Lutheran Family Services of Virginia		
FTA 5310		36				FTA 5310	36
State						State	-
Local		9				Local	9
Year Total:	-	45	-	-	-	Total Funds:	45
Description:							
STIP ID:	RAD0001	Title: Operating Assistance			Recipient: RADAR UHSTS, Inc. Roanoke County		
FTA 5310		115	115	115	115	FTA 5310	460
State		92	92	92	92	State	368
Local		11	11	11	11	Local	44
Revenues		12	12	12	12	Revenues	48
Year Total:	-	230	230	230	230	Total Funds:	920
Description:							
STIP ID:	RAD0002	Title: Paratransit Vehicles			Recipient: RADAR UHSTS, Inc. Roanoke County		
FTA 5310		128	128	128	128	FTA 5310	512
State						State	-
Local		32	32	32	32	Local	128
Year Total:	-	160	160	160	160	Total Funds:	640
Description:							
Greater Roanoke Transit Company	Previous Funding	FY 2021	FY 2022	FY 2023	FY 2024	Total FY 2021-2024	
FTA 5307	-	2,863	2,863	2,863	2,863	FTA 5307	11,452
FTA 5310	-	-	-	-	-	FTA 5310	-
FTA 5311	-	354	354	354	354	FTA 5311	1,416
FTA 5337	-	-	-	-	-	FTA 5337	-
FTA 5339	-	3,380	154	225	364	FTA 5339	4,123
Flexible STP	-	400	-	-	-	Flexible STP	400
RSTP	-	1,964	1,564	1,639	-	RSTP	5,167
Other Federal	-	-	-	-	-	Other Federal	-
State	-	12,808	3,820	4,099	3,220	State	23,947
Local	-	2,249	1,767	1,778	1,798	Local	7,592
Revenues	-	2,314	2,314	2,314	2,314	Revenues	9,256
Totals	-	26,332	12,836	13,272	10,913		63,353

**VIRGINIA DEPARTMENT OF RAIL AND PUBLIC TRANSPORTATION FY2021 - FY2024
STATEWIDE TRANSPORTATION IMPROVEMENT PROGRAM
TRANSIT COSTS (in \$1,000)**

	Previous Funding	FY 2021	FY 2022	FY 2023	FY 2024	Total FY 2021-2024	
ROANOKE VALLEY AREA TRANSPORTATION PLANNING ORGANIZATION							
Other Human Service Transportation Providers	Previous Funding	FY 2021	FY 2022	FY 2023	FY 2024	Total FY 2021-2024	
FTA 5307	-	-	-	-	-	FTA 5307	-
FTA 5310	-	36	-	-	-	FTA 5310	36
FTA 5311	-	-	-	-	-	FTA 5311	-
FTA 5337	-	-	-	-	-	FTA 5337	-
FTA 5339	-	-	-	-	-	FTA 5339	-
Flexible STP	-	-	-	-	-	Flexible STP	-
RSTP	-	-	-	-	-	RSTP	-
Other Federal	-	-	-	-	-	Other Federal	-
State	-	-	-	-	-	State	-
Local	-	9	-	-	-	Local	9
Revenues	-	-	-	-	-	Revenues	-
<i>Totals</i>	-	45	-	-	-		45
RADAR UHSTS, Inc. Roanoke County							
	Previous Funding	FY 2021	FY 2022	FY 2023	FY 2024	Total FY 2021-2024	
FTA 5307	-	-	-	-	-	FTA 5307	-
FTA 5310	-	243	243	243	243	FTA 5310	972
FTA 5311	-	-	-	-	-	FTA 5311	-
FTA 5337	-	-	-	-	-	FTA 5337	-
FTA 5339	-	-	-	-	-	FTA 5339	-
Flexible STP	-	-	-	-	-	Flexible STP	-
RSTP	-	-	-	-	-	RSTP	-
Other Federal	-	-	-	-	-	Other Federal	-
State	-	92	92	92	92	State	368
Local	-	43	43	43	43	Local	172
Revenues	-	12	12	12	12	Revenues	48
<i>Totals</i>	-	390	390	390	390		1,560
Roanoke Valley MPO							
	Previous Funding	FY 2021	FY 2022	FY 2023	FY 2024	Total FY 2021-2024	
FTA 5307	-	2,863	2,863	2,863	2,863	FTA 5307	11,452
FTA 5310	-	279	243	243	243	FTA 5310	1,008
FTA 5311	-	354	354	354	354	FTA 5311	1,416
FTA 5337	-	-	-	-	-	FTA 5337	-
FTA 5339	-	3,380	154	225	364	FTA 5339	4,123
Flexible STP	-	400	-	-	-	Flexible STP	400
RSTP	-	1,964	1,564	1,639	-	RSTP	5,167
Other Federal	-	-	-	-	-	Other Federal	-
State	-	12,900	3,912	4,191	3,312	State	24,315
Local	-	2,301	1,810	1,821	1,841	Local	7,773
Revenues	-	2,326	2,326	2,326	2,326	Revenues	9,304
<i>Totals</i>	-	26,767	13,226	13,662	11,303		64,958

VIRGINIA DEPARTMENT OF RAIL AND PUBLIC TRANSPORTATION FY2021 - FY2024
STATEWIDE TRANSPORTATION IMPROVEMENT PROGRAM
TRANSIT COSTS (in \$1,000)

	Previous Funding	FY 2021	FY 2022	FY 2023	FY 2024	Total FY 2021-2024
STAUNTON-AUGUSTA-WAYNESBORO METROPOLITAN PLANNING ORGANIZATION						
STIP ID:	CSPDC01	Title: Operating Assistance		Recipient: Central Shenandoah PDC		
FTA 5307		524	547	575	597	FTA 5307 2,243
FTA 5311		270	282	298	311	FTA 5311 1,161
State		377	384	392	400	State 1,553
Local		417	445	481	509	Local 1,852
Revenues		83	83	83	83	Revenues 332
Year Total:	-	1,671	1,741	1,829	1,900	Total Funds: 7,141
Description:						
STIP ID:	CSPDC02	Title: Capital Cost of Contracting		Recipient: Central Shenandoah PDC		
FTA 5307		608	624	642	662	FTA 5307 2,536
FTA 5311		272	279	287	296	FTA 5311 1,134
State		141	145	149	153	State 588
Local		36	37	38	39	Local 150
Year Total:	-	1,057	1,085	1,116	1,150	Total Funds: 4,408
Description:						
STIP ID:	CSPDC03	Title: Purchase Amenities		Recipient: Central Shenandoah PDC		
FTA 5307		-	8	8	8	FTA 5307 24
State				8		State 8
Local						Local -
Year Total:	-	-	8	16	8	Total Funds: 32
Description:						
STIP ID:	CSPDC04	Title: Bike Racks, ITS or Misc Equipment		Recipient: Central Shenandoah PDC		
FTA 5307		69				FTA 5307 69
FTA 5311		27				FTA 5311 27
State		19				State 19
Local		5				Local 5
Year Total:	-	120	-	-	-	Total Funds: 120
Description:						
STIP ID:	CSPDC05	Title: Bus Shelters		Recipient: Central Shenandoah PDC		
FTA 5307						FTA 5307 -
FTA 5311						FTA 5311 -
State						State -
Local						Local -
Year Total:	-	-	-	-	-	Total Funds: -
Description:						
STIP ID:	CSPDC06	Title: Mobility Management		Recipient: Central Shenandoah PDC		
FTA 5310						FTA 5310 -
State						State -
Local						Local -
Year Total:	-	-	-	-	-	Total Funds: -
Description:						
STIP ID:	CSPDC07	Title: Signage		Recipient: Central Shenandoah PDC		
Flexible STP						Flexible STP -
State						State -
Local						Local -
Year Total:	-	-	-	-	-	Total Funds: -
Description:						
STIP ID:	VCSB001	Title: Paratransit Vans		Recipient: Valley Community Services Board		
FTA 5310		-	80	-	40	FTA 5310 120
State						State -
Local			20	-	10	Local 30
Year Total:	-	-	100	-	50	Total Funds: 150
Description:						
STIP ID:	VPA0001	Title: Paratransit Vans		Recipient: Valley Program for Aging Services		
FTA 5310		36	52	52	36	FTA 5310 176
State						State -
Local		9	13	13	9	Local 44
Year Total:	-	45	65	65	45	Total Funds: 220
Description:						

VIRGINIA DEPARTMENT OF RAIL AND PUBLIC TRANSPORTATION FY2021 - FY2024
STATEWIDE TRANSPORTATION IMPROVEMENT PROGRAM
TRANSIT COSTS (in \$1,000)

	Previous Funding	FY 2021	FY 2022	FY 2023	FY 2024	Total FY 2021-2024	
STAUNTON-AUGUSTA-WAYNESBORO METROPOLITAN PLANNING ORGANIZATION							
STIP ID:	VPA0002	Title: Operating Assistance			Recipient: Valley Program for Aging Services		
FTA 5310		9				FTA 5310	9
State		7				State	7
Local		2				Local	2
Year Total:	-	18	-	-	-	Total Funds:	18
Description:							
Central Shenandoah PDC	Previous Funding	FY 2021	FY 2022	FY 2023	FY 2024	Total FY 2021-2024	
FTA 5307	-	1,201	1,179	1,225	1,267	FTA 5307	4,872
FTA 5310	-	-	-	-	-	FTA 5310	-
FTA 5311	-	569	561	585	607	FTA 5311	2,322
FTA 5337	-	-	-	-	-	FTA 5337	-
FTA 5339	-	-	-	-	-	FTA 5339	-
Flexible STP	-	-	-	-	-	Flexible STP	-
RSTP	-	-	-	-	-	RSTP	-
Other Federal	-	-	-	-	-	Other Federal	-
State	-	537	529	549	553	State	2,168
Local	-	458	482	519	548	Local	2,007
Revenues	-	83	83	83	83	Revenues	332
Totals	-	2,848	2,834	2,961	3,058		11,701
Human Service Transportation Providers	Previous Funding	FY 2021	FY 2022	FY 2023	FY 2024	Total FY 2021-2024	
FTA 5307	-	-	-	-	-	FTA 5307	-
FTA 5310	-	45	132	52	76	FTA 5310	305
FTA 5311	-	-	-	-	-	FTA 5311	-
FTA 5337	-	-	-	-	-	FTA 5337	-
FTA 5339	-	-	-	-	-	FTA 5339	-
Flexible STP	-	-	-	-	-	Flexible STP	-
RSTP	-	-	-	-	-	RSTP	-
Other Federal	-	-	-	-	-	Other Federal	-
State	-	7	-	-	-	State	7
Local	-	11	33	13	19	Local	76
Revenues	-	-	-	-	-	Revenues	-
Totals	-	63	165	65	95		388
SAWMPO	Previous Funding	FY 2021	FY 2022	FY 2023	FY 2024	Total FY 2021-2024	
FTA 5307	-	1,201	1,179	1,225	1,267	FTA 5307	4,872
FTA 5310	-	45	132	52	76	FTA 5310	305
FTA 5311	-	569	561	585	607	FTA 5311	2,322
FTA 5337	-	-	-	-	-	FTA 5337	-
FTA 5339	-	-	-	-	-	FTA 5339	-
Flexible STP	-	-	-	-	-	Flexible STP	-
RSTP	-	-	-	-	-	RSTP	-
Other Federal	-	-	-	-	-	Other Federal	-
State	-	544	529	549	553	State	2,175
Local	-	469	515	532	567	Local	2,083
Revenues	-	83	83	83	83	Revenues	332
Totals	-	2,911	2,999	3,026	3,153		12,089

VIRGINIA DEPARTMENT OF RAIL AND PUBLIC TRANSPORTATION FY2021 - FY2024
STATEWIDE TRANSPORTATION IMPROVEMENT PROGRAM
TRANSIT COSTS (in \$1,000)

	Previous Funding	FY 2021	FY 2022	FY 2023	FY 2024	Total FY 2021-2024	
TRI-CITIES METROPOLITAN PLANNING ORGANIZATION							
STIP ID:	PAT0001	Title: Operating Assistance			Recipient: Petersburg Area Transit		
FTA 5307		700	700	700	700	FTA 5307	2,800
State		639	639	639	639	State	2,556
Local		740	740	740	740	Local	2,960
Revenues		394	394	394	394	Revenues	1,576
Year Total:	-	2,473	2,473	2,473	2,473	Total Funds:	9,892
Description:							
STIP ID:	PAT0002	Title: Passenger Shelters			Recipient: Petersburg Area Transit		
FTA 5339		11				FTA 5339	11
State		27				State	27
Local		2				Local	2
Year Total:	-	40	-	-	-	Total Funds:	40
Description:							
STIP ID:	PAT0003	Title: Radios			Recipient: Petersburg Area Transit		
FTA 5339					6	FTA 5339	6
State					13	State	13
Local					1	Local	1
Year Total:	-	-	-	-	20	Total Funds:	20
Description:							
STIP ID:	PAT0004	Title: Replacement Buses <30 Ft			Recipient: Petersburg Area Transit		
FTA 5307		112	114		19	FTA 5307	245
State		272	277		46	State	595
Local		16	16		3	Local	35
Year Total:	-	400	407	-	68	Total Funds:	875
Description:							
STIP ID:	PAT0005	Title: Shop Equipment			Recipient: Petersburg Area Transit		
FTA 5339		14		25		FTA 5339	39
State		34		61		State	95
Local		2		4		Local	6
Year Total:	-	50	-	90	-	Total Funds:	140
Description:							
STIP ID:	PAT0006	Title: Support Vehicles			Recipient: Petersburg Area Transit		
FTA 5339				35		FTA 5339	35
State				85		State	85
Local				5		Local	5
Year Total:	-	-	-	125	-	Total Funds:	125
Description:							
STIP ID:	PAT0007	Title: ADP Hardware			Recipient: Petersburg Area Transit		
FTA 5339			9			FTA 5339	9
State			20			State	20
Local			1			Local	1
Year Total:	-	-	30	-	-	Total Funds:	30
Description:							
STIP ID:	PAT0008	Title: Rehab/Renovate Admin Bldg.			Recipient: Petersburg Area Transit		
FTA 5339			28			FTA 5339	28
State			68			State	68
Local			4			Local	4
Year Total:	-	-	100	-	-	Total Funds:	100
Description:							
STIP ID:	PAT0009	Title: Feasibility Study Maint. Facility			Recipient: Petersburg Area Transit		
FTA 5339						FTA 5339	-
State				20		State	20
Local				20		Local	20
Year Total:	-	-	-	40	-	Total Funds:	40
Description:							
STIP ID:	PAT0010	Title: Design/Engineering Maint. Facility			Recipient: Petersburg Area Transit		
FTA 5339					140	FTA 5339	140
State					340	State	340
Local					20	Local	20
Year Total:	-	-	-	-	500	Total Funds:	500
Description:							

VIRGINIA DEPARTMENT OF RAIL AND PUBLIC TRANSPORTATION FY2021 - FY2024
STATEWIDE TRANSPORTATION IMPROVEMENT PROGRAM
TRANSIT COSTS (in \$1,000)

	Previous Funding	FY 2021	FY 2022	FY 2023	FY 2024	Total FY 2021-2024	
TRI-CITIES METROPOLITAN PLANNING ORGANIZATION							
STIP ID:	PAT0011	Title: Security/Surveillance Equipment			Recipient: Petersburg Area Transit		
FTA 5339		3				FTA 5339	3
State		6				State	6
Local		1				Local	1
Year Total:	-	10	-	-	-	Total Funds:	10
Description:							
STIP ID:	PAT0012	Title: Bus Stop Amenities			Recipient: Petersburg Area Transit		
FTA 5339		5		6		FTA 5339	11
State		11		13		State	24
Local		1		1		Local	2
Year Total:	-	17	-	20	-	Total Funds:	37
Description:							
STIP ID:	PAT0013	Title: Bus Stop Signage			Recipient: Petersburg Area Transit		
FTA 5339		9				FTA 5339	9
State		23				State	23
Local		1				Local	1
Revenues						Revenues	-
Year Total:	-	33	-	-	-	Total Funds:	33
Description:							
STIP ID:	CDA001	Title: Paratransit Vehicles			Recipient: Crater District Area Agency on Aging		
FTA 5310		272				FTA 5310	272
State						State	-
Local	-	68				Local	68
Year Total:	-	340	-	-	-	Total Funds:	340
Description:							
Petersburg Area Transit	Previous Funding	FY 2021	FY 2022	FY 2023	FY 2024	Total FY 2021-2024	
FTA 5307	-	812	814	700	719	FTA 5307	3,045
FTA 5310	-	-	-	-	-	FTA 5310	-
FTA 5311	-	-	-	-	-	FTA 5311	-
FTA 5337	-	-	-	-	-	FTA 5337	-
FTA 5339	-	42	37	66	146	FTA 5339	291
Flexible STP	-	-	-	-	-	Flexible STP	-
CMAQ	-	-	-	-	-	CMAQ	-
RSTP	-	-	-	-	-	RSTP	-
Other Federal	-	-	-	-	-	Other Federal	-
State	-	1,012	1,004	818	1,038	State	3,872
Local	-	763	761	770	764	Local	3,058
Revenues	-	394	394	394	394	Revenues	1,576
Totals	-	3,023	3,010	2,748	3,061		11,842
Human Service Transportation Providers	Previous Funding	FY 2021	FY 2022	FY 2023	FY 2024	Total FY 2021-2024	
FTA 5307	-	-	-	-	-	FTA 5307	-
FTA 5310	-	272	-	-	-	FTA 5310	272
FTA 5311	-	-	-	-	-	FTA 5311	-
FTA 5337	-	-	-	-	-	FTA 5337	-
FTA 5339	-	-	-	-	-	FTA 5339	-
Flexible STP	-	-	-	-	-	Flexible STP	-
CMAQ	-	-	-	-	-	CMAQ	-
RSTP	-	-	-	-	-	RSTP	-
Other Federal	-	-	-	-	-	Other Federal	-
State	-	-	-	-	-	State	-
Local	-	68	-	-	-	Local	68
Revenues	-	-	-	-	-	Revenues	-
Totals	-	340	-	-	-		340

VIRGINIA DEPARTMENT OF RAIL AND PUBLIC TRANSPORTATION FY2021 - FY2024
STATEWIDE TRANSPORTATION IMPROVEMENT PROGRAM
TRANSIT COSTS (in \$1,000)

	Previous Funding	FY 2021	FY 2022	FY 2023	FY 2024	Total FY 2021-2024	
TRI-CITIES METROPOLITAN PLANNING ORGANIZATION							
Tri-Cities MPO	Previous Funding	FY 2021	FY 2022	FY 2023	FY 2024	Total FY 2021-2024	
FTA 5307	-	812	814	700	719	FTA 5307	3,045
FTA 5310	-	272	-	-	-	FTA 5310	272
FTA 5311	-	-	-	-	-	FTA 5311	-
FTA 5337	-	-	-	-	-	FTA 5337	-
FTA 5339	-	42	37	66	146	FTA 5339	291
Flexible STP	-	-	-	-	-	Flexible STP	-
CMAQ	-	-	-	-	-	CMAQ	-
RSTP	-	-	-	-	-	RSTP	-
Other Federal	-	-	-	-	-	Other Federal	-
State	-	1,012	1,004	818	1,038	State	3,872
Local	-	831	761	770	764	Local	3,126
Revenues	-	394	394	394	394	Revenues	1,576
<i>Totals</i>	-	3,363	3,010	2,748	3,061		12,182

VIRGINIA DEPARTMENT OF RAIL AND PUBLIC TRANSPORTATION FY2021 - FY2024
STATEWIDE TRANSPORTATION IMPROVEMENT PROGRAM
TRANSIT COSTS (in \$1,000)

	Previous Funding	FY 2021	FY 2022	FY 2023	FY 2024	Total FY 2021-2024	
WINCHESTER AREA METROPOLITAN PLANNING ORGANIZATION							
STIP ID:	WIN0001	Title: Operating Assistance			Recipient: Winchester Transit Service		
FTA 5307		534	545	556	570	FTA 5307	2,205
State		189	189	189	189	State	756
Local		55	12	11	14	Local	92
Revenues		94	106	120	129	Revenues	449
Year Total:	-	872	852	876	902	Total Funds:	3,502
Description:							
STIP ID:	WIN0004	Title: Passenger Bus Shelters			Recipient: Winchester Transit Service		
FTA 5307					20	FTA 5307	20
State					3	State	3
Local					2	Local	2
Year Total:	-	-	-	-	25	Total Funds:	25
Description:							
STIP ID:	WIN0009	Title: ADP Hardware			Recipient: Winchester Transit Service		
FTA 5307			36		40	FTA 5307	76
State			5		5	State	10
Local			4		5	Local	9
Year Total:	-	-	45	-	50	Total Funds:	95
Description:							
STIP ID:	WIN0011	Title: Replacement Rolling Stock			Recipient: Winchester Transit Service		
FTA 5307			128	260		FTA 5307	388
State			16	33		State	49
Local			16	32		Local	48
Year Total:	-	-	160	325	-	Total Funds:	485
Description:							
STIP ID:	GRA0002	Title: Paratransit Vehicles			Recipient: Grafton School, Inc.		
FTA 5310		72	72	72	72	FTA 5310	288
State						State	-
Local		18	18	18	18	Local	72
Year Total:	-	90	90	90	90	Total Funds:	360
Description:							
STIP ID:	NCS0001	Title: Paratransit Vehicles			Recipient: Northwestern Community Services		
FTA 5310		312	208	208	156	FTA 5310	884
State						State	-
Local		78	52	52	39	Local	221
Year Total:	-	390	260	260	195	Total Funds:	1,105
Description:							
STIP ID:	SAA0002	Title: Operating Assistance			Recipient: Shenandoah Area Agency on Aging		
FTA 5310		159	165	165	170	FTA 5310	659
State		127	132	132	136	State	527
Local		32	33	33	34	Local	132
Revenues						Revenues	-
Year Total:	-	318	330	330	340	Total Funds:	1,318
Description:							
STIP ID:	SAA0003	Title: Paratransit Vehicles			Recipient: Shenandoah Area Agency on Aging		
FTA 5310		140	176	176	140	FTA 5310	632
State						State	-
Local		35	44	44	35	Local	158
Year Total:	-	175	220	220	175	Total Funds:	790
Description:							

VIRGINIA DEPARTMENT OF RAIL AND PUBLIC TRANSPORTATION FY2021 - FY2024
STATEWIDE TRANSPORTATION IMPROVEMENT PROGRAM
TRANSIT COSTS (in \$1,000)

	Previous Funding	FY 2021	FY 2022	FY 2023	FY 2024	Total FY 2021-2024	
WINCHESTER AREA METROPOLITAN PLANNING ORGANIZATION							
Winchester Transit Service	Previous Funding	FY 2021	FY 2022	FY 2023	FY 2024	Total FY 2021-2024	
FTA 5307	-	534	709	816	630	FTA 5307	2,689
FTA 5310	-	-	-	-	-	FTA 5310	-
FTA 5311	-	-	-	-	-	FTA 5311	-
FTA 5337	-	-	-	-	-	FTA 5337	-
FTA 5339	-	-	-	-	-	FTA 5339	-
Flexible STP	-	-	-	-	-	Flexible STP	-
RSTP	-	-	-	-	-	RSTP	-
Other Federal	-	-	-	-	-	Other Federal	-
State	-	189	210	222	197	State	818
Local	-	55	32	43	21	Local	151
Revenues	-	94	106	120	129	Revenues	449
<i>Totals</i>	-	872	1,057	1,201	977		4,107
Human Service Transportation Providers							
	Previous Funding	FY 2021	FY 2022	FY 2023	FY 2024	Total FY 2021-2024	
FTA 5307	-	-	-	-	-	FTA 5307	-
FTA 5310	-	683	621	621	538	FTA 5310	2,463
FTA 5311	-	-	-	-	-	FTA 5311	-
FTA 5337	-	-	-	-	-	FTA 5337	-
FTA 5339	-	-	-	-	-	FTA 5339	-
Flexible STP	-	-	-	-	-	Flexible STP	-
RSTP	-	-	-	-	-	RSTP	-
Other Federal	-	-	-	-	-	Other Federal	-
State	-	127	132	132	136	State	527
Local	-	163	147	147	126	Local	583
Revenues	-	-	-	-	-	Revenues	-
<i>Totals</i>	-	973	900	900	800		3,573
Winchester MPO							
	Previous Funding	FY 2021	FY 2022	FY 2023	FY 2024	Total FY 2021-2024	
FTA 5307	-	534	709	816	630	FTA 5307	2,689
FTA 5310	-	683	621	621	538	FTA 5310	2,463
FTA 5311	-	-	-	-	-	FTA 5311	-
FTA 5337	-	-	-	-	-	FTA 5337	-
FTA 5339	-	-	-	-	-	FTA 5339	-
Flexible STP	-	-	-	-	-	Flexible STP	-
RSTP	-	-	-	-	-	RSTP	-
Other Federal	-	-	-	-	-	Other Federal	-
State	-	316	342	354	333	State	1,345
Local	-	218	179	190	147	Local	734
Revenues	-	94	106	120	129	Revenues	449
<i>Totals</i>	-	1,845	1,957	2,101	1,777		7,680

VIRGINIA DEPARTMENT OF RAIL AND PUBLIC TRANSPORTATION
STATEWIDE TRANSPORTATION IMPROVEMENT PROGRAM
TRANSIT COSTS (in \$1,000)

FY2021 - FY2024

Statewide (DRPT Recipient, Non-MPO)(in \$1,000)							
	Previous Funding	FY 2021	FY 2022	FY 2023	FY 2024	Total FY 2021-2024	
DRPT State Safety Oversight Program							
FTA 5329	258	262	267	270	272	FTA 5329	1,071
State	64	66	67	67	68	State	268
Local						Local	-
Year Total:	322	328	334	337	340	Total Funds:	1,339
Description:							
	Previous Funding	FY 2021	FY 2022	FY 2023	FY 2024	Total FY 2021-2024	
DRPT Intercity Bus Program							
FTA 5311	1,937					FTA 5311	-
State						State	-
Local	1,072					Local	-
Revenues						Revenues	-
Year Total:	3,009	-	-	-	-	Total Funds:	-
Description:							
	Previous Funding	FY 2021	FY 2022	FY 2023	FY 2024	Total FY 2021-2024	
Totals - Statewide (DRPT, Non-MPO)							
FTA 5311	1,937	-	-	-	-	FTA 5311	-
FTA 5329	258	262	267	270	272	FTA 5329	1,071
State	64	66	67	67	68	State	268
Local	1,072	-	-	-	-	Local	-
Revenues	-	-	-	-	-	Revenues	-
Totals	3,331	328	334	337	340	Total Funds:	1,339

**VIRGINIA DEPARTMENT OF RAIL AND PUBLIC TRANSPORTATION
STATEWIDE TRANSPORTATION IMPROVEMENT PROGRAM
TRANSIT COSTS (in \$1,000's)**

FY2021 - FY2024

Rural (Non-urbanized less than 50,000 Population, Non-MPO)(in \$1,000)							
	Previous Funding	FY 2021	FY 2022	FY 2023	FY 2024	Total FY 2021 - FY 2024	
Operating-Rural							
FTA 5310		58	274	274	274	FTA 5310	880
FTA 5311		-	9,561	9,603	9,603	FTA 5311	28,767
FTA 5339		-	-	-	-	FTA 5339	-
FTA ADTAP		-	-	-	-	FTA ADTAP	-
State		46	219	219	219	State	703
Local		12	9,658	9,658	9,658	Local	28,986
Revenues		-	10	10	10	Revenues	30
Year Total:	-	116	19,722	19,764	19,764	Total Funds:	59,366
Description:							
	Previous Funding	FY 2021	FY 2022	FY 2023	FY 2024	Total FY 2021 - FY 2024	
Capital-Rural							
FTA 5310		1,094	1,357	1,357	1,357	FTA 5310	5,165
FTA 5311		3,048	3,652	2,680	4,297	FTA 5311	13,677
FTA 5339		-	-	-	-	FTA 5339	-
FTA ADTAP		1,283	1,424	1,424	1,424	ADTAP	5,555
State		901	1,212	1,019	1,341	State	4,473
Local		457	533	486	565	Local	2,041
Revenues		-	-	-	-	Revenues	-
Year Total:	-	6,783	8,178	6,966	8,984	Total Funds:	30,911
Description:							
	Previous Funding	FY 2021	FY 2022	FY 2023	FY 2024	Total FY 2021 - FY 2024	
Totals - Rurals (Non-MPO)							
FTA 5310		1,152	1,631	1,631	1,631	FTA 5310	6,045
FTA 5311		3,048	13,213	12,283	13,900	FTA 5311	42,444
FTA 5339		-	-	-	-	FTA 5339	-
FTA ADTAP		1,283	1,424	1,424	1,424	ADTAP	5,555
State		947	1,431	1,238	1,560	State	5,176
Local		469	10,191	10,144	10,223	Local	31,027
Revenues		-	10	10	10	Revenues	30
Totals	-	6,899	27,900	26,730	28,748	Totals:	90,277

APPENDIX J

CIVIL RIGHTS ACCOMPLISHMENTS

July 2020

Prepared by the
Virginia Department of Transportation
in Cooperation with
Virginia Department of Rail and Public Transportation,
Federal Highway Administration–Virginia Division Office, and
Federal Transit Administration

Appendix J: Civil Rights Accomplishments

Virginia's statewide self-certification process takes place every three years, in conjunction with the submittal of the STIP to FHWA and FTA. As part of this process, as outlined in VDOT's Self-Certification Procedural Guide, the STIP highlights VDOT's transportation planning and programming processes and activities, including Title VI processes and activities, since the previous self-certification.

In major program areas, overall achievements in regards to Title VI of the Civil Rights Act of 1964 are captured through annual questionnaires initiated by VDOT's Civil Rights Division. These questionnaires are designed to collect and record information regarding Title VI matters including: (1) staff roles and responsibilities, (2) efforts undertaken to ensure nondiscrimination in each of the areas' activities and, (3) VDOT district and central office accomplishments. Some highlights of VDOT's Title VI accomplishments in the planning and programming area are included in this Appendix. This appendix is not intended to represent all VDOT Title VI accomplishments; additional and more specific details, including district-specific accomplishments, are included in the Department's Title VI Accomplishments Report, submitted annually to FHWA.

2018 – 2019

- District Planning staff served as lead VDOT planning staff on all MPO highway TIP amendments and administrative modifications, working directly with the MPOs to process TIP actions, which in the case of amendments, were subsequently processed as STIP amendments.
- The Transportation and Mobility Planning Division (TMPD) was copied on all STIP amendments submitted to FHWA.
- The most recent approved STIP was made available on VDOT's website.
- The LIVE STIP report, incorporating amendments since the last approved STIP, was updated daily and made available on the VDOT STIP website.
- FPMD worked collaboratively with internal and external stakeholders in establishing the 2021-2024 TIP/STIP high-level milestones and development schedule.
- In July 2019, FPMD held a 2021-2024 TIP/STIP development kickoff meeting attended by various planning partners, including representatives from all Virginia MPOs and PDCs; FHWA and FTA; DRPT, VDOT District Planners, and various VDOT subject matter experts (SMEs).
- VDOT District Planning staff served as lead VDOT planning staff on project data reviews associated with development of the 2021-2024 TIPs and STIP, coordinating directly with MPOs and PDCs.

- TMPD was involved in the development of the 2021-2024 STIP in various ways, including but not limited to:
 - Stayed abreast of the development schedule and progress
 - Assisted the Environmental Division with air quality conformity analysis
 - Drafted an Instructional and Informational Memorandum (IIM) providing district staff with guidance on the MPO self-certification process that is typically performed as part of an MPO's TIP update
- One hundred eleven (111) public hearings and/or citizen informational meetings were held; Civil Rights staff in VDOT's Central Office and in the districts attended 51 of the public hearings and/or citizen informational meetings to disseminate Title VI information to the public, determine project impacts, and respond to individuals' concerns.
 - A Civil Rights representative from the corresponding district collected demographic data through a voluntary survey offered to every attendee. This survey enabled VDOT to gather statistical data for Title VI purposes.
 - Attendees were provided Title VI Brochures to acquaint them with Title VI and related statutes and their rights under the law.
 - Notices of meetings/hearings were published in minority and local newspapers, on VDOT's external website, posted in public places, and signs were posted at proposed project sites.
- Civil Rights staff monitored construction and maintenance contracts for compliance, attended preconstruction conferences to review Title VI requirements with the contractor and project personnel, and reviewed federal contracts and subcontracts for inclusion of required Title VI nondiscrimination language. A total of 328 contracts were reviewed for Title VI and related requirements by Civil Rights staff statewide.
- The Title VI Specialist conducted procurement of the new Statewide Language Interpreting and Translation Services Contract. The new contract was awarded on February 20, 2019.
- In the [SMART SCALE](#) process, a technical evaluation team comprised of technical staff from OIPI, DRPT, and VDOT conducted measure calculations and made qualitative rating assessments for each of the [SMART SCALE](#) factor areas, for each submitted and screened project. Staff appointed to the technical evaluation team included SMEs from both VDOT districts and Central Office that are experienced with the data, analytical tools, and qualitative content reported for each measure. More information on the process and roles and responsibilities is included in the [SMART SCALE Technical Guide](#).
- TMPD participated in discussions with TPB, FAMPO, and OIPI on updates to the MOA regarding planning responsibilities between the two MPOs.
- TMPD updated the Central Virginia MPO, Danville MPO, Thomas Jefferson PDC, Hampton Roads TPO, and Richmond Tri-Cities Area travel demand models that localities will use to evaluate the impacts of proposed projects.

- TMPD updated the accessibility analysis methodology used in [SMART SCALE](#) that considers access for disadvantaged populations. In addition, the economic development performance measure used to evaluate SMART SCALE applications considers economically distressed areas.
- TMPD administered Virginia's FHWA metropolitan planning (PL) funds for MPO planning activities; State Planning and Research (SPR) funds for planning and certain special planning study activities of the Department; and certain SRTS program funds.
 - \$8,772,935 in federal metropolitan planning (PL) funds were distributed to Virginia's 15 urbanized areas based on their 2010 census populations and other factors in an allocation process developed in coordination with the MPOs.
 - \$1,160,000 in SPR funds were distributed to Virginia's 20 rural regional PDCs (\$58,000 each) for rural regional transportation planning that links to and feeds input into the state transportation planning process.
 - The annual work programs of the PDCs were reviewed and approved by VDOT and FHWA.
 - \$800,000 in SPR funds were distributed to the University of Virginia's Center for Risk Management of Engineering Systems for ongoing transportation system analysis and forecast studies.
 - As part of the 2018 awards for the [SRTS Program](#), hundreds of schools in 16 communities across the State received SRTS funding.
 - Through a competitive application process, VDOT distributed \$938,362 to local communities to fund SRTS programs focused on bicycle and pedestrian safety education, non-infrastructure programs.
- The following contracts were procured by TMPD during Oct. 1, 2018 – Sept. 30, 2019. As of September 30, 2019, all contracts were active.
 - Contract Id No: 47227 (STARS IV – ATCS)
 - Contract Id No: 47236 (STARS IV – KHA)
 - Contract Id No: 47237 (STARS IV – RK&K)
- The Title VI/Nondiscrimination paragraph from the U.S. DOT Standard Title VI Assurances was inserted into the solicitations for bid/requests for proposal for the contracts listed above and the contracts/agreements signed included the clauses of Appendix A and E of the U.S. DOT Standard Title VI Assurances (USDOT 1050.2A).
- TMPD continued to work with DRPT to jointly review and document Virginia's process for public involvement and participation in the development of various transportation plans and programs. Virginia's public participation process is documented in Public Participation in Virginia's Transportation Planning and Programming Process.
- VDOT continued to assist state and local planning bodies in identifying and addressing traditionally underserved populations within a project study area by creating and making available detailed maps, using the 2010 U.S. Census data, to display demographics.

- VDOT year 2010 maps are posted on [OutsideVDOT](#) making them available for MPOs and PDCs. The maps are also used by VDOT and local governments to identify traditionally underserved populations and to perform analysis when developing transportation plans.
- To ensure that all members of the community are effectively participating in the development of planning documents, Route 28 STARS Operational Improvements Study was advertised in three newspapers, including one Spanish-language newspaper. It was also advertised on social media, took comments online, reached out to local newspapers, and a team went door-to-door to pass out meeting information to reach those without other access to the information. In addition, the meeting was live-streamed on Facebook.
- TMPD continued to ensure that the MPOs and PDCs are aware of and will comply with the USDOT 1050.2A Title VI and related nondiscrimination requirements. The Division's process with MPOs and PDCs is carried out through issuance of annual letters of authorization and PL and SPR funding agreements, supported by a master agreement. The MPO and PDC annual funding agreements require the completion of several forms, including completion of the USDOT Order No.1050.2A standard assurances form and applicable appendices. This was verified by TPMD through: (1) the inclusion of USDOT Order No. 1050.2A and applicable appendices in the annual MPO and PDC funding agreement packages and (2) by reviewing and verifying completion of the annual funding agreements, including completion of the USDOT's Order No.1050.2A form and applicable appendices.
- TMPD occasionally assisted in coordinating with consultants to ensure that a consultant understands and acts to submit/update their Title VI evaluation forms with the VDOT Civil Rights office in a timely manner, as required for funding eligibility. The process for bids and requests for proposals is overseen primarily by the VDOT Consultant Procurement Office or the Administrative Services Division.
- The STARS program translated Innovative Intersection brochures into Spanish.

2017 – 2018

- District Planning staff served as lead VDOT planning staff on all MPO highway TIP amendments and administrative modifications, working directly with the MPOs to process TIP actions, which in the case of amendments, were subsequently processed as STIP amendments.
- TMPD was copied on all STIP amendments submitted to FHWA.
- The most recent approved STIP was made available on VDOT's website.
- The LIVE STIP report, incorporating amendments since the last approved STIP, was updated daily and made available on the VDOT STIP website.
- Two members of the Federal Programs Management Division attended the June 2018 Virginia Association of Metropolitan Planning Organizations (VAMPO)/Virginia

Association of Planning District Commissions (VAPDC) Training Conference where FHWA provided training on Title VI: Nondiscrimination in the Federal-Aid Program.

- Civil Rights staff in VDOT's Central Office and in the districts attended 114 public hearings and/or citizen informational meetings to disseminate Title VI information to the public, determine project impacts, and respond to individuals' concerns.
 - A Civil Rights representative from the corresponding district collected demographic data through a voluntary survey offered to every attendee. This survey enabled VDOT to gather statistical data for Title VI purposes.
 - Attendees were provided Title VI Brochures to acquaint them with Title VI and related statutes and their rights under the law.
 - Notices of meetings/hearings were published in minority and local newspapers, on VDOT's external website, posted in public places, and signs were posted at proposed project sites.
- Acquisition or displacement impacts relating to Title VI in project areas were monitored through the Right of Way Stage One Reports and environmental documents.
- Civil Rights staff monitored construction and maintenance contracts for compliance, attended preconstruction conferences to review Title VI requirements with the contractor and project personnel, and reviewed federal contracts and subcontracts for inclusion of required Title VI nondiscrimination language. A total of 328 contracts were reviewed for Title VI and related requirements by Civil Rights staff statewide.
- The Civil Rights Office and FPMD worked jointly to develop a Self-Certification Procedural Guide which was finalized and submitted to FHWA on May 31, 2018.
- In the summer of 2017, TMPD started working with Governance and Legislative Affairs (GALA) on to implement MAP-21 Performance-Based Planning and Programming Federal Requirements. Additionally, a schedule of quarterly coordination meetings was established to work with the MPOs, FHWA, FTA, SMEs and other planning partners.
- The Civil Rights Division distributed the Title VI/Nondiscrimination Assurance Template (USDOT 1050.2A) to all MPOs and PDCs in Virginia. Copies of all of the signed assurances were submitted to FHWA on December 21, 2017.
- VDOT's Title VI training focused on three areas: (1) training for VDOT Civil Rights staff, as part of the VDOT Civil Rights Division 2018 Symposium, (2) a Title VI session at the 2018 Local Assistance Workshop and, (3) training and technical assistance for consultants and sub-consultants.

APPENDIX K

Public Meeting Notices/Postings



Public Meetings

2019 Fall Transportation Meetings

You are invited to participate in public meetings held by the Commonwealth Transportation Board. The meetings will begin with a brief open house followed by a public comment period. At the open house you can learn about various transportation initiatives, including:

- Adjustments to Virginia’s project prioritization process (SMART SCALE)
- Virginia’s Statewide Transportation Improvement Program
- VTrans Draft Mid-term Transportation Needs (Virginia’s Statewide Transportation Plan)
- Adjustments to the Highway Safety Improvement Program.

Representatives of the Office of Intermodal Planning and Investment (OIPI) and Departments of Transportation and Rail and Public Transportation will be in attendance to highlight their transportation programs and discuss your ideas and concerns about Virginia’s transportation network. The open house will be followed by a public comment period, during which you may provide comments about the various initiatives. Comments will be accepted at the meeting and may also be submitted via email or online at www.CTB.Virginia.gov.

Meeting Dates and Locations

Open House begins at 4 p.m. in each of the locations unless otherwise noted.

<p>Tuesday, October 15, 2019* Richmond District Richmond Marriott Short Pump 4240 Dominion Boulevard Glen Allen, VA 23060 *This meeting will also provide opportunity for comment on the I-95 Corridor Study Plan</p>	<p>Tuesday, October 22, 2019** Northern Virginia District Northern Virginia District Office Potomac Conference Room 4975 Alliance Drive Fairfax, VA 22030 **meeting begins at 6 p.m.</p>	<p>Monday, October 28, 2019*** Staunton District Doubletree Hotel Harrisonburg 1400 E. Market Street Harrisonburg, VA 22801 ***meeting begins at 3 p.m.</p>
<p>Wednesday, October 30, 2019 Salem District Holiday Inn Valley View 3315 Ordway Drive Roanoke, VA 24017</p>	<p>Monday, November 4, 2019 Lynchburg District Lynchburg District Complex Ramey Memorial Auditorium 4303 Campbell Avenue Lynchburg, VA 24501</p>	<p>Wednesday, November 6, 2019 Hampton Roads District Hampton Roads District Office 7511 Burbage Drive Suffolk, VA 23435</p>
<p>Thursday, November 7, 2019 Bristol District Southwest Virginia Higher Education Center One Partnership Circle Abingdon, VA 24210</p>	<p>Tuesday, November 12, 2019** Fredericksburg District James Monroe High School 2300 Washington Avenue Fredericksburg, VA 22401 **meeting begins at 6 p.m.</p>	<p>Wednesday, November 13, 2019 Culpeper District VDOT Culpeper District Office 1601 Orange Road Culpeper, VA 22701</p>

Fall meeting materials will be available at <http://www.ctb.virginia.gov/planning/fallmeetings/> beginning October 15, 2019.

You may submit comments on any transportation projects and initiatives to OIPI Deputy Director Ronique Day, 1221 E. Broad St., Richmond, VA 23219 or PublicComments@OIPI.Virginia.gov. **Comments will be accepted until November 30, 2019.**

The Commonwealth is committed to ensuring that no person is excluded from participation in, or denied the benefits of, its services on the basis of race, color, or national origin, as protected by Title VI of the Civil Rights Act of 1964. If you need further information on these policies or special assistance for persons with disabilities or limited English proficiency, please contact the Virginia Department of Transportation’s Title VI Compliance Officer at 804-786-2730 or the Virginia Department of Rail and Public Transportation’s Title VI Compliance Officer at 804-786-4440 (TTY users call 711).

Posted March 2, 2020

Development of the Federal Fiscal Years 2021 – 2024 STIP

Virginia is currently in a STIP update cycle and in the process of preparing the next STIP for Federal Fiscal Years 2021 – 2024. VDOT and DRPT are working with the MPOs to update their TIPS and are in cooperation with transportation planning officials in nonmetropolitan areas on inclusion of federally funded projects in the nonmetropolitan areas of Virginia. Draft TIPS will be included without change into Virginia’s new STIP along with projects in nonmetropolitan areas.

Virginia provides many opportunities for the public to provide input on transportation projects and priorities as part of the continuing transportation planning process for the development of the STIP and the state required Six-Year Improvement Program.

Nonmetropolitan area project lists will be made available at the Spring [Transportation Meetings](#).

Once preparation of the new STIP is complete, it will be made available here on VDOT’s website for a minimum of 30 days.

Posted July 1, 2020

Draft Federal Fiscal Years 2021 – 24 STIP

The Virginia Department of Transportation (VDOT) and the Department of Rail and Public Transportation (DRPT) have developed Virginia's Draft STIP for Federal Fiscal Years 2021 – 24.

VDOT and DRPT worked in cooperation with the MPOs to update their TIPs, which are included without change into Virginia's draft STIP.

VDOT and DRPT were also in cooperation with transportation planning officials in nonmetropolitan areas on inclusion of federally funded projects in the nonmetropolitan areas of Virginia.

Virginia provides many opportunities for the public to provide input on transportation projects and priorities as part of the continuing transportation planning process for the development of the STIP and the state required Six-Year Improvement Program.

The Draft Federal Fiscal Years 2021 – 2024 STIP [is available here](#). (Posted July 1, 2020)

VDOT is requesting public review and input on the Draft Federal Fiscal Years 2021 – 24 STIP. Comments may be submitted until July 31, 2020, to:

Federal Programs Management Director
Virginia Department of Transportation
1401 E. Broad St.
Richmond, VA 23219
stip@vdot.virginia.gov